



## Road Fatalities in the Northern Territory for the Period 01 January to 30 November 2003 Status Report

There were 48 road fatalities in the Northern Territory from 01 January to 30 November 2003 compared to 50 at the same time in 2002. The 48 fatalities were a result of 39 fatal crashes compared to 36 for the same time in 2002.

### 39 fatal crashes:

- ◆ 8 occurred where the car ran off the road.
- ◆ 4 were angle collisions.
- ◆ 16 were single vehicle roll overs.
- ◆ 1 fell off a motorcycle.
- ◆ 7 hit pedestrians.
- ◆ 1 hit other animal.
- ◆ 1 side swipe.
- ◆ 1 head on collision.

### 39 fatal crashes:

- ◆ 27 occurred in rural areas and 12 in urban areas.
- ◆ 25 occurred on sealed-dry roads, 10 on unsealed-dry roads, 1 on sealed-wet road and 3 on unknown road conditions.

### 48 fatalities:

- ◆ 32 were males and 16 were females.
- ◆ 39 were NT residents (21 Aboriginals & 18 were non-Aboriginals).
- ◆ 6 were interstate visitors.
- ◆ 3 were overseas visitors.

### Of the 21 Aboriginal NT resident fatalities:

- ◆ 5 drivers – 2 were wearing seatbelts and 3 were not.
- ◆ 10 passengers – 1 was wearing a seatbelt, 1 was unknown and 8 were not.
- ◆ 1 rear tray passenger – no restrain fitted.
- ◆ 5 pedestrians.

### Of the 18 non-Aboriginal NT resident fatalities:

- ◆ 8 drivers – 4 were wearing seatbelts and 4 were not.
- ◆ 7 passengers – 4 were wearing seatbelts and 3 were not.
- ◆ 1 motorcyclist.
- ◆ 2 pedestrians.

### Of the 6 interstate visitors:

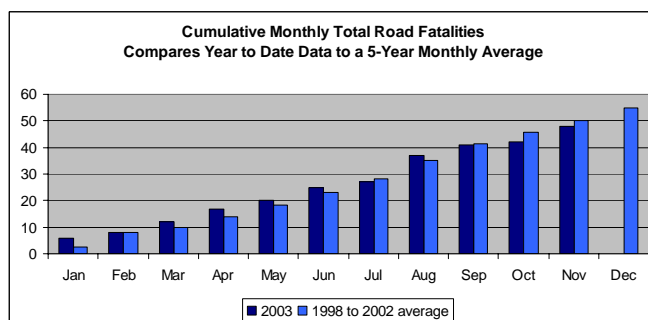
- ◆ 3 drivers – 3 were wearing seatbelts.
- ◆ 3 passengers – 3 were not wearing seatbelts.

### Of the 3 overseas visitor fatalities:

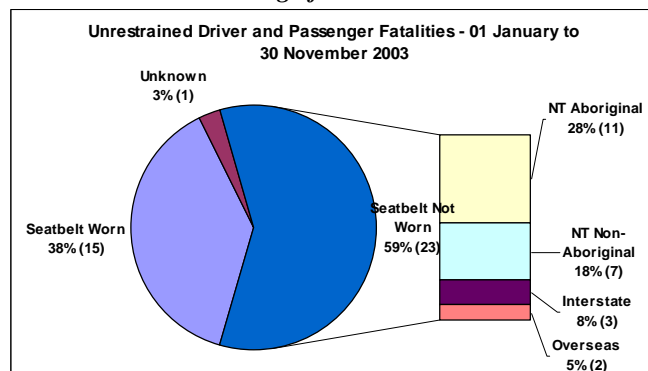
- ◆ 3 passengers – 1 was wearing a seatbelt and 2 were not.

### Road Fatalities: -

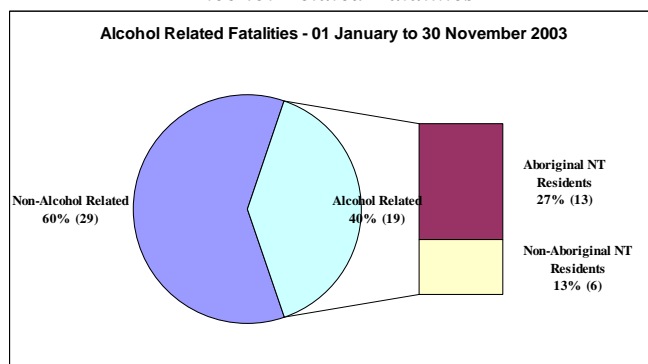
Year	NT	NT Per 100,000 Population	Australia Per 100,000 Population
2002	55	27.5	8.75
2001	50	25.3	9.06
2000	51	26.2	9.49



### Non-Wearing of Seatbelt Fatalities



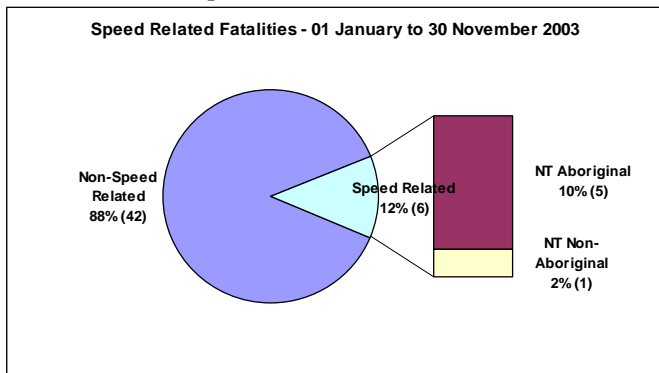
### Alcohol Related Fatalities





Road Fatalities in the Northern Territory for the Period 01 January to 30 November 2003 Status Report

Speed Related Fatalities



Vehicle Crashes Involving Heavy Vehicles:

Heavy Vehicles Involved Crashes 01 January to 30 November 2003	Driver Not Wearing Seatbelt	Driver BAC > 0	Speed Related	Fatigue Related
Fatal				
Serious Injury				
Minor Injury				
Non-injury				
<b>Total</b>	<b>0</b>	<b>0</b>	<b>0</b>	<b>0</b>

01 January to 30 November 2003

Highest Injury Level Crashes	Bus & Coach		Rigid Truck > 4.5 GVM		Articulated Vehicle (Semi)		Road Train (Double)		Road Train (Triple)		Total
	NT	Int.	NT	Int.	NT	Int.	NT	Int.	NT	Int.	
Fatal		1					1	1			3
Serious	1		2		1						4
Minor	6		4	3	1	1	2	1	3		21
Non-injury	17		24	6	3	1	5	5	18	6	85
<b>Total</b>	<b>25</b>		<b>39</b>		<b>7</b>		<b>15</b>		<b>27</b>		<b>113</b>

Note: Int. = Interstate

Annual Fatality Statistics

Year	1999	2000	2001	2002	2003
Aboriginal NT Residents	17	18	24	28	21
Non - Aboriginal NT Residents	24	23	12	18	18
Interstate visitors	4	3	5	3	6
Overseas visitors	4	7	9	6	3
<b>Total</b>	<b>49</b>	<b>51</b>	<b>50</b>	<b>55</b>	<b>48</b>

Highest Injury Level Crashes	12 months to 30 November 2002		12 months to 30 November 2003		% Change	
	NT	Int.	NT	Int.	NT	Int.
Fatal	6		1	1	-83.3%	N/A
Serious	7	1	3		-57.1%	-100.0%
Minor	15	5	10	5	-33.3%	0.0%
Non-injury	50	16	53	19	6.0%	18.8%
<b>Total</b>	<b>100</b>		<b>92</b>		<b>-8.0%</b>	

	12 months to 30 November 2002	12 months to 30 November 2003	% Change
<b>Total Fatalities</b>	58	53	-8.6%
<b>Total Injuries</b>	1083	1013	-6.5%
<b>Total Fatal Crashes</b>	42	43	2.4%
<b>Total Injury Crashes</b>	732	696	-4.9%
<b>Total Non-injury Crashes</b>	1465	1436	-2.0%
<b>Seatbelt not Worn</b>			
Fatalities	22	24	9.1%
Injuries	61	55	-9.8%
<b>Speed- Related</b>			
Fatal Crashes	9	5	-44.4%
Injury Crashes	80	67	-16.3%
Non-injury Crashes	95	98	3.2%
<b>Alcohol-Related</b>			
Fatal Crashes	27	15	-44.4%
Injury Crashes	80	67	-16.3%
Non-injury Crashes	88	94	6.8%

This report is produced using the Vehicle Accident Database. Information is correct as at 30 November 2003.

Contact Officers  
Graham Kwong Research /Project Officer, tel: 89247147  
Don Shean, VADB Manager, tel: 89247352

Accidents within the last four (4) weeks may not be reflected in the Vehicle Accident Database

