

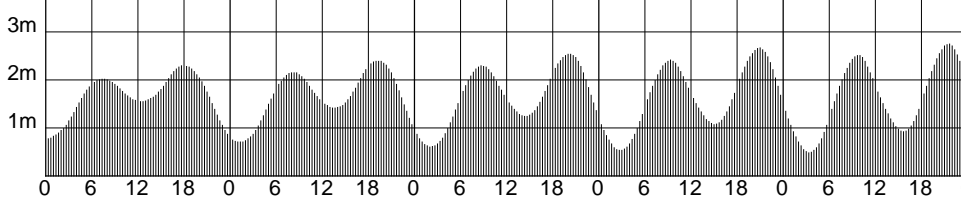
TIDE PREDICTIONS FOR MELVILLE BAY – GOVE HARBOUR

SEPTEMBER – 2009

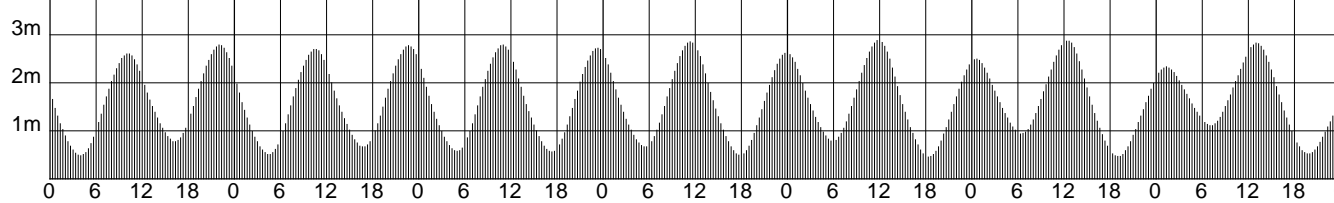
AUSTRALIAN CENTRAL STANDARD TIME

SUNDAY MONDAY TUESDAY WEDNESDAY THURSDAY FRIDAY SATURDAY

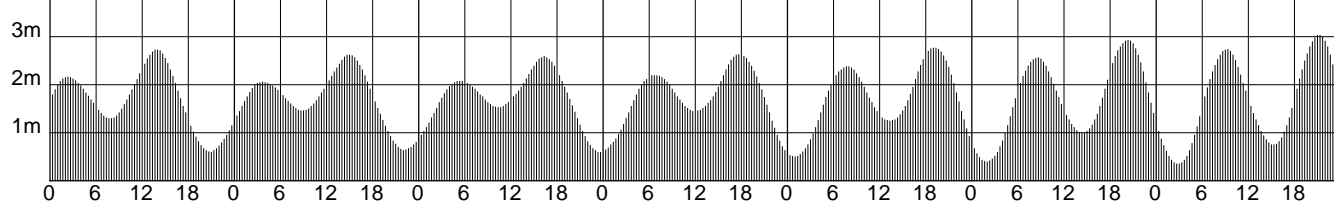
1	0006 0.78 0729 2.01 1225 1.55 1757 2.29	2	0115 0.70 0815 2.15 1338 1.41 1914 2.39	3	0207 0.60 0848 2.29 1426 1.24 2012 2.53	4	0248 0.53 0918 2.41 1505 1.07 2056 2.66	5	0325 0.48 0945 2.51 1541 0.92 2133 2.74
----------	--	----------	--	----------	--	----------	--	----------	--



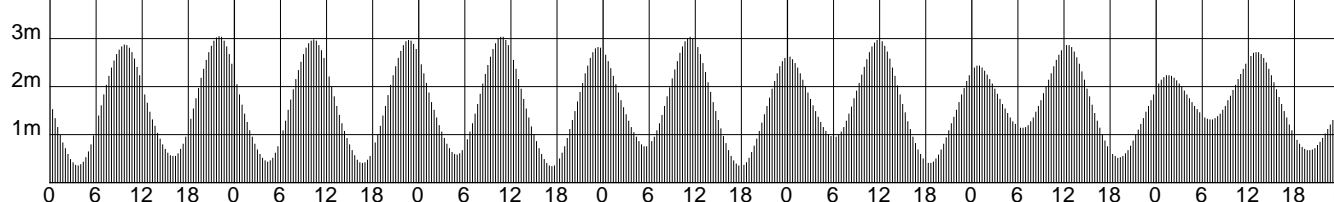
6	0359 0.48 1010 2.60 1615 0.78 2208 2.78	7	0429 0.51 1033 2.70 1647 0.65 2243 2.77	8	0458 0.57 1058 2.78 1718 0.55 2317 2.72	9	0526 0.66 1123 2.85 1750 0.48 2354 2.63	10	0556 0.78 1153 2.89 1824 0.45	11	0034 2.49 0629 0.93 1227 2.88 1901 0.46	12	0119 2.33 0706 1.11 1306 2.82 1948 0.51
----------	--	----------	--	----------	--	----------	--	-----------	-------------------------------------	-----------	--	-----------	--



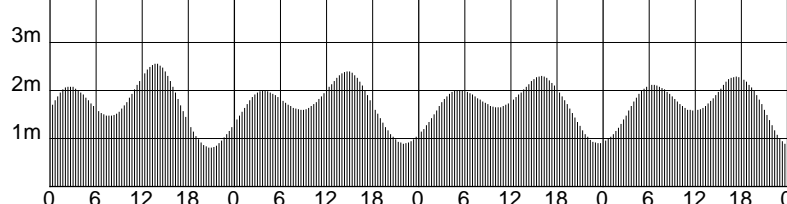
13	0217 2.16 0752 1.29 1355 2.72 2050 0.59	14	0343 2.05 0855 1.45 1459 2.62 2209 0.63	15	0522 2.06 1021 1.52 1619 2.57 2331 0.59	16	0646 2.19 1155 1.44 1743 2.63	17	0050 0.49 0748 2.37 1320 1.24 1907 2.76	18	0157 0.39 0833 2.56 1425 0.99 2019 2.92	19	0251 0.34 0912 2.73 1516 0.74 2114 3.03
-----------	--	-----------	--	-----------	--	-----------	-------------------------------------	-----------	--	-----------	--	-----------	--



20	0338 0.35 0945 2.87 1602 0.54 2200 3.04	21	0419 0.43 1017 2.97 1643 0.40 2244 2.96	22	0457 0.57 1048 3.03 1719 0.33 2324 2.81	23	0531 0.75 1120 3.03 1755 0.33	24	0005 2.63 0604 0.94 1153 2.97 1830 0.40	25	0047 2.42 0635 1.13 1228 2.86 1908 0.51	26	0134 2.23 0707 1.30 1305 2.71 1953 0.66
-----------	--	-----------	--	-----------	--	-----------	-------------------------------------	-----------	--	-----------	--	-----------	--



27	0233 2.07 0745 1.46 1349 2.55 2053 0.80	28	0349 1.99 0845 1.59 1445 2.39 2207 0.88	29	0515 2.00 1016 1.64 1556 2.29 2323 0.89	30	0634 2.10 1145 1.57 1715 2.28
-----------	--	-----------	--	-----------	--	-----------	-------------------------------------



© Copyright: Commonwealth of Australia 2007, Bureau of Meteorology (ABN 92 637 533 532)
 Disclaimer: These tide predictions are supplied in good faith and believed to be correct.
 No warranty is given in respect to errors, omissions, or suitability for any purpose.