

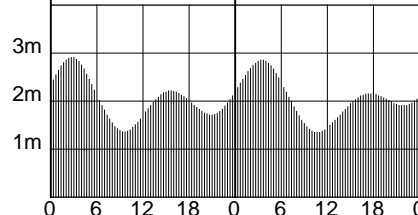
TIDE PREDICTIONS FOR MELVILLE BAY – GOVE HARBOUR

FEBRUARY – 2008

CENTRAL STANDARD TIME

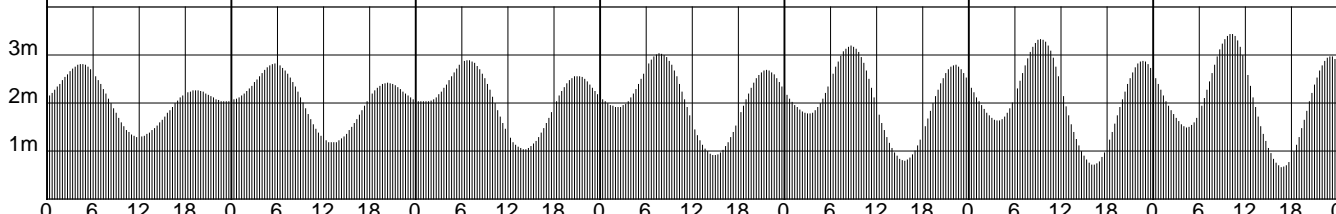
SUNDAY MONDAY TUESDAY WEDNESDAY THURSDAY FRIDAY SATURDAY

1	0244 2.91	2	0330 2.85
	0932 1.35		1039 1.34
	1534 2.21		1732 2.15
	2056 1.71		2149 1.90

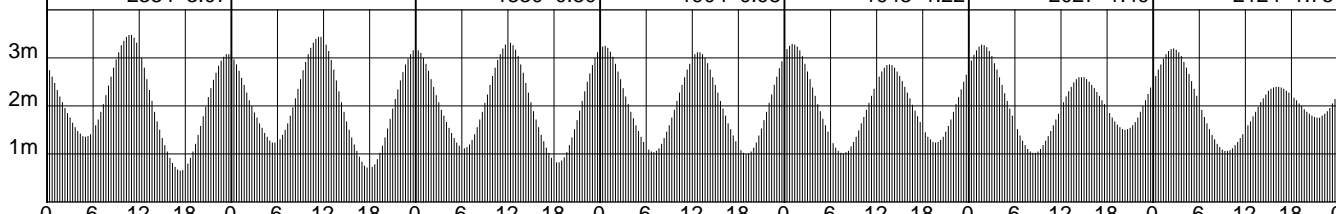


0 6 12 18 0 6 12 18 0

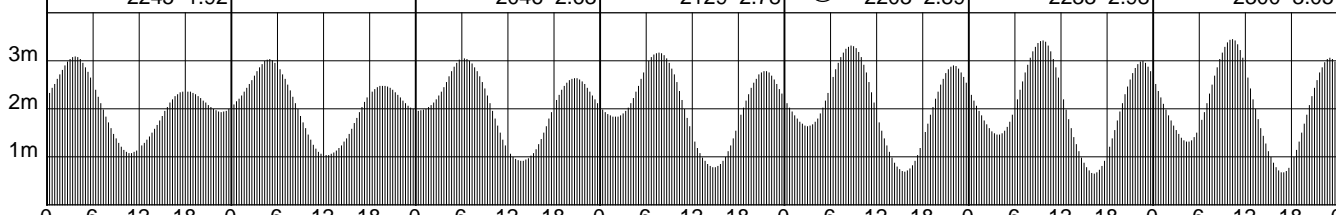
3	0430 2.80	4	0539 2.81	5	0106 2.02	6	0219 1.90	7	0307 1.77	8	0347 1.62	9	0425 1.48
	1156 1.28		1309 1.16		0646 2.88		0746 3.02		0840 3.18		0926 3.32		1008 3.43
	1920 2.25		2024 2.41		1408 1.03		1455 0.90		1536 0.79		1614 0.71		1649 0.65
	2311 2.02				2106 2.56		2141 2.68		2211 2.78		2239 2.87		2307 2.97



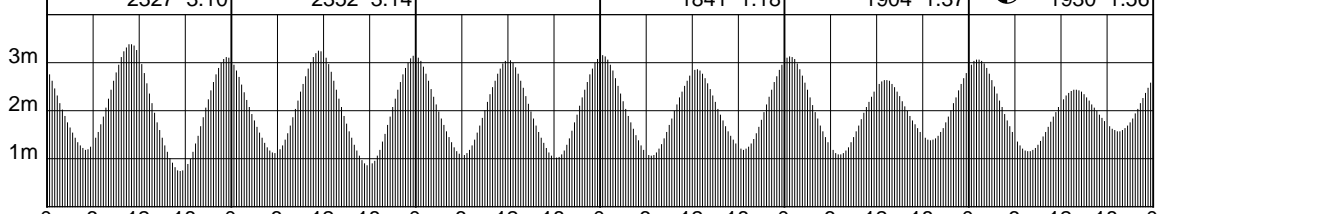
10	0501 1.34	11	0538 1.22	12	0002 3.16	13	0032 3.24	14	0107 3.28	15	0147 3.26	16	0236 3.18
	1048 3.47		1128 3.43		0615 1.11		0655 1.03		0738 1.00		0830 1.01		0934 1.05
	1722 0.64		1756 0.69		1208 3.31		1251 3.11		1340 2.85		1440 2.59		1607 2.39
	2334 3.07				1830 0.80		1904 0.98		1943 1.22		2027 1.49		2124 1.75



17	0339 3.08	18	0455 3.02	19	0022 1.95	20	0201 1.82	21	0304 1.63	22	0350 1.45	23	0430 1.30
	1050 1.06		1216 1.02		0615 3.04		0736 3.16		0844 3.30		0934 3.41		1016 3.44
	1805 2.36		1945 2.47		1344 0.91		1448 0.78		1537 0.68		1616 0.64		1652 0.66
	2245 1.92				2046 2.63		2129 2.78		2203 2.89		2233 2.98		2300 3.05



24	0504 1.18	25	0536 1.11	26	0607 1.06	27	0018 3.14	28	0045 3.12	29	0113 3.06
	1054 3.38		1130 3.24		1203 3.06		0638 1.06		0711 1.08		0747 1.14
	1723 0.73		1751 0.85		1817 1.00		1236 2.85		1312 2.64		1353 2.43
	2327 3.10		2352 3.14				1841 1.18		1904 1.37		1930 1.56



© Copyright: Commonwealth of Australia 2006, Bureau of Meteorology (ABN 92 637 533 532)

Disclaimer: These tide predictions are supplied in good faith and believed to be correct.

No warranty is given in respect to errors, omissions, or suitability for any purpose.