

Summary

(average price in the month, annual % change)

Darwin	146.6 cpl	↑	19.2%
Eight Capitals	135.5 cpl	↑	19.0%

Monthly

In February 2008, the Australian Automobile Association reported decreases in average retail unleaded petrol prices across all capital cities.

In February 2008, Darwin fuel prices decreased by 1.8 cpl (1.2%) to 146.6 cpl, while nationally the eight capital cities weighted average price decreased by 3.7 cpl (2.7%) to 135.5 cpl (see Chart 1).

Darwin retail fuel prices tend to be higher than other capital cities, due to distance from refineries and other competitive factors. Over the long term, movements in Darwin retail fuel prices closely mirror national trends but in the short term can be highly volatile (primarily due to supply side factors and lags in the distribution chain).

Crude oil is the major input cost in petroleum production. In US\$ terms, the average price of Tapis crude oil increased by 2.5% to US\$100.10 per barrel in February 2008. In A\$ terms, Tapis crude oil prices increased by 1.4% to A\$109.66 per barrel in February 2008.

Annual

In annual terms, Darwin fuel prices increased by 23.6 cpl (19.2%) to 146.6 cpl in February 2008, while nationally the eight capital cities weighted average price increased by 21.6 cpl (19.0%) to 135.5 cpl.

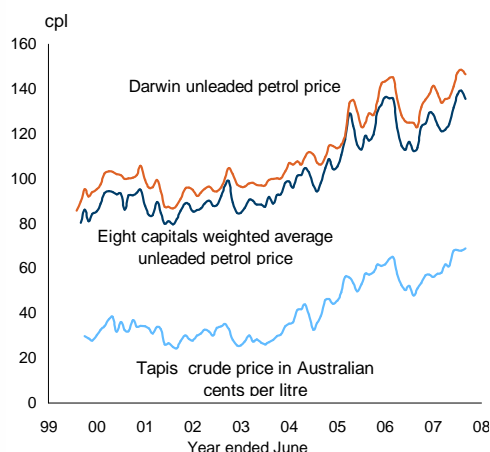
In A\$ terms, crude oil prices have increased by 35.0% since February 2007, while increasing by 57.4% in US\$ terms (see Chart 3).

The lower rate of increase in A\$ terms is due to the current strength of the Australian currency, which in February 2008 averaged US\$0.9128.

Context

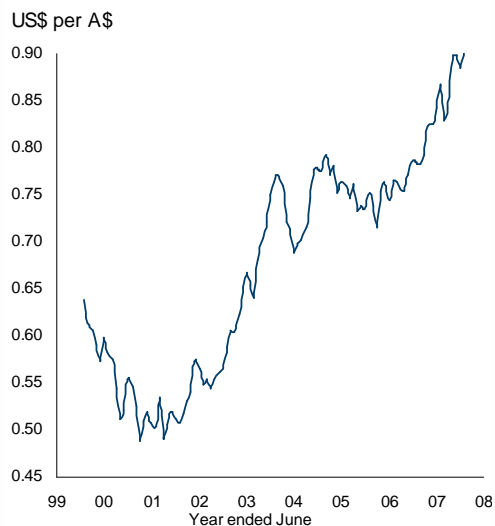
Over the past year the main drivers of the increases in oil prices have been: positive global economic growth, with China recording very strong growth, moderate supply growth by non-Organization of the Petroleum Exporting Countries, tightness in global refining inventories and worldwide refining bottlenecks. In addition, ongoing geopolitical tensions in the Middle East have put pressure on crude oil supplies in recent months. The strong value of the Australian dollar against the US\$ has mitigated some of the effects of rising oil prices.

Chart 1: Average Unleaded Petrol Prices



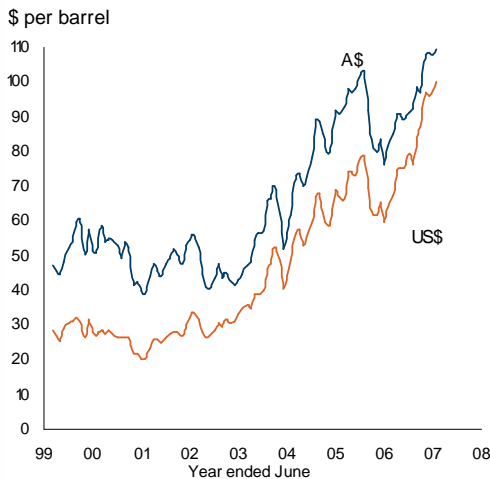
Source: Australian Automobile Association, Reserve Bank of Australia, Energy Information Administration

Chart 2: Australian Dollar Exchange Rate



Source: Reserve Bank of Australia

Chart 3: Tapis Crude Oil Prices



Source: Reserve Bank of Australia, Energy Information Administration

Unleaded Petrol Prices

	January month	February month	change monthly ¹	change annual ²	change year on year ³
Northern Territory					
retail petrol price (cpl)					
<i>Darwin</i>	148.4	146.6	-1.2%	19.2%	4.5%
<i>Alice Springs</i>	155.3	156.1	0.5%	21.9%	6.4%
<i>Katherine</i>	142.5	140.9	-1.1%	18.4%	1.9%
<i>Tennant Creek</i>	157.0	157.4	0.3%	18.1%	3.5%
Australia					
retail petrol price (cpl)	139.2	135.5	-2.7%	19.0%	3.9%
Tapis crude price in \$A per barrel	108.10	109.66	1.4%	35.0%	7.6%

¹ compares the latest month with the previous month

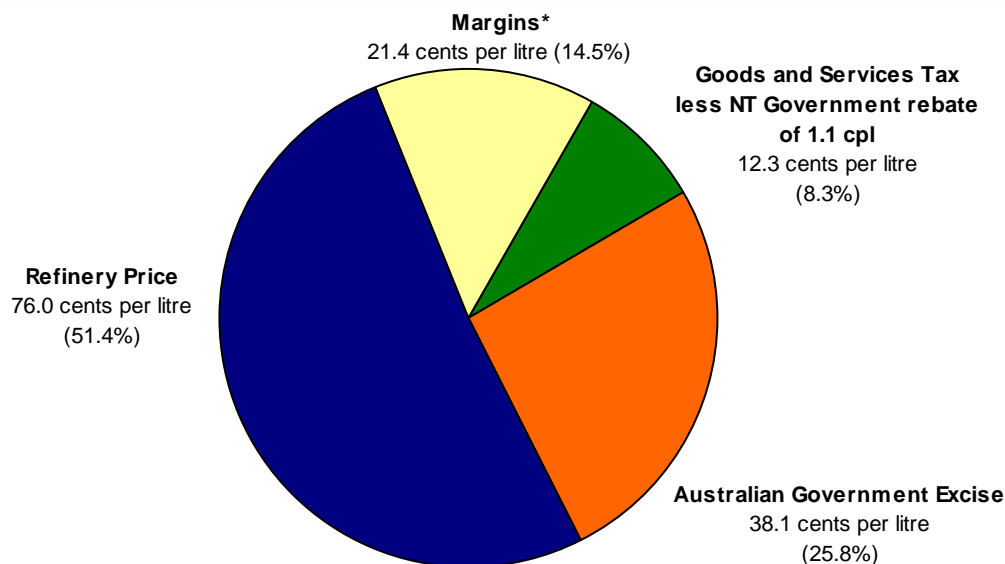
² compares the latest month with the same month last year

³ compares the 12 months up to and including the latest month with the previous 12 month period

Caution is advised when using monthly data for the Territory, which is often derived from small samples and highly volatile.

Source: Australian Automobile Association, Energy Information Administration, Reserve Bank of Australia

Chart 4: Cost Components of Darwin Shell Unleaded petrol at 29 February 2008
(based on retail price of 147.9 cents per litre)



*Margins include transport/distribution costs and wholesale and retail margins

Source: Shell Australia

Although all due care has been exercised in the preparation of this material, no responsibility is accepted for any errors or omission.

Released: 17 March 2008

Next Release: Mid-April 2008

