

Ethical Hunting



- Don't shoot before the prescribed monthly opening time (refer to Permit for details). Premature action is unlawful and spoils the hunt for others.
- Abide by all Permit Conditions.
- Remember, using lead shot is a breach of your Permit Conditions.



- Approach the shooting area with caution and consideration for others. Avoid unnecessary noise, lights and movement.
- You should be at least 100 metres away from others. Be aware of the location of other hunters. Do not shoot in their direction.
- Don't encroach on another hunter's location.
- Select a single bird as a target. Do not indiscriminately fire into a flock of birds. This will not result in a clean shot, and may wound or cripple birds. You could also kill a protected species.
- Don't shoot beyond your personal ability. 30 metres or less is an effective range for most hunters using steel shot. Ensure you select the correct load and choke for your intended game bird.
- Avoid firing at birds on water. This risks injury to other shooters and ricochet.
- A well trained dog will ensure you retrieve your shot birds and reduce loss of shot birds.
- If you use a dog ensure it is under effective control and does not retrieve other hunters' game, nor interfere with native animals.

Gun Safety

- Wear eye and hearing protection.
- Treat all guns as if they were loaded.
- Don't aim at anything you don't want to shoot.
- Keep your finger off the trigger until you have aligned your gun with the target.
- Be sure of your target.
- Leave the action of your gun broken open. This shows other hunters the condition of your gun.
- Ensure that muzzles of your gun are not blocked and are free from obstruction.
- Don't let a mistake with your firearm be your last.

Sportsmanship

- The sportsman's aim is to achieve the instantaneous kill of each bird fired upon, so that it does not suffer.
- Every bird deserves respect. No animal should suffer unnecessarily as a result of sports shooting.
- No shot bird should be wasted, collect all your kills.

Parks and Wildlife Service

Head Office
PO Box 496
PALMERSTON NT 0831
Ph: (08) 8999 4795 - Permits Office
www.nt.gov.au/nreta/wildlife/permits

Ethical and Safe Hunting



NT Waterfowl Hunting Season

Information Sheet



All waterfowl hunters are required to obtain a Waterfowl Hunting Permit prior to hunting, whether hunting on or off the Parks and Wildlife Hunting Reserves.


The Waterfowl Hunting Permit details the conditions that apply to the annual season, which must be adhered to by hunters.

The maps of the Hunting Reserves included with your permit now show designated vehicle tracks. All vehicles, including quad bikes, must stay on these tracks. No off road driving. Vehicles can be parked beside these tracks. If you fail to comply with this permit condition you may be issued with an infringement notice.

The inappropriate use of vehicles damages important Magpie Goose habitat and disturbs other hunters. Vehicles taken off road, especially quad bikes, spread weeds that degrade waterfowl habitat.

Littering is a serious issue on Hunting Reserves. It breaches By-law 12. Collect and remove all your litter from the Reserve or an infringement notice may be issued.


Don't leave carcasses in a single pile. Spread them over a large area so they decay quickly.



Protected Species



No Hunting



Green Pygmy Goose




No Hunting




Rajah Shelduck or Burdekin Duck




Permits required to hunt species below during the Hunting Season



Black Duck




Magpie Goose




Grey Teal



Wandering Whistle Duck



Hardhead



Maned Duck