

arts NT

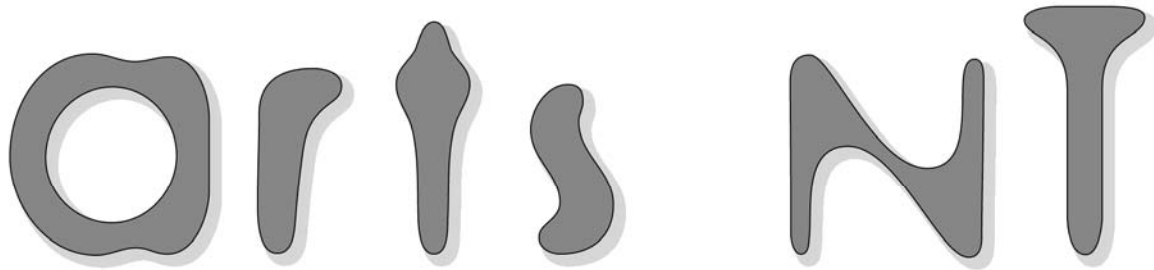
*Assessment  
Report*

*March Round 2006*

arts NT



Northern  
Territory  
Government

**ARTS GRANTS MARCH 2006 ROUND ASSESSMENT REPORT****Introduction : :**

---

This report provides general comments and statistical information relating to applications submitted to the March 2006 Round of the Northern Territory Arts Grants Program.

**Aim of the Arts Grants Program : :**

---

**Vision:**

A community where all Territorians have access to creative and cultural expression, experiences and opportunities through education, recreation or employment in a vibrant, valued and sustainable arts sector.

The Arts Grants Program offers artists, organisations and communities access to support for initiatives that further this vision, exploring, expressing and showcasing Northern Territory identity through arts and culture.

**Northern Territory Government**

Department of Natural Resources, Environment and the Arts

## Assessment Process : :

Applications are assessed against set criteria and guidelines. Funding decisions are made by the Northern Territory Arts Grants Board. The Northern Territory Arts Grants Board was established in 2002 to provide a transparent, accountable and "arms-length" peer assessment process for the allocation of Arts Grants Program project funding. The first term of Board membership expired in September 2004, when expressions of interest were called for the second Arts Grants Board.

The second Arts Grants Board members were appointed by the Minister for Arts and Museums for a three-year term in November 2004. The role of the Arts Grants Board is to assess project applications for financial assistance from the Arts Grants Program across all artforms with the aim of supporting those proposals which meet the published criteria and which demonstrate the greatest potential to enhance and develop the artistic and cultural life of the Northern Territory.

For each round an assessment panel, comprising the Chairperson, six members, and a Northern Territory Government representative is drawn from the Arts Grants Board.

The current Board comprises:

Ms Gillian Harrison (Chair)	Darwin Regional
Mr Peter Callinan	Barkly/Gulf region
Mr Ken Conway	Darwin
Ms Fleur Parry	Beswick/Katherine
Ms Pirjo Ward	Darwin Regional
Ms Miriam-Rose Bauman	Daly River/Darwin Regional
Mr Don Whyte	Darwin
Ms Rosemary Plummer	Tennant Creek/Barkly
Mr Jack Tinapple	Darwin
Mr Dan Murphy	Alice Springs
Ms Nicole Rowan	Katherine
Ms Hermy Munnich	Darwin Regional
Mr Paul Bayetto	Darwin
Ms Mary Anne Butler	Darwin
Ms Christine Christophersen	West Arnhem
Ms Lisa Stefanoff	Alice Springs
Ms Cath Bowdler	Darwin
Ms Rachel Clements	Alice Springs
The Director, Arts NT	<i>(representing the Northern Territory Government (NTG))</i>

Mr Mathew Mackereth and Ms Fiona Carter have resigned from the Board.

Applications to the round are assessed against the assessment criteria including artistic merit for the relevant category applied to. Each panel member is required to provide an individual rating against each of the criterion which is then collated to develop an overall rating. More information is contained in the Arts Grants Program Guidelines booklet including activities that are generally excluded from funding under the Arts Grants Program.

Arts NT is available to provide advice to applicants regarding the Arts Grants Program. Applicants are strongly advised to contact Grants Officers several weeks before the round closing date for assistance prior to submitting applications. If applicants are unsure and require additional assistance, they are also encouraged to make an appointment with the Grants Manager in Darwin or the Regional Arts Development Officer in Alice Springs. All staff can be contacted by telephoning 8999 8981 or toll free on 1800 678 237.

A budget is set for each round and grants are awarded in accordance with specific funding limits, and are identified by art form.

---

## Arts Grants Board review: :

---

The Minister for Arts and Museums addressed the panel drawn for the March 2006 Round and the Darwin based board members to advise that the current structure of the Arts Grants Board will be reviewed and a new board will be appointed for the October 2006 Round. The Arts Grants Board Reform Discussion Paper and the former Arts Grants Board Guidelines (Attachement A) can be viewed at [www.arts.nt.gov.au](http://www.arts.nt.gov.au). The Minister is interested in hearing your views on the role of the Board; the kinds of grants it should assess; and the way the Board should carry out the assessment process. Please send your comments to Ms Christine Silvester, Assistant Director Arts Development, Arts NT, GPO Box 1774, Darwin NT 0801 or by email to [christine.silvester@nt.gov.au](mailto:christine.silvester@nt.gov.au).

---

## Outcomes of the March 2006 Round : :

---

In the March 2006 round, 35 projects across the Territory were funded from 76 applications requesting a total of \$837,913. The total amount of funding awarded was \$261,580. Full funding was approved for 14 applications. A complete list of successful applications for the March 2006 Round is at **Appendix 1**.

---

## Arts Grants Board – Assessment Panel Comments : :

---

The meeting of the assessment panel was held in Darwin on 16, 17 and 18 May 2006. The assessment panel comprised Ms Gillian Harrison (Chair), Ms Rachel Clements, Mrs Pirjo Ward, Mr Peter Callinan, Mr Jack Tinapple, Ms Rosemary Plummer and Mrs Diana Leeder representing NTG. Arts NT staff Ms Christine Silvester, Assistant Director, Arts Development and Ms Juanita Gay, Grants Manager, attended the meeting to provide secretariat support.

The assessment panel has provided the following general comments relating to the March 2006 Round. Changes to future rounds are also detailed below.

### General

- All applicants are encouraged to discuss their applications with a Grants Officer prior to submitting an application as some applications were not clearly aligned with the category chosen.
- The quality and presentation of applications were of a high standard and continue to improve, resulting in a highly competitive field of applications for assessment.
- Applicants are reminded that additional information relating to the content of the application will not be accepted after the closing date.
- Two applications were deemed ineligible prior to assessment and one application was removed from this process and funded through the Remote Festivals Fund.
- The new assessment criteria now accurately reflects category objectives.
- NT artists and organisations are also encouraged to apply to other funding bodies, in particular, the Australia Council.
- The panel were disappointed in the low number of quality applications from the multicultural arts sector.

### Content

- Applications that clearly demonstrated artistic vibrancy and creative energy were rated highly.
- The project descriptions need to be short, clear and concise and in plain English. Many have been too long and unclear about the exact nature and content of the projects.
- All applicants for projects that involve Indigenous activities, communities or people are reminded that they should ensure that Indigenous protocols are followed and the application checklist form has been completed when submitting an application.
- Applicants should provide clear and realistic budgets.
- Presentation and Promotion applications should include Box Office and other income in the budget and marketing plans, and if applicable, need to be clear and relevant.

### Support Material

- Applicants should not assume that their work is known to panel members as the panel is drawn from regions across the Northern Territory.
- All applications must include current and relevant artistic support material, examples or documentation of art form as listed on the application form.
- Applicants should also ensure that the **support letters and participating artists forms** provided, are signed, current and refer to the application submitted. If the supporting documentation is not signed, the panel is unable to confirm the commitment or involvement of the individual or organisation in the project or activity.
- Applicants should attach relevant and current CV's that summarise the individual's skills and experience and should be limited to one page.

### Acquittals

- All applicants are reminded that failure to acquit previous grants provided by Arts NT under the Arts Grants Program will result in applications not being funded. Applicants are encouraged to contact a Grants Officer prior to the closing date to confirm their acquittal status.

## Statistical Information :

### Explanatory Notes

Following are definitions and explanatory notes for the information contained within this report.

- *Applications Received* – No. of requests for funding support.
- *Grants Awarded* – No. of applications successful in receiving funding support.
- *No.* – The number of applications or Grants.
- *Value \$* - The dollar value of applications or Grants.
- Note: Percentages listed in Tables 1, 2, and 3 have been rounded to the nearest whole number.

**Table 1 – Total Applications Received and Grants Approved**

(From March 2004 to March 2006)

Applications by Number			
	Received	Approved	Success %
March 2006	76	35	46%
October 2005	91	43	47%
March 2005	81	36	44%
October 2004	90	48	53%
March 2004	83	27	33%
Applications by Amount (\$)			
	Received	Approved	Success %
March 2006	\$837,913	\$261,580	31%
October 2005	\$905,067	\$349,750	39%
March 2005	\$731,364	\$291,414	40%
October 2004	\$835,972	\$330,425	40%
March 2004	\$728,710	\$152,050	21%

**Table 2 – Funding Limit – Up to \$5,000**

(From March 2004 to March 2006)

Applications by Number			
	Received	Approved	Success %
March 2006	15	10	67%
October 2005	33	11	33%
March 2005	36	15	42%
October 2004	32	18	56%
March 2004	38	14	37%
Applications by Amount (\$)			
	Received	Approved	Success %
March 2006	\$72,747	\$45,647	63%
October 2005	\$149,287	\$41,000	27%
March 2005	\$141,519	\$51,437	36%
October 2004	\$131,008	\$58,936	45%
March 2004	\$148,467	\$50,950	34%

**Table 3 – Funding Limit \$5,001 - \$15,000**

(From March 2004 to March 2006)

Applications by Number			
	Received	Approved	Success %
March 2006	61	25	41%
October 2005	58	32	55%
March 2005	45	21	47%
October 2004	58	30	52%
March 2004	45	13	29%
Applications by Amount (\$)			
	Received	Approved	Success %
March 2006	\$765,166	\$215,933	28%
October 2005	\$755,708	\$308,740	41%
March 2005	\$589,845	\$239,977	41%
October 2004	\$704,964	\$271,489	39%
March 2004	\$580,243	\$101,100	17%

**Table 4 – Applications, Grants and Success Rate by Program Category – March 2006 Round**

Program Category	Applications Received				Grants Awarded				Success Rate	
	No.	%	Value \$	%	No.	%	Value \$	%	Appl'ns funded by number%	Appl'ns funded by value\$
Arts Development	16	21.1	\$217,676	26.0	6	17.1	\$51,683	19.8	37.5	23.7
Presentation & Promotion	35	46.1	\$366,279	43.7	15	42.9	\$92,347	35.3	42.9	25.2
* RAF Artist to Artist Support	3	3.9	\$29,911	3.6	1	2.9	\$10,000	3.8	33.3	33.4
* RAF New Arts Communities	5	6.6	\$24,347	2.9	3	8.6	\$14,647	5.6	60.0	60.2
* RAF Skills Development	7	9.2	\$100,543	12.0	3	8.6	\$56,746	21.7	42.9	56.4
* RAF Networks & Partnerships	10	13.2	\$99,157	11.8	7	20.0	\$36,157	13.8	70.0	36.5
<b>TOTAL</b>	<b>76</b>	<b>100</b>	<b>\$837,913</b>	<b>100</b>	<b>35</b>	<b>100</b>	<b>\$261,580</b>	<b>100</b>	<b>46.1</b>	<b>31.2</b>

\*RAF = Regional Arts Fund

**Table 5 – Applications, Grants and Success Rate by Artform – March 2006 Round**

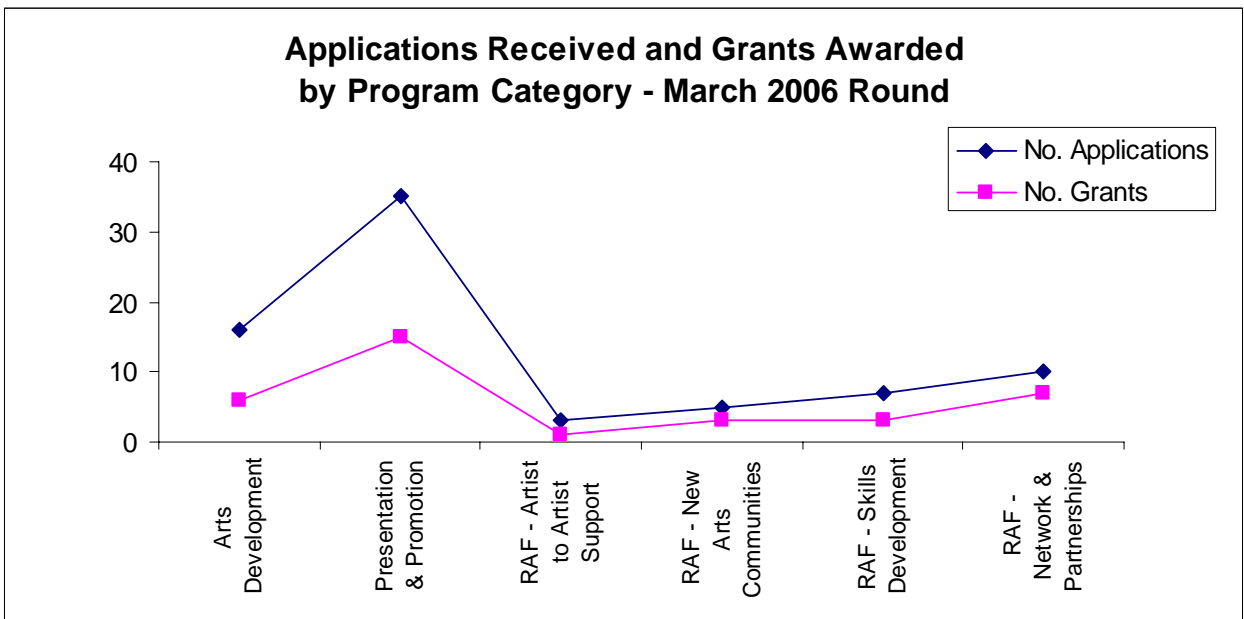
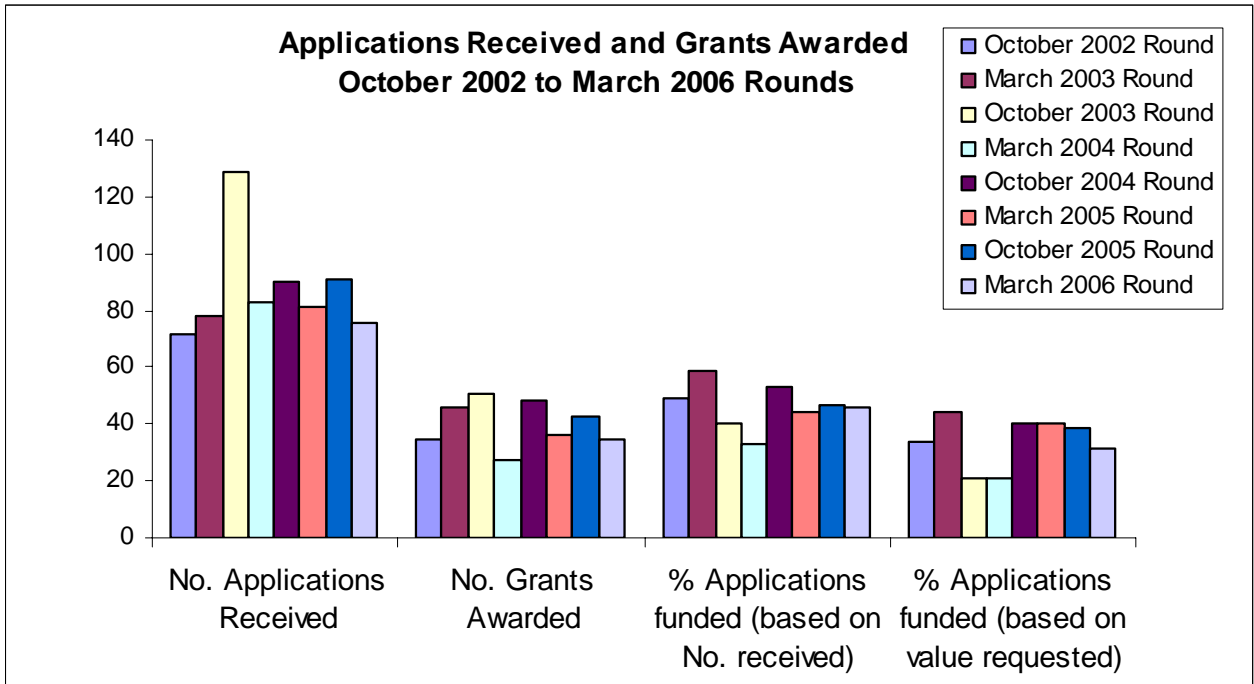
Artform	Applications Received				Grants Awarded				Success Rate	
	No.	%	Value \$	%	No.	%	Value \$	%	Appl'ns funded by number %	Appl'ns funded by value\$
Film, TV & New Media	2	2.6	\$11,245	1.3	1	2.9	\$3,142	1.2	50.0	27.9
Dance	4	5.3	\$51,911	6.2	0	0.0	\$0	0.0	0.0	0.0
Digital/Multi Media	4	5.3	\$41,440	4.9	3	8.6	\$24,000	9.2	75.0	57.9
Literature	5	6.6	\$70,592	8.4	1	2.9	\$10,000	3.8	20.0	14.2
Multi-Arts	14	18.4	\$195,157	23.3	6	17.1	\$61,157	23.4	42.9	31.3
Music	19	25.0	\$191,872	22.9	9	25.7	\$70,551	27.0	47.4	36.8
Theatre/Circus	8	10.5	\$90,268	10.8	5	14.3	\$35,083	13.4	62.5	38.9
Visual Arts & Crafts	20	26.3	\$185,430	22.1	10	28.6	\$57,647	22.0	50.0	31.1
<b>TOTAL</b>	<b>76</b>	<b>100</b>	<b>\$837,915</b>	<b>100</b>	<b>35</b>	<b>100</b>	<b>\$261,580</b>	<b>100</b>		

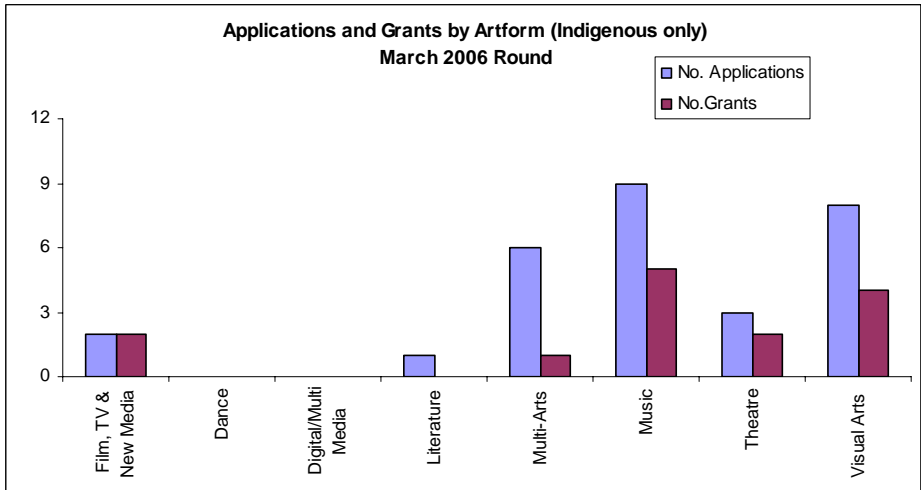
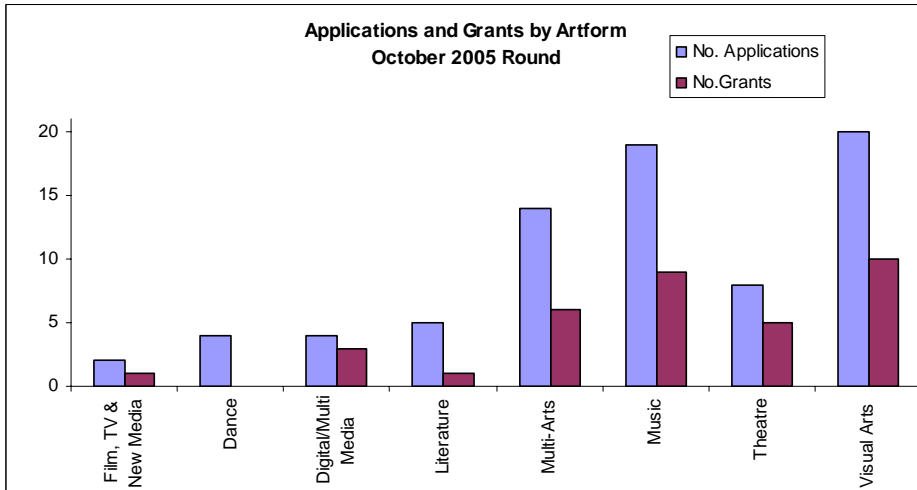
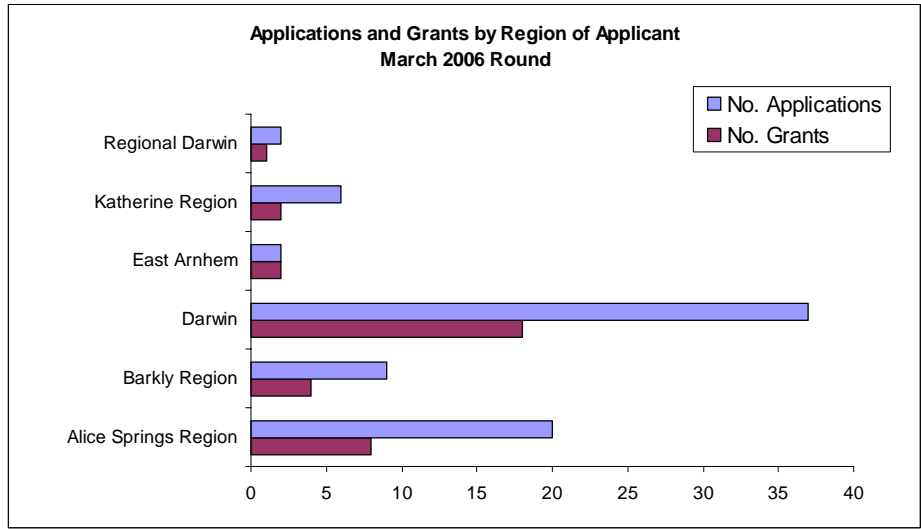
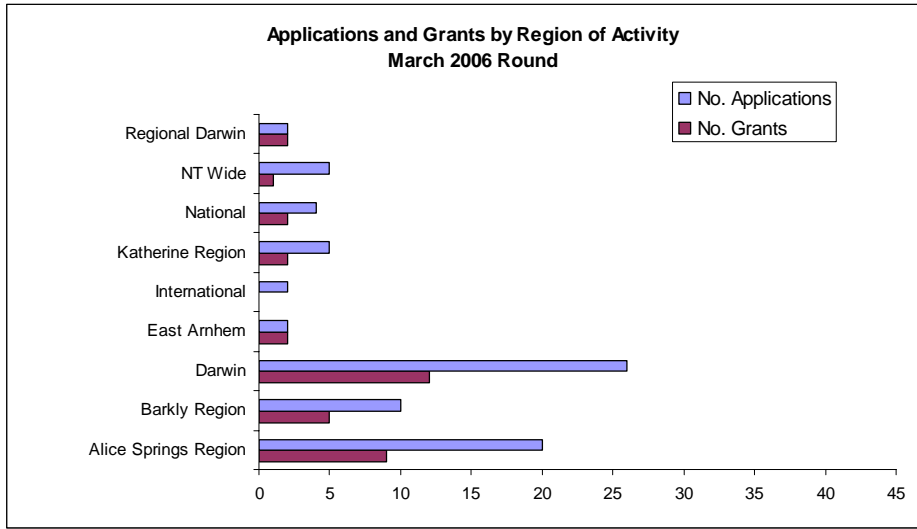
**Table 6 – Applications, Grants and Success Rate by Region of Activity – March 2006 Round**

Region of Activity	Applications Received				Grants Awarded				Success Rate	
	No.	%	Value \$	%	No.	%	Value \$	%	Appl'ns funded by number %	Appl'ns funded by value\$
Alice Springs Region	20	26.3	\$234,180	27.9	9	25.7	\$83,491	31.9	45.0	35.7
Barkly Region	10	13.2	\$96,187	11.5	5	14.3	\$33,400	12.8	50.0	34.7
Darwin	26	34.2	\$278,017	33.2	12	34.3	\$81,142	31.0	46.2	29.2
East Arnhem	2	2.6	\$30,000	3.6	2	5.7	\$15,000	5.7	100.0	50.0
International	2	2.6	\$27,340	3.3	0	0.0	\$0	0.0	0.0	0.0
Katherine Region	5	6.6	\$54,111	6.5	2	5.7	\$16,200	6.2	40.0	29.9
National	4	5.3	\$36,347	4.3	2	5.7	\$11,347	4.3	50.0	31.2
NT Wide	5	6.6	\$65,731	7.8	1	2.9	\$5,000	1.9	20.0	7.6
Regional Darwin	2	2.6	\$16,000	1.9	2	5.7	\$16,000	6.1	100.0	100.0
<b>TOTAL</b>	<b>76</b>	<b>100</b>	<b>\$837,913</b>	<b>100</b>	<b>35</b>	<b>100</b>	<b>\$261,580</b>	<b>100</b>		

**Table 7 – Applications, Grants and Success Rate by Region of Applicant – March 2006 Round**

Region of Applicant	Applications Received				Grants Awarded				Success Rate	
	No.	%	Value \$	%	No.	%	Value \$	%	Appl'ns funded by number %	Appl'ns funded by value\$
Alice Springs Region	20	26.3	\$238,582	28.5	8	22.9	\$71,287	27.3	40.0	29.9
Barkly Region	9	11.8	\$87,700	10.5	4	11.4	\$25,400	9.7	44.4	29.0
Darwin	37	48.7	\$398,040	47.5	18	51.4	\$127,693	48.8	48.6	32.1
East Arnhem	2	2.6	\$30,000	3.6	2	5.7	\$15,000	5.7	100.0	50.0
Katherine Region	6	7.9	\$62,591	7.5	2	5.7	\$16,200	6.2	33.3	25.9
Regional Darwin	2	2.6	\$21,000	2.5	1	2.9	\$6,000	2.3	50.0	28.6
<b>TOTAL</b>	<b>76</b>	<b>100</b>	<b>\$837,913</b>	<b>100</b>	<b>35</b>	<b>100</b>	<b>\$261,580</b>	<b>100</b>		





**Appendix 1 – Assessment Report - Successful Applications – March 2006 Round**

<u>Applicant</u>	<u>Activity Title</u>	<u>Region of Applicant</u>	<u>Artform</u>	<u>Amount Approved</u>
<b>Regional Arts Fund – Artist to Artist Support</b>				
Glen, Georgia	Georgia Glen / Craig Walsh Mentorship	Darwin Regional	Digital/Multi Media	\$10,000
			<b>Sub Total</b>	<b>\$10,000</b>
<b>Regional Arts Fund – New Arts Communities</b>				
Canteen Art Group	Creek Colours	Barkly Region	Visual Arts/Crafts	\$5,000
Carers NT Incorporated	Carers Territory	Darwin	Theatre/Circus	\$5,000
Tjuwanpa Outstation Resource Centre	Ammunition Box Project	Alice Region	Visual Arts/Crafts	\$4,647
			<b>Sub Total</b>	<b>\$14,647</b>
<b>Regional Arts Fund – Networks &amp; Partnerships</b>				
Arts Access Central Australia	Arts ACA Evolution	Alice Region	Multi Arts	\$14,957
Katherine Regional Arts Inc	Katherine Regional Arts Conference	Katherine Region	Multi Arts	\$6,200
Watch this Space	Ideas Incubator	Alice Region	Multi Arts	\$15,000
			<b>Sub Total</b>	<b>\$36,157</b>
<b>Regional Arts Fund – Skills Development</b>				
Ali Curung Artists	Unravelling the Ali Curung Story	Barkly Region	Visual Arts/Crafts	\$8,400
Brown's Mart Community Arts Inc	Bamboo Lounge 2007	Darwin	Multi Arts	\$10,000
Corrugated Iron Youth Arts Inc	Filmmaking Workshops	Darwin	Film, TV & New Media	\$3,142
Flannery, Lauren	Dry Stomp	Darwin	Theatre/Circus	\$5,000
Music NT Inc	2006 NT Music Festival workshops, Alice Springs	NT Wide	Music	\$14,204
Nguiu Ngingawala Literature Production Centre	Making Tiwi Legends Come to Life	Darwin Regional	Digital/Multi Media	\$6,000
Northern Territory Writers' Centre Inc	Regional Writers at WordStorm 2007	NT Wide	Literature	\$10,000
			<b>Sub Total</b>	<b>\$56,746</b>
<b>Arts Development</b>				
Cultural Village of the NT Association	Our Journeys, Our Canoe	Darwin	Multi Arts	\$10,000
Katherine Regional Arts Inc	Flood	Katherine Region	Theatre/Flood	\$10,000
Keringke Arts Aboriginal Corporation	Kathleen Wallace: Stories of Country and Spirit	Alice Region	Digital/Multi Media	\$8,000
Murphy, Dan	New Work, No Lines Marked	Alice Region	Visual Arts/Crafts	\$10,000
Red Dust Theatre Inc	The Magic Coolaman - Workshop	Alice Region	Theatre/Circus	\$6,683
Shearer, Heather	Home at Last	Alice Region	Visual Arts/Crafts	\$7,000
			<b>Sub Total</b>	<b>\$51,683</b>

**Appendix 1 – Assessment Report - Successful Applications – March 2006 Round**

<u>Applicant</u>	<u>Activity Title</u>	<u>Region of Applicant</u>	<u>Artform</u>	<u>Amount Approved</u>
<b>Presentation and Promotion</b>				
Adjrun, Rico	Altered Bias Video Project - Stage 2	Darwin	Music	\$8,000
ARTBACK Northern Territory Arts Touring Inc	Barkly Bands Showcase	NT Wide	Music	\$8,000
Birdwave	Barra - Recording and Mastering of a CD	Darwin	Music	\$5,000
Clarke, Deborah	Mutaka	Alice Region	Visual Arts/Crafts	\$5,000
Country Women's Association - Tennant Creek	29th Country Women's Association Tennant Creek Art Award	Barkly Region	Visual Arts/Crafts	\$4,000
Darwin Community Legal Service	Rights on Show 2006	Darwin	Visual Arts/Crafts	\$4,000
Gavino, Fiona	Call & Response	Darwin	Visual Arts/Crafts	\$5,000
Maningrida Arts and Culture	Mumeka to Milmilngkan	East Arnhem	Visual Arts/Crafts	\$10,000
Mclaughlin, Jeffrey	Ballads of the Barkly Compilation CD	Barkly Region	Music	\$8,000
Morris, Michelle (Shellie)	Temple Gardens Shellie Morris	Darwin	Music	\$5,000
Music NT Inc	The Push	NT Wide	Music	\$11,000
Neo	NEO Tour - Bridging The Gulf	Darwin	Music	\$6,347
OperatuNiTy	Orpheus in the Underworld	Darwin	Music	\$5,000
West, Hayley	Alternative Endings	Darwin	Visual Arts/Crafts	\$3,000
Yothu Yindi Foundation Aboriginal Corporation	Garma Panel Collaborative Art Project	East Arnhem	Visual Arts/Crafts	\$5,000
<b>Sub Total</b>				<b>\$92,347</b>
<b>GRAND TOTAL</b>				<b>\$261,580</b>