

arts NT

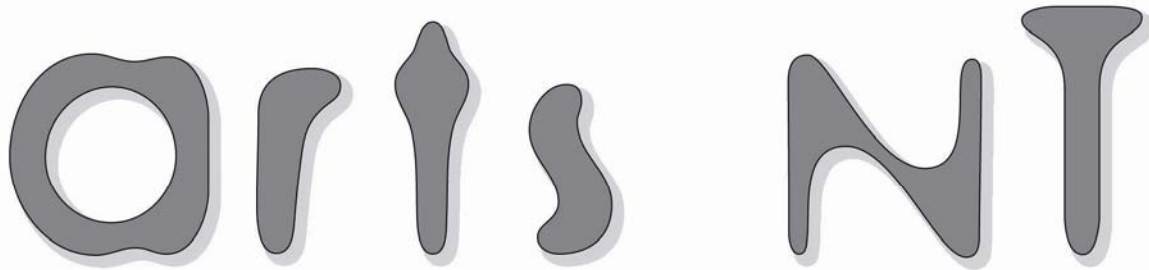
*Assessment
Report*

October 2005 Round

Arts & Museums



Northern Territory Government
Department of Natural Resources, Environment and the Arts



ARTS GRANTS OCTOBER 2005 ROUND ASSESSMENT REPORT

Introduction : :

This report provides general comments and statistical information relating to applications submitted to the October 2005 Round of the Northern Territory Arts Grants Program.

Aim of the Arts Grants Program : :

The Northern Territory Government is committed to developing arts and culture through coordinated and strategic investment and service delivery, to building and supporting the sector and to building and strengthening community through opportunities to engage with the arts and celebrate cultural diversity.

The Arts Grants Program offers artists, organisations and communities access to support for initiatives that further this vision, exploring, expressing and showcasing Northern Territory identity through arts and culture.

Vision:

A community where all Territorians have access to creative and cultural expression, experiences and opportunities through education, recreation or employment in a vibrant, valued and sustainable arts sector.



Assessment Process ::

Applications are assessed against set criteria and guidelines. Funding decisions are made by the Northern Territory Arts Grants Board. The Northern Territory Arts Grants Board was established in 2002 to provide a transparent, accountable and "arms-length" peer assessment process for the allocation of Arts Grants Program project funding. The first term of Board membership expired in September 2004, when expressions of interest were called for the second Arts Grants Board.

The second Arts Grants Board members were appointed by the Minister for Arts and Museums for a three-year term in November 2004. The role of the Arts Grants Board is to assess project applications for financial assistance from the Arts Grants Program across all artforms with the aim of supporting those proposals which meet the published criteria and which demonstrate the greatest potential to enhance and develop the artistic and cultural life of the Northern Territory.

The current Board comprises:

Ms Gillian Harrison (Chair)	Darwin Regional
Mr Peter Callinan	Barkly/Gulf region
Mr Ken Conway	Darwin
Ms Fleur Parry	Beswick/Katherine
Ms Pirjo Ward	Darwin Regional
Ms Miriam-Rose Bauman	Daly River/Darwin Regional
Mr Don Whyte	Darwin
Ms Rosemary Plummer	Tennant Creek/Barkly
Mr Jack Tinapple	Darwin
Mr Mathew Mackereth	Alice Springs
Mr Dan Murphy	Alice Springs
Ms Nicole Rowan	Katherine
Ms Hermy Munnich	Darwin Regional
Mr Paul Bayetto	Darwin
Ms Mary Anne Butler	Darwin
Ms Christine Christophersen	West Arnhem
Ms Lisa Stefanoff	Alice Springs
Ms Cath Bowdler	Darwin
Ms Rachel Clements	Alice Springs
The Director, Arts NT	<i>(representing the Northern Territory Government (NTG))</i>

Ms Fiona Carter resigned in October 2005 due to extended temporary employment with the Northern Territory Government.

For each round an assessment panel, comprising the Chairperson, six members, and the Northern Territory Government representative is drawn from the Arts Grants Board.

Applications to the round are assessed against the assessment criteria including artistic merit for the relevant category applied to. Each panel member is required to provide an individual rating against each of the criteria which is then collated to develop an overall rating. More information is contained in the Arts Grants Program Guidelines booklet including activities that are generally excluded from funding under the Arts Grants Program.

Arts NT is available to provide advice to applicants regarding the Arts Grants Program. Applicants are strongly advised to contact Grants Program Officers several weeks before the round closing date for assistance prior to submitting applications. If applicants are unsure and require additional assistance, they are also encouraged to make an appointment with the Arts Grants Program Officer in Darwin, the Regional Arts Development Officer in Alice Springs or the Indigenous Arts Project Officers in either the Darwin or Alice Springs offices. All staff can be contacted by telephoning 8999 8981 or toll free on 1800 678 237.

This was the first Arts Grants Project Round that did not include the Film, Television and New Media applications. These applications are now accepted into the NT Screen Grants Program with two rounds per year. The outcomes of the November round of screen grants applications will be advised separately.

A budget is set for each round and grants are awarded in accordance with specific funding limits, and are identified by art form.

Outcomes of the October 2005 Round : :

In the October 2005 round, 43 projects across the Territory were funded from 91 applications requesting a total of \$905,067. The total amount of funding awarded was \$349,750. Full funding was approved for 7 applications. A complete list of successful applications for the October 2005 Round is at **Appendix 1**.

Arts Grants Board – Assessment Panel Comments : :

The meeting of the assessment panel was held in Darwin on 6 and 7 December 2005. The assessment panel comprised Ms Gillian Harrison (Chair), Ms Nicole Rowan, Mr Dan Murphy, Ms Rachel Clements, Mrs Pirjo Ward and Ms Jackie Halsey representing NTG. A full list of the Arts Grants Board members is available on page 3. Arts NT planned to have Indigenous representation on the panel, however, the panel member was unable to attend, and there was no time to find an alternative.

Arts NT staff Ms Hania Radvan, A/Assistant Director, Arts Development and Ms Juanita Gay, Arts Grants Program Officer attended the meeting to provide secretariat support. Ms Cynthia Coyne, Project Officer, Indigenous Arts Development Unit also attended part of the meeting to provide support to the panel.

The assessment panel has provided the following general comments relating to the October 2005 Round. Changes to future rounds are also detailed below.

General

- All applicants are encouraged to discuss their applications with a Program Officer prior to submitting an application.
- Applicants are strongly reminded to ensure they use the current application form relating to the category they have chosen as there are different guidelines and/or criteria for each category.
- The quality and presentation of applications were of a high standard and continue to improve, resulting in a highly competitive field of applications for assessment.
- Applicants are reminded that additional information relating to the content of the application will not be accepted after the closing date.
- Two applications were unclear. The panel deemed them ineligible and therefore they were not assessed.
- The assessment criteria should be changed to accurately reflect category objects.

Content

- All applicants for projects that involve Indigenous activities, communities or people are reminded that they should ensure that Indigenous protocols are followed and the application checklist form has been completed when submitting an application.

Presentation

- Applicants should be aware that applications are reproduced into booklet form for the panel to read and assess and therefore should consider this when using a small font or narrow margins.

Support Material

- Applicants should not assume that their work is known to panel members as the panel is drawn from regions across the Northern Territory.
- All applications must include current and relevant artistic support material, examples or documentation of art form as listed on the respective application form.
- Applicants should also ensure that the **support letters and participating artists forms** provided, are signed, current and relevant to the application submitted. If the supporting documentation is not signed, the panel is unable to confirm the commitment or involvement of the individual or organisation in the project or activity.
- All applicants are reminded about the importance of providing current and relevant **CVs for key personnel** who are significant to the success of the project or activity.

Acquittals

- All applicants are reminded that failure to acquit previous grants provided by Arts NT under the Arts Grants Program will result in applications not being funded. Applicants are encouraged to contact a Grants Program Officer prior to the closing date to confirm their acquittal status.

Statistical Information : :

Table 1 – Total Applications Received and Grants Approved

(From March 2004 to October 2005)

Applications by Number			
	Received	Approved	Success %
October 2005	91	43	47%
March 2005	81	36	44%
October 2004	90	48	53%
March 2004	83	27	33%
Applications by Amount (\$)			
	Received	Approved	Success %
October 2005	\$905,067	\$349,750	39%
March 2005	\$731,364	\$291,414	40%
October 2004	\$835,972	\$330,425	40%
March 2004	\$728,710	\$152,050	21%

Explanatory Notes

Following are definitions and explanatory notes for the information contained within this report.

- *Applications Received* – No. of requests for funding support.
- *Grants Awarded* – No. of applications successful in receiving funding support.
- *No.* – The number of applications or Grants.
- *Value \$* - The dollar value of applications or Grants.
- Note: Percentages listed in Tables 1, 2, and 3 have been rounded to the nearest whole number.

Table 2 – Funding Limit – Up to \$5,000

(From March 2004 to October 2005)

Applications by Number			
	Received	Approved	Success %
October 2005	33	11	33%
March 2005	36	15	42%
October 2004	32	18	56%
March 2004	38	14	37%
Applications by Amount (\$)			
	Received	Approved	Success %
October 2005	\$149,287	\$41,000	27%
March 2005	\$141,519	\$51,437	36%
October 2004	\$131,008	\$58,936	45%
March 2004	\$148,467	\$50,950	34%

Table 3 – Funding Limit \$5,001 - \$15,000

(From March 2004 to October 2005)

Applications by Number			
	Received	Approved	Success %
October 2005	58	32	55%
March 2005	45	21	47%
October 2004	58	30	52%
March 2004	45	13	29%
Applications by Amount (\$)			
	Received	Approved	Success %
October 2005	\$755,708	\$308,740	41%
March 2005	\$589,845	\$239,977	41%
October 2004	\$704,964	\$271,489	39%
March 2004	\$580,243	\$101,100	17%

Table 4 – Applications, Grants and Success Rate by Program Category – October 2005 Round

Program Category	Applications Received				Grants Awarded				Success Rate	
	No.	%	Value \$	%	No.	%	Value \$	%	Appl'ns funded by number%	Appl'ns funded by value\$
Arts Development	26	28.6	\$234,719	25.9	8	18.6	\$76,000	21.7	30.8%	32.4%
Presentation & Promotion	31	34.1	\$351,532	38.8	11	25.6	\$94,000	26.9	35.5%	26.7%
* RAF Artist to Artist Support	6	6.6	\$39,339	4.3	3	7.0	\$13,250	3.8	50.0%	33.7%
* RAF New Arts Communities	3	3.3	\$14,800	1.6	2	4.7	\$9,800	2.8	66.7%	66.2%
* RAF Skills Development	14	15.4	\$148,184	16.4	11	25.6	\$86,000	24.6	78.6%	58.0%
* RAF Networks & Partnerships	11	12.1	\$116,493	12.9	8	18.6	\$70,700	20.2	72.7%	60.7%
TOTAL	91	100	\$905,067	100	43	100	\$349,750	100	47.3%	38.6%

*RAF = Regional Arts Fund

Table 5 – Applications, Grants and Success Rate by Artform – October 2005 Round

Artform	Applications Received				Grants Awarded				Success Rate	
	No.	%	Value \$	%	No.	%	Value \$	%	Appl'ns funded by number %	Appl'ns funded by value\$
Film, TV & New Media	4	4.4	\$31,450	3.5	0	0.0	\$0	0.0	0.0	0.0
Dance	8	8.8	\$86,753	9.6	5	11.6	\$50,500	14.4	62.5	58.2
Digital/Multi Media	3	3.3	\$19,150	2.1	1	2.3	\$7,000	2.0	33.3	36.6
Literature	7	7.7	\$61,840	6.8	3	7.0	\$21,250	6.1	42.9	34.4
Multi-Arts	13	14.3	\$150,098	16.6	5	11.6	\$40,200	11.5	38.5	26.8
Music	20	22.0	\$219,001	24.2	11	25.6	\$99,300	28.4	55.0	45.3
Other	3	3.3	\$10,490	1.2	3	7.0	\$10,000	2.9	100.0	95.3
Theatre	13	14.3	\$132,783	14.7	6	14.0	\$42,000	12.0	46.2	31.6
Visual Arts	20	22.0	\$193,502	21.4	9	20.9	\$79,500	22.7	45.0	41.1
TOTAL	91	100	\$905,067	100	43	100	\$349,750	100		

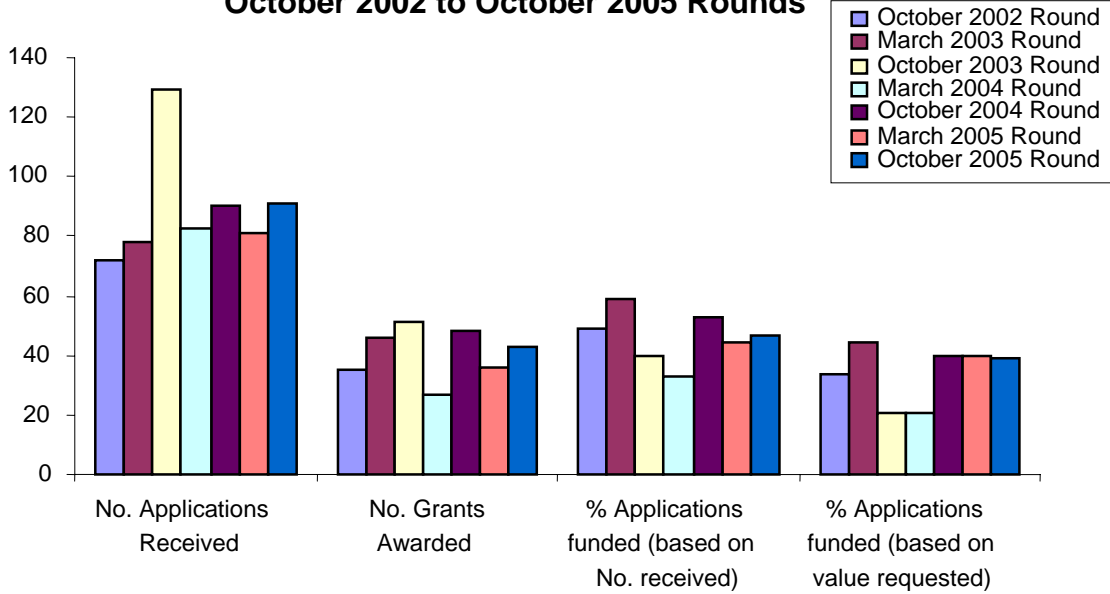
Table 6 – Applications, Grants and Success Rate by Region of Activity – October 2005 Round

Region of Activity	Applications Received				Grants Awarded				Success Rate	
	No.	%	Value \$	%	No.	%	Value \$	%	Appl'ns funded by number %	Appl'ns funded by value\$
Alice Springs Region	16	17.6	\$140,504	15.5	10	23.3	\$79,500	22.7	62.5	56.6
Barkly Region	5	5.5	\$60,764	6.7	3	7.0	\$30,500	8.7	60.0	50.2
Darwin	29	31.9	\$298,540	33.0	10	23.3	\$77,250	22.1	34.5	25.9
East Arnhem	2	2.2	\$9,600	1.1	1	2.3	\$4,800	1.4	50.0	50.0
International	2	2.2	\$19,574	2.2	0	0.0	\$0	0.0	0.0	0.0
Katherine Region	10	11.0	\$100,470	11.1	8	18.6	\$59,200	16.9	80.0	58.9
National	19	20.9	\$213,310	23.6	9	20.9	\$86,000	24.6	47.4	40.3
NT Wide	6	6.6	\$54,505	6.0	1	2.3	\$8,000	2.3	16.7	14.7
Regional Darwin	2	2.2	\$7,800	0.9	1	2.3	\$4,500	1.3	50.0	57.7
TOTAL	91	100	\$905,067	100	43	100	\$349,750	100		

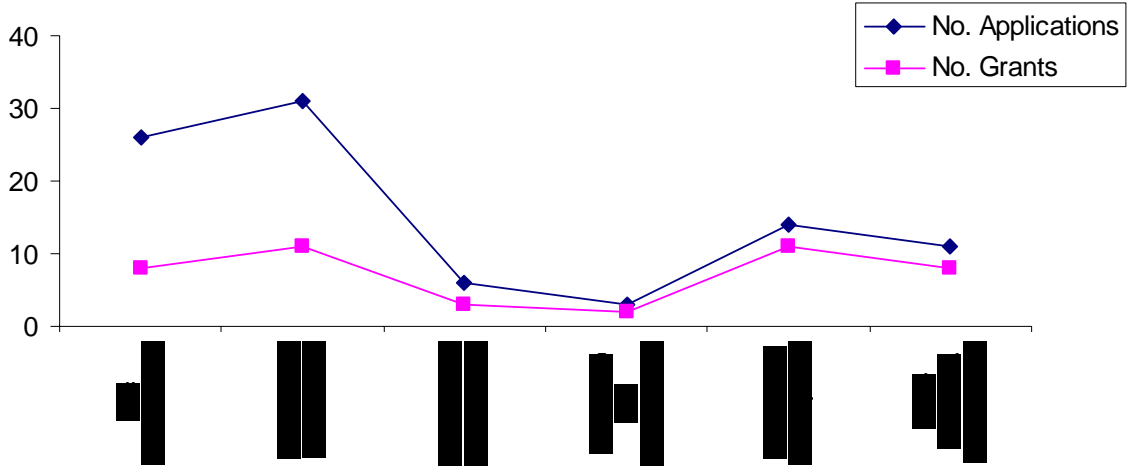
Table 7 – Applications, Grants and Success Rate by Region of Applicant – October 2005 Round

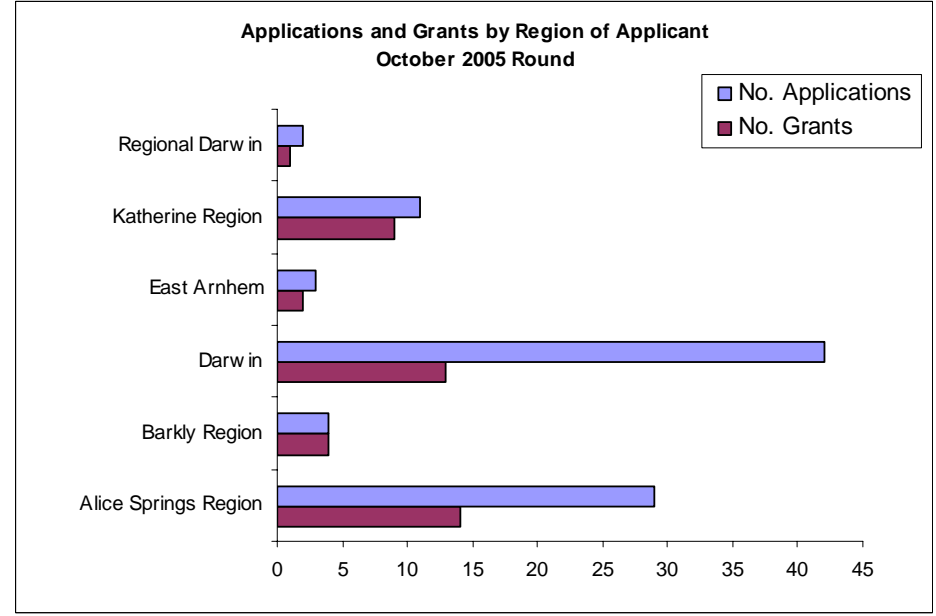
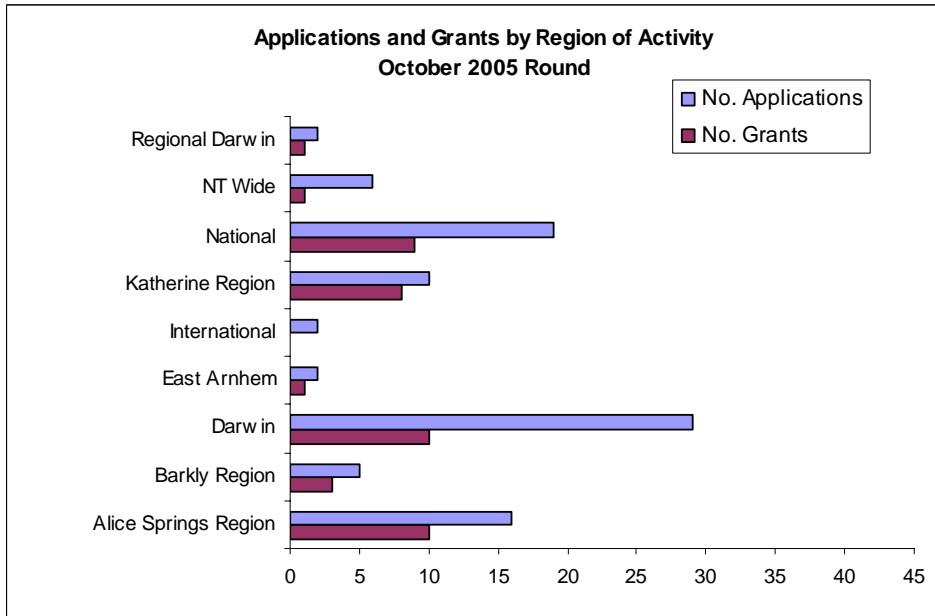
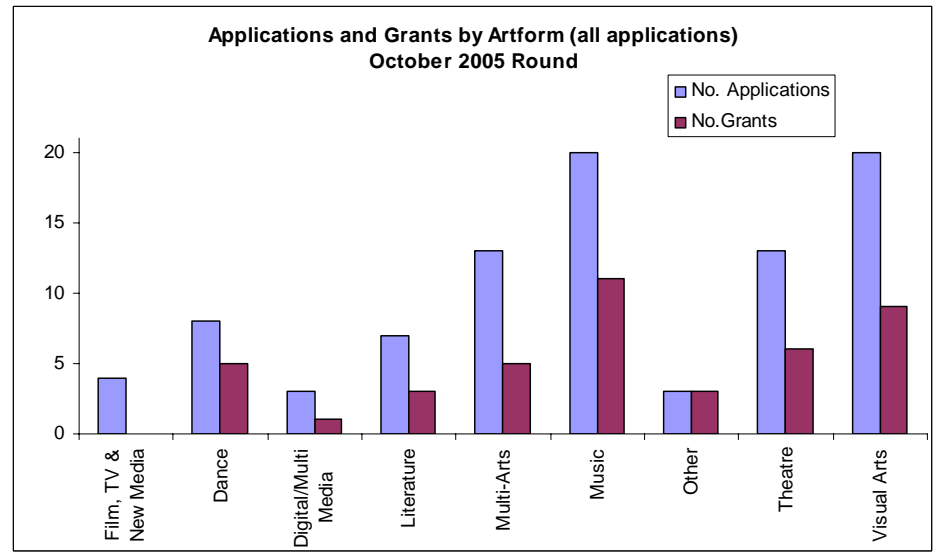
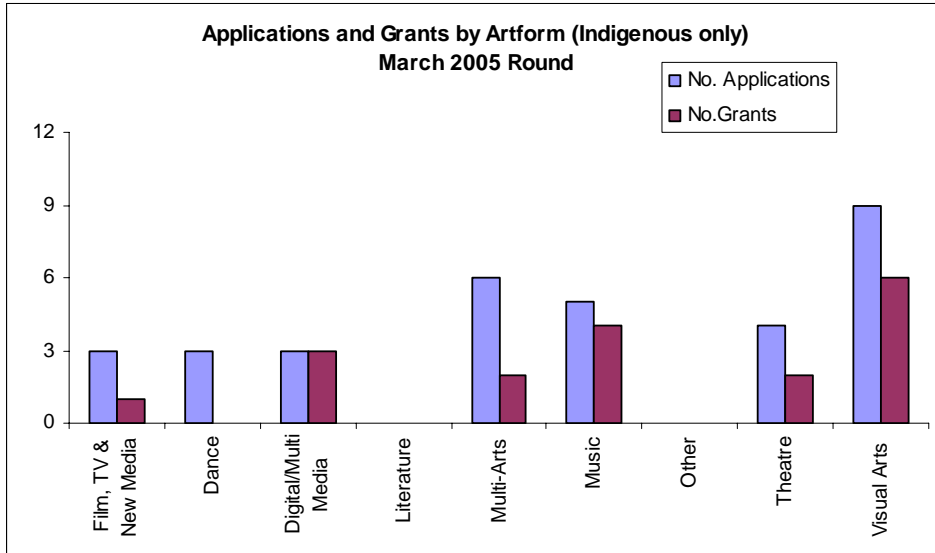
Region of Applicant	Applications Received				Grants Awarded				Success Rate	
	No.	%	Value \$	%	No.	%	Value \$	%	Appl'ns funded by number %	Appl'ns funded by value\$
Alice Springs Region	29	31.9	\$285,572	31.6	14	32.6	\$104,500	29.9	48.3	36.6
Barkly Region	4	4.4	\$52,000	5.7	4	9.3	\$40,500	11.6	100.0	77.9
Darwin	42	46.2	\$402,361	44.5	13	30.2	\$106,750	30.5	31.0	26.5
East Arnhem	3	3.3	\$23,487	2.6	2	4.7	\$15,800	4.5	66.7	67.3
Katherine Region	11	12.1	\$112,920	12.5	9	20.9	\$69,200	19.8	81.8	61.3
Regional Darwin	2	2.2	\$28,727	3.2	1	2.3	\$13,000	3.7	50.0	45.3
TOTAL	91	100	\$905,067	100	43	100	\$349,750	100		

**Applications Received and Grants Awarded
October 2002 to October 2005 Rounds**



**Applications Received and Grants Awarded
by Program Category - October 2005 Round**





Appendix 1 – Assessment Report - Successful Applications – October 2005 Round

<u>Applicant</u>	<u>Activity Title</u>	<u>Region of Applicant</u>	<u>Artform</u>	<u>Amount Approved</u>
Regional Arts Fund – Artist to Artist Support				
Butler, Mary Anne	The Restless Damned - script development and dramaturgy	Darwin	Literature	\$8,250
Church, Adelaide	Aerial circus workshops with Aaron Walker	Alice Region	Other	\$3,000
Raymond, Nicholas	Mentorship with Dream Puppets and Phillip Millar	Alice Region	Other	\$2,000
			Sub Total	\$13,250
Regional Arts Fund – New Arts Communities				
Groote Eylandt and Bickerton Island Enterprises Aboriginal Corporation	Traditional arts workshops	East Arnhem Region	Visual Arts/Craft	\$4,800
YMCA of Central Australia Inc Youth Services	A Wonderland in Alice	Alice Region	Other	\$5,000
			Sub Total	\$9,800
Regional Arts Fund – Networks & Partnerships				
Arts Access Central Australia	Arts Access Central Australia artswoker position	Alice Region	Multi Arts	\$10,000
Crafts Council of the NT Inc t/a Territory Craft - Katherine	Katherine Regional Artspace - June Tapp Room	Katherine Region	Visual Arts/Craft	\$3,200
Curgenvn, Robert	Sounds Unusual	Katherine Region	Music	\$10,000
Darwin Theatre Company Inc	The Boathouse	Darwin	Theatre	\$12,000
Katherine Regional Arts Inc	Teke	Katherine Region	Dance	\$5,000
Northern Territory Writers' Centre Inc	Regional literary events 2006	Darwin	Literature	\$8,000
Nyinkka Nyunyu Art and Culture Centre	Creating Futures in Performing Arts	Barkly Region	Dance	\$10,500
Waltja	The Bush Bands Bash '06	Alice Region	Music	\$12,000
			Sub Total	\$70,700
Regional Arts Fund – Skills Development				
Alice Springs Beanie Festival	Alice Springs Beanie Festival 2006	Alice Region	Visual Arts/Craft	\$13,500
Barkly Regional Arts Incorporated	Resource Our Resources project	Barkly Region	Digital/Multi Media	\$7,000
Bolton, Michael	Lambalk Alive - Two Sisters Theatrical	Katherine Region	Theatre	\$4,000
Crafts Council of the NT Inc t/a Territory Craft	Selling Yarns: Australian Indigenous Textile workshops	Darwin	Visual Arts/Craft	\$7,000
Daguragu Community Government Council	Freedom Festival arts workshops	Katherine Region	Multi Arts	\$13,000
Darwin Youth Orchestra	Darwin Youth Orchestra music camp	Darwin	Music	\$4,500
InCite Youth Arts Inc	Hip Hop Workshops	Alice Region	Dance	\$10,000
Ingrames, Madeline	Professional theatre workshops	Katherine Region	Theatre	\$5,000

Appendix 1 – Assessment Report - Successful Applications – October 2005 Round

<u>Applicant</u>	<u>Activity Title</u>	<u>Region of Applicant</u>	<u>Artform</u>	<u>Amount Approved</u>
Katherine Country Music Muster Inc	Territory showcase concert and workshops	Katherine Region	Music	\$9,000
Red Dust Theatre Inc	Red Dust script development	Alice Region	Theatre	\$6,000
Tangentyere Artists	Tangentyere Artists workshops	Alice Region	Visual Arts/Craft	\$7,000
			Sub Total	\$86,000
Arts Development				
Barkly Regional Arts Inc	My Print my Paper - on the wall	Barkly Region	Visual Arts/Craft	\$13,000
Baru Kadal Dance Theatre	Goose Lagoon	Darwin	Dance	\$15,000
Benning, Barry	The Little Black Book	Barkly Region	Music	\$10,000
Katherine Regional Arts Inc (Arts Katherine)	EMERGE Dance	Katherine Region	Dance	\$10,000
Ptilotus Writers Group and Press	An anthology of poetry and short stories from Central Australia	Alice Region	Literature	\$5,000
Strocchi, Marina	Marina Strocchi and Wayne Eager printmaking with Northern Editions	Alice Region	Visual Arts/Craft	\$10,000
Tangentyere Council Inc	Hidden Valley Community Centre public art project	Alice Region	Multi Arts	\$8,000
Watts, Michael	Molly	Alice Region	Theatre	\$5,000
			Sub Total	\$76,000
Presentation and Promotion				
Arafura Ensemble	Celebrating a Decade	Darwin	Music	\$8,500
Cameron, Angus	Replant	Darwin	Visual Arts/Craft	\$8,000
Corrugated Iron Youth Arts Inc	Pirates of the Arafura Sea	Darwin	Theatre	\$10,000
Darwin Chorale Inc	Series of concerts 2006	Darwin	Music	\$7,000
Jigsaw	Bring out the Jam - CD recording	Darwin	Music	\$2,300
Jilamara Tiwi Carvers	Participation in Helen Lempiere National Sculpture Award 2006	Darwin Regional	Visual Arts/Craft	\$13,000
Katherine Regional Arts Inc (Arts Katherine)	Music Without Humbug Goes East	Katherine Region	Music	\$10,000
Red Shoes	Presentation of "A Place" at the 2006 Adelaide Fringe Festival	Alice Region	Multi Arts	\$8,000
Sierakowski, Merran	Artnotes NT 2006	Darwin	Multi Arts	\$1,200
Worldfly	National CD launch	Darwin	Music	\$15,000
Yilila	Yilila & Red Flag Dancers tour	East Arnhem Region	Music	\$11,000
			Sub Total	\$94,000
			GRAND TOTAL	\$349,750