

arts NT

ARTS GRANTS PROGRAM
ASSESSMENT REPORT October 2004 Round



Northern Territory Government

Department of Community Development, Sport & Cultural Affairs

arts NT

ARTS MUSEUMS & LIBRARY SERVICES

ARTS GRANTS PROGRAM

ASSESSMENT REPORT

OCTOBER 2004 ROUND

Arts NT
First Floor 9-11 Cavenagh Street
GPO Box 1774
DARWIN NT 0801
[t] : 08 8999 8981
[t] : 1800 678 237
[f] : 08 8999 8949
[e] : arts.office@nt.gov.au
[w] : www.arts.nt.gov.au



Introduction : :

This report provides general comments and statistical information relating to applications submitted to the October 2004 Round of the Northern Territory Arts Grants Program.

Aim of the Arts Grants Program : :

The Northern Territory Government is committed to developing arts and culture through coordinated and strategic investment and service delivery, to building and supporting the sector and to building and strengthening community through opportunities to engage with the arts and celebrate cultural diversity.

The Arts Grants Program offers artists, organisations and communities access to support for initiatives that further this vision, exploring, expressing and showcasing Northern Territory identity through arts and culture.

Vision:

A community where all Territorians have access to creative and cultural expression, experiences and opportunities through education, recreation or employment in a vibrant, valued and sustainable arts sector.

Assessment Process : :

Applications are assessed against set criteria and guidelines. Funding decisions are made by the Northern Territory Arts Grants Board. The Northern Territory Arts Grants Board was established in 2002 to provide a transparent, accountable and "arms-length" peer assessment process for the allocation of Arts Grants Program project funding. The first term of Board membership expired in September 2004, when expressions of interest were called for the second Arts Grants Board.

The second Arts Grants Board members were appointed by the Minister for Arts and Museums for a three-year term in November 2004. The role of the Arts Grants Board is to assess project applications for financial assistance from the Arts Grants Program across all artforms with the aim of supporting those proposals which meet the published criteria and which demonstrate the greatest potential to enhance and develop the artistic and cultural life of the Northern Territory.

The current Board comprises:

Ms Gillian Harrison (Chair)	Darwin Regional
Mr Peter Callinan	Barkly/Gulf region
Mr Ken Conway	Darwin
Ms Fleur Parry	Beswick/Katherine
Ms Pirjo Ward	Darwin Regional
Ms Miriam-Rose Bauman	Daly River/Darwin Regional
Mr Don Whyte	Darwin
Ms Rosemary Plummer	Tennant Creek/Barkly
Ms Fiona Carter	Darwin
Mr Jack Tinapple	Darwin
Mr Mathew Mackereth	Alice Springs
Mr Dan Murphy	Alice Springs
Ms Nicole Rowan	Katherine
Ms Hermy Munnich	Darwin Regional
Mr Paul Bayetto	Darwin
Ms Mary Anne Butler	Darwin
Ms Christine Christophersen	West Arnhem
Ms Lisa Stefanoff	Alice Springs
Ms Cath Bowdler	Darwin
Ms Rachel Clements	Alice Springs
The Director, Arts NT	<i>(representing the Department of Community Development, Sport and Cultural Affairs, DCDSCA)</i>

For each Round an Assessment Panel is drawn from the Arts Grants Board, which consists of the Chairperson, six members, and the Northern Territory Government representative.

Applications to the Round are assessed primarily on **artistic merit**. Each application is also assessed initially against the following criteria:

- artistic innovation, quality and excellence
- community and arts sector support where appropriate
- confirmed involvement of participants
- clearly identifiable outcomes and project objectives
- a plan for the project
- resources, skills and ability to manage the activity
- accurately costed and viable budget
- support from other sources, including funding, in-kind support and other income
- benefits to a specific region or art form

More information is contained in the Arts Grants Program Guidelines booklet including activities that are generally excluded from funding under the Arts Grants Program.

Arts NT is available to provide advice to applicants regarding the Arts Grants Program. Applicants are strongly advised to contact Grants Program Officers several weeks before the closing date on 8999 8948 or toll free on 1800 678 237 for assistance prior to submitting applications.

A Budget is set for each Round, and applications are assessed against set criteria and artistic merit. Grants are awarded in accordance with specific Funding Limits, and are identified by artform.

**The next closing date for applications is 15 March 2005
for projects starting on/or after 1 July 2005.**

Outcomes of the October 2004 Round : :

In the October 2004 Round, 48 projects across the Territory were funded from 90 applications requesting a total of \$835,972. The total amount of funding awarded was \$330,425. Full funding was approved for 24 applications which has significantly increased from 8 in the March 2004 Round. The March 2004 Round did not include an allocation for the Regional Arts Fund. A complete list of successful applications for the October 2004 Round is at **Appendix 1**.

The October 2004 Round introduced two distinct categories, Arts Development and Presentation & Promotion, which replaced the NT Projects category. In addition, the eligibility criteria for the Regional Arts Fund was reviewed and opened to NT Wide applicants, including Darwin.

- 19 Applications were submitted for visual arts and crafts projects with funding being awarded to 11 projects which is a significant increase compared to the March 2004 Round where no visual arts and crafts applications were funded.
- Of the 36 applications from Indigenous artists or for Indigenous arts activities, 16 were successful in gaining funding.
- 33 applications were from individual artists, of which 15 were successful in gaining funding (45% success rate), which is a substantial increase from 11% success in the March 2004 Round.
- It was encouraging to see 21 applications were from first time applicants (18.9% of total applications received), including organisations, with 7 successful in gaining funding (33% success rate), which is slightly lower than compared to the overall success rate of 40%.
- There were four applications for professional development activities which were all funded.
- There were four applications with a multicultural focus, with funding being awarded to two which is encouraging as there were no multicultural applications submitted in the March 2004 Round.

Arts Grants Board – Assessment Panel Comments : :

The meeting of the Assessment Panel was held in Darwin on 8 & 9 December 2004. The Assessment Panel comprised Ms Gillian Harrison (Chair), Ms Fleur Parry, Mr Don Whyte, Ms Fiona Carter, Mr Mathew Mackereth, Ms Rosemary Plummer, Ms Pirjo Ward and Ms Jackie Halsey representing DCDSCA. A full list of the Arts Grants Board members is available on page 2.

Arts NT staff Ms Christine Silvester, Assistant Director, Arts Development, Ms Juanita Gay, Arts Grants Program Officer and Ms Hania Radvan, Arts Development Project Officer, attended the meeting to provide secretariat support. Ms Mia Christophersen, Project Officer, Indigenous Arts Unit also attended the meeting to provide secretariat and other support to the panel.

The assessment panel has provided the following general comments relating to the October 2004 Round. Changes to future rounds are also listed below.

General

- The quality of applications continues to improve, resulting in a highly competitive field of applications for assessment.
- All applicants are reminded that they can only submit their application to one Program Category. Applicants must self-select the most appropriate category and are encouraged to discuss their application with a Program Officer.
- Some applications were incomplete, and additional information was required to enable the Board to make an accurate assessment. Applicants are reminded that additional information will not be accepted after the closing date.
- The quality of applications submitted to the Film, Television and New Media category continue to demonstrate the need to provide the sector with more information, training and support in the development of knowledge of industry standards and requirements.
- Two applications did not meet the eligibility criteria and were not accepted into the round.

Content

- In future rounds, applicants will be required to provide a brief outline of what the project is about and a paragraph describing the 'artistic merit' and how this relates to support material provided with the application. This change will take effect for the March 2005 Round, and the application form will be amended to reflect this change.
- Applicants will be required to provide information confirming and clarifying copyright, ownership and agreements.

Presentation

- Applicants are reminded that in order to be eligible, applications must be submitted on a current Arts NT application form, available through the website or from Arts NT.
- Applicants who experience difficulties with the electronic versions of the application forms provided on the website or by Arts NT, should contact Arts Grants Program Officers for assistance and advice in ensuring that the application is of an acceptable standard.

In future rounds, all applicants will be required to provide **two copies** of their application which will take effect for the March 2005 Round.

Support Material

- All applications must include current and relevant artistic support material, examples or documentation of artform as listed under funding guidelines in the *Arts Grants Program Guidelines* booklet.
- Applicants should ensure that they submit **current and relevant support letters** eg Community support letters and participating artists forms. These letters and forms **MUST** be signed to confirm participation or support for the activity.
- In future rounds, applications to the Film, Television and New Media category will be required to provide **two copies** of all support material which will take effect for the March 2005 Round.

Acquittals

- All applicants are reminded that failure to acquit previous grants provided by Arts NT under the Arts Grants Program will result in applications not being funded. Applicants are encouraged to contact an Arts Grants Program Officer prior to the closing date to confirm their acquittal status.

Statistical Information : :

Explanatory Notes

Following are definitions and explanatory notes for the information contained within this report.

- *Applications Received* – No. of requests for funding support.
- *Grants Awarded* – No. of applications successful in receiving funding support.
- *No.* – The number of applications or Grants.
- *Value \$* - The dollar value of applications or Grants.
- Note: Percentages listed in Tables 1, 2, and 3 have been rounded to the nearest whole number.

Table 1 – Total Applications Received and Grants Approved

(March & October 2004, March and October 2003 and October 2002 Rounds)

Applications by Number			
	Received	Approved	Success %
October 2004	90	48	53%
March 2004	83	27	33%
October 2003	129	51	40%
March 2003	78	46	59%
October 2002	72	35	49%
Applications by Amount (\$)			
	Received	Approved	Success %
October 2004	\$835,972	\$330,425	40%
March 2004	\$728,710	\$152,050	21%
October 2003	\$1,190,739	\$246,450	21%
March 2003	\$616,840	\$269,997	44%
October 2002	\$579,825	\$200,001	34%

Table 2 – Funding Limit – Up to \$5,000

(March & October 2004, March and October 2003 and October 2002 Rounds)

Applications by Number			
	Received	Approved	Success %
October 2004	32	18	56%
March 2004	38	14	37%
October 2003	56	37	66%
March 2003	38	26	68%
October 2002	34	15	44%
Applications by Amount (\$)			
	Received	Approved	Success %
October 2004	\$131,008	\$58,936	45%
March 2004	\$148,467	\$50,950	34%
October 2003	\$232,141	\$119,080	51%
March 2003	\$160,792	\$103,982	65%
October 2002	\$121,819	\$42,564	35%

Table 3 – Funding Limit \$5,001 - \$15,000

(March & October 2004, March and October 2003 and October 2002 Rounds)

Applications by Number			
	Received	Approved	Success %
October 2004	58	30	52%
March 2004	45	13	29%
October 2003	73	14	19%
March 2003	40	20	50%
October 2002	38	20	53%
Applications by Amount (\$)			
	Received	Approved	Success %
October 2004	\$704,964	\$271,489	39%
March 2004	\$580,243	\$101,100	17%
October 2003	\$958,598	\$127,370	13%
March 2003	\$456,048	\$166,015	36%
October 2002	\$458,006	\$157,437	34%

Table 4 – Applications, Grants and Success Rate by Program Category – October 2004 Round

Program Category	Applications Received				Grants Awarded				Success Rate	
	No.	%	Value \$	%	No.	%	Value \$	%	Appl'ns funded by number	Appl'ns funded by value\$
Arts Development	28	33.7	\$266,290	31.9	14	29.2	\$87,898	26.6	50.0%	33.0%
Presentation & Promotion	29	34.9	\$273,835	32.8	19	39.6	\$135,287	40.9	65.5%	49.4%
Regional Arts Fund	15	18.1	\$138,232	16.5	7	14.6	\$69,290	21.0	46.7%	50.1%
Film, Television & New Media	18	21.7	\$157,615	18.9	8	16.7	\$37,950	11.5	44.4%	24.1%
TOTAL	90	100	\$835,972	100	48	100	\$330,425	100		

Table 5 – Applications, Grants and Success Rate by Artform – October 2004 Round

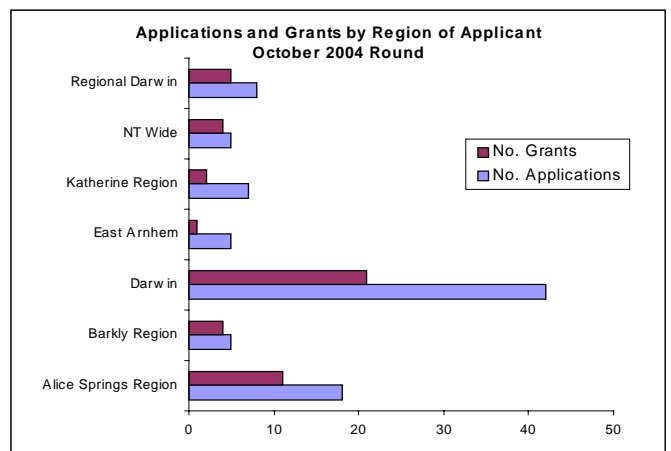
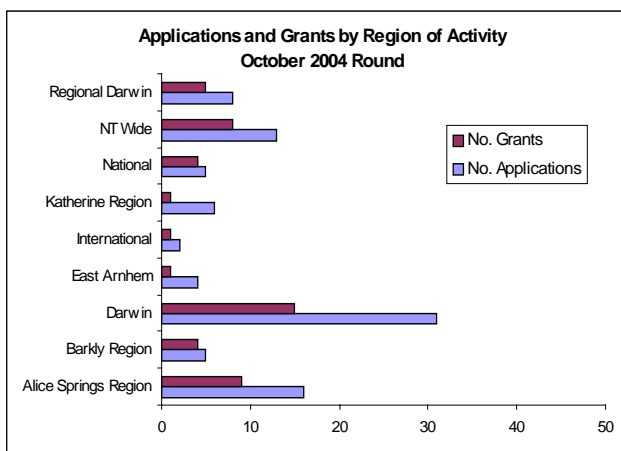
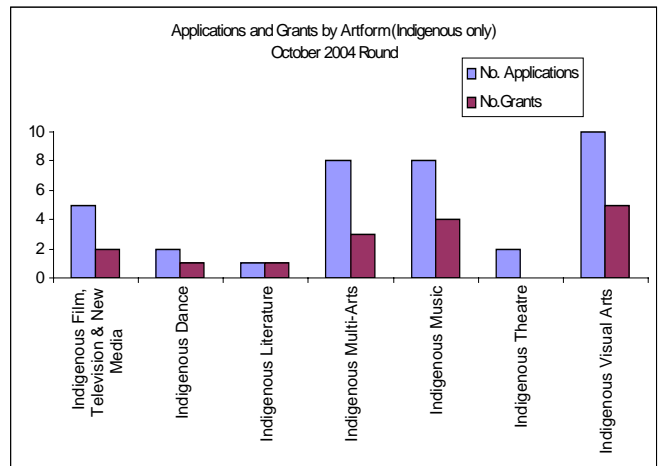
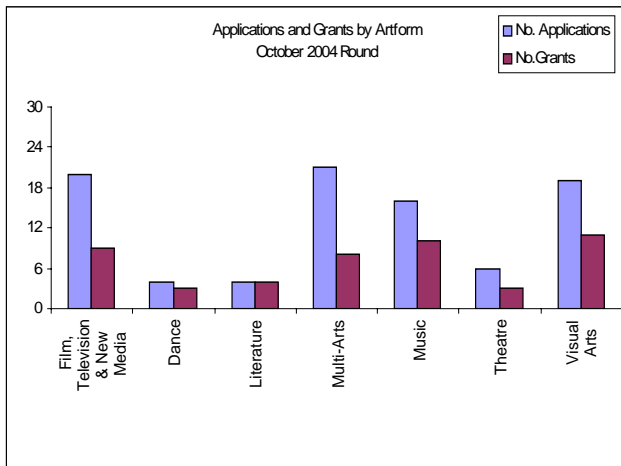
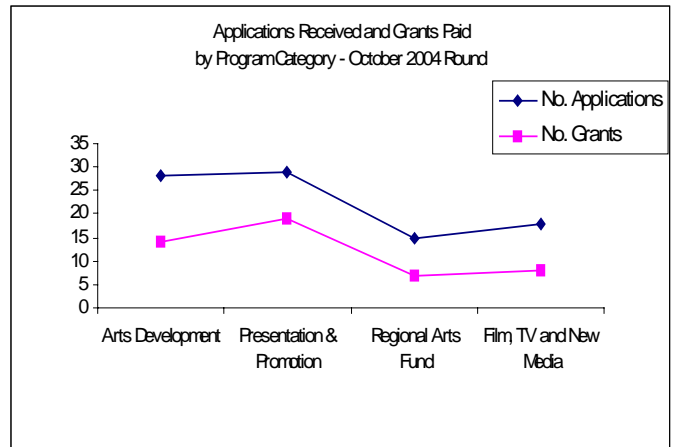
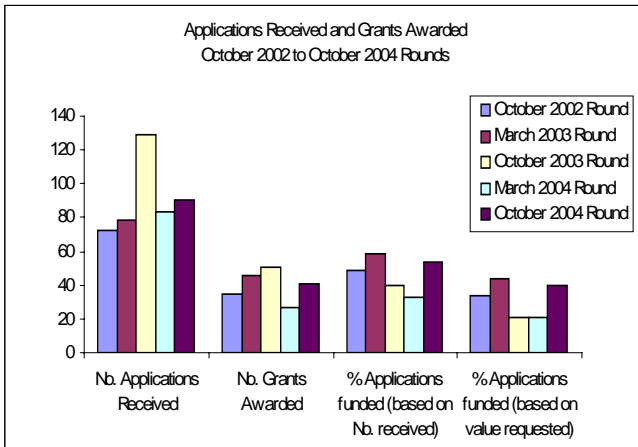
Artform	Applications Received				Grants Awarded				Success Rate	
	No.	%	Value \$	%	No.	%	Value \$	%	Appl'ns funded by number	Appl'ns funded by value\$
Film, Television & New Media	20	22.2	\$187,410	22.4	9	18.8	\$60,000	18.2	45.0	32.0
Dance	4	4.4	\$40,331	4.8	3	6.3	\$23,525	7.1	75.0	58.3
Literature	4	4.4	\$41,790	5.0	4	8.3	\$41,790	12.6	100.0	100.0
Multi-Arts	21	23.3	\$191,837	22.9	8	16.7	\$42,094	12.7	38.1	21.9
Music	16	17.8	\$155,813	18.6	10	20.8	\$75,519	22.9	62.5	48.5
Theatre	6	6.7	\$74,830	9.0	3	6.3	\$29,350	8.9	50.0	39.2
Visual Arts	19	21.1	\$143,961	17.2	11	22.9	\$58,147	17.6	57.9	40.4
TOTAL	90	100	\$835,972	100	48	100	\$330,425	100		

Table 6 – Applications, Grants and Success Rate by Region of Activity – October 2004 Round

Region of Activity	Applications Received				Grants Awarded				Success Rate	
	No.	%	Value \$	%	No.	%	Value \$	%	Appl'ns funded by number	Appl'ns funded by value\$
Alice Springs Region	16	17.8	\$160,465	19.2	9	18.8	\$81,800	24.8	56.3	51.0
Barkly Region	5	5.6	\$44,850	5.4	4	8.3	\$28,850	8.7	80.0	64.3
Darwin	31	34.4	\$293,659	35.1	15	31.3	\$95,812	29	48.4	32.6
East Arnhem	4	4.4	\$30,104	3.6	1	2.1	\$8,734	2.6	25.0	29.0
International	2	2.2	\$15,741	1.9	1	2.1	\$741	0.2	50.0	4.7
Katherine Region	6	6.7	\$59,226	7.1	1	2.1	\$2,000	0.6	16.7	3.4
National	5	5.6	\$27,500	3.3	4	8.3	\$9,500	2.9	80.0	34.5
NT Wide	13	14.4	\$133,277	15.9	8	16.7	\$74,075	22.4	61.5	55.6
Regional Darwin	8	8.9	\$71,150	8.5	5	10.4	\$28,913	8.8	62.5	40.6
TOTAL	90	100	\$835,972	100	48	100	\$330,425	100		

Table 7 – Applications, Grants and Success Rate by Region of Applicant – October 2004 Round

Region of Applicant	Applications Received				Grants Awarded				Success Rate	
	No.	%	Value \$	%	No.	%	Value \$	%	Appl'ns funded by number	Appl'ns funded by value\$
Alice Springs Region	18	20	\$188,815	22.6	11	22.9	\$107,150	32.4	61.1	56.7
Barkly Region	5	5.6	\$44,850	5.4	4	8.3	\$28,850	8.7	80.0	64.3
Darwin	42	46.7	\$370,937	44.4	21	43.8	\$105,888	32.0	50.0	28.5
East Arnhem	5	5.6	\$45,104	5.4	1	2.1	\$8,734	2.6	20.0	19.4
Katherine Region	7	7.8	\$72,326	8.7	2	4.2	\$15,100	4.6	28.6	20.9
National	5	5.6	\$42,790	5.1	4	8.3	\$35,790	10.8	80.0	83.6
Regional Darwin	8	8.9	\$71,150	8.5	5	10.4	\$28,913	8.8	62.5	40.6
TOTAL	90	100	\$835,972	100	48	100	\$330,425	100		



Appendix 1 – Assessment Report – October 2004 Round

Successful Applications - October 2004 Round

<u>Applicant</u>	<u>Activity Title</u>	<u>Region of Applicant</u>	<u>Artform</u>	<u>Amount Approved</u>
Regional Arts Fund – Networks & Partnerships				
Waltja Tjutangku Palyapayi	"Artastic" Bush Program	Alice Region	Visual Arts & Craft	\$10,000
			Sub Total	\$10,000
Regional Arts Fund – Skills Development				
Barkly Regional Arts Incorporated	My Print My Paper	Barkly Region	Visual Arts & Craft	\$15,000
Darwin Visual Arts Association Inc	Blind Date	Darwin	Multi Arts	\$9,690
Deadlymob	New Media Art Tour	Alice Region	New Media/Hybrid	\$14,800
Goodman, Phillip	Palmerston Indigenous Village Painting Project	Darwin Regional	Visual Arts & Craft	\$5,000
Northern Territory Writers' Centre Inc	Regional Literary Events Program	NT Wide	Literature	\$7,500
NT ARAFMI	Music Mayhem NT	Darwin	Music	\$7,300
			Sub Total	\$59,290
Arts Development				
@Production	NERRPU Dhawa Rrurrumbuwy	Darwin	Multi Arts	\$7,500
Alice Springs Beanie Festival	Alice Springs Beanie Festival 2005	Alice Region	Visual Arts/Crafts	\$5,000
Christophersen, Christine	The History of the World	Darwin Regional	New Media/Hybrid	\$8,250
Darwin Fringe Festival	Darwin Fringe Festival	Darwin	Multi Arts	\$10,000
Davidson, Jason	Aboriginal Imagination	Darwin Regional	Multi Arts	\$4,163
Fearn, Nicky	Tracy	Darwin	Theatre	\$4,000
Grey Panthers	Workshops and Performances for Senior Territorians	Darwin	Dance	\$5,525
InCite Youth Arts	InCite Youth Arts/Araluen Community Dance Project	Alice Region	Dance	\$10,000
Jones, Jillaine	Jillaine Jones New Work	Darwin	Music	\$4,985
Mills, Allyson	Recording Project	Darwin	Music	\$12,000
Northern Territory Writers' Centre Inc	Darwin Literary Events and Workshop Program	NT Wide	Literature	\$7,500
Tait, Anja	I Wanna Take Me a Picture	Darwin	Multi Arts	\$ 741
Tonkin, Jane	Community Cultural Development Work Placement	Darwin	Multi Arts	\$1,500
Tracks Inc	Angels of Gravity	Darwin	Indigenous Dance	\$8,000
Yilila	Yilila CD	East Arnhem	Music	\$8,734
			Sub Total	\$97,898

Appendix 1 – Assessment Report – October 2004 Round

<u>Applicant</u>	<u>Activity Title</u>	<u>Region of Applicant</u>	<u>Artform</u>	<u>Amount Approved</u>
Presentation and Promotion				
Country Women's Association - Tennant Creek	The 28th Country Women's Association Tennant Creek Art Award	Barkly Region	Visual Arts/Crafts	\$4,000
Barkly Regional Arts Incorporated	Jam in the Desert Project	Barkly Region	Indigenous Music	\$5,000
Warpiri Media Association Inc	Walking a Different Road: The life story of Darby Jampinpa Ross	Alice Region	Indigenous Literature	\$12,000
Northern Territory Writers' Centre Inc	Wordstorm 2005	NT Wide	Literature	\$14,790
Injalak Arts and Crafts Association Inc	Twined Together - Kunmadj Njalehnjaleken	Darwin Regional	Multi Arts	\$7,500
OperatuNiTy	The Songstress	Darwin	Music	\$4,500
Darwin City Brass Band Association Inc	Brass in Concert	Darwin	Music	\$4,900
Darwin Chorale Inc	Series of Concerts 2005	Darwin	Music	\$5,000
Katherine Regional Arts Inc (Arts Katherine)	Music Without Humbug	Katherine Region	Music	\$13,100
Music NT (Alice Springs)	The Bush Bands Bash	Alice Region	Music	\$10,000
Red Dust Theatre	Not Like Beckett	Alice Region	Theatre	\$13,350
Red Shoes	A Place	Alice Region	Theatre	\$12,000
Mainsbridge, Matthew	The Nature of Things	Darwin	Visual Arts/Crafts	\$1,050
Sierakowski, Merran	Artnotes NT 2005	Darwin	Visual Arts/Crafts	\$2,000
Darwin Patchworkers and Quilters Inc	Territory Quilts 2005	Darwin	Visual Arts/Crafts	\$3,247
Craft Council of the NT Inc t/a Territory Craft - Katherine Division	Katherine Regional Artspace - June Tapp Room	Katherine Region	Visual Arts/Crafts	\$2,000
Alpurrurulam Community Government Council	Alpurrurulam Women's Exhibition	Barkly Region	Indigenous Visual Arts & Craft	\$4,850
ARTBACK Northern Territory Arts Touring Inc	NT Fibre	NT Wide	Visual Arts/Crafts	\$6,000
Sub Total				\$125,287
Film, Television and New Media				
Bankier, Dixi Joy	Attend Australian International Documentary Conference	Darwin	Film, TV & Video	\$1,000
Curl, David	Uluru Film Production	Alice Region	Film, TV & Video	\$10,000
Fencelines	Border Country	Alice Region	Digital/Multi Media	\$5,000
Fist Full of Films	Fist Full of Films 2005	Darwin	Film, TV & Video	\$6,000
Mathewson, Craig	An American Visitor	Alice Region	Film, TV & Video	\$5,000
NT Filmmakers Association (NTFA)	Down Under International Film Festival 2005	Darwin Regional	Film, TV & Video	\$4,000
Sweet, Mike	Attend Australian International Documentary Conference	Darwin	Film, TV & Video	\$1,000
Sweet, Mike	Searching for Beni	Darwin	Film, TV & Video	\$5,950
Sub Total				\$37,950
GRAND TOTAL				\$330,425