



Northern Territory Government
Department of Community Development, Sport & Cultural Affairs

ARTS NT

ARTS, MUSEUMS & LIBRARY SERVICES

Arts Sponsorship Program


Assessment Report

March 2004 Round

ARTS NT

First Floor 9-11 Cavenagh Street
GPO Box 1774
DARWIN NT 0801
T: 08 8999 8981
T: 1800 678 237
F: 08 8999 8949
E: arts.office@nt.gov.au
W: www.arts.nt.gov.au

arts NT





Introduction

This report provides general comments and statistical information relating to applications submitted to the March 2004 Round of the Northern Territory Arts Sponsorship Program.

It is hoped that this feedback will provide applicants with the necessary information to ensure that applications are presented to their best advantage in order to meet funding criteria in a competitive environment.

Aim of the Arts Sponsorship Program

The Program supports and reflects the Northern Territory Government's commitment to *Bring out the Best for the Arts in the Territory* through:

- seeing the arts flourish with an active and supported arts community as an important contributor to the Territory lifestyle; and
- encouraging growth opportunities for individual artists and arts organisations.

In line with Northern Territory Government policy, Arts NT's programs and initiatives aim to ensure that all Territorians have access to a full range of arts activities which offer choices in terms of interest, diversity, access and affordability. The Program provides financial support for a diverse range of Territory-wide arts activities.

Assessment Process

Applications are assessed against set criteria and guidelines. Funding decisions are made by the Northern Territory Arts Grants Board. The establishment of the Northern Territory Arts Grants Board in 2002, provides for a transparent, accountable and "arms-length" peer assessment process for the allocation of Arts Sponsorship Program project funding.

The Board members are appointed by the Minister for Arts and Museums for a two-year term. The role of the Arts Grants Board is to assess applications for financial assistance from the Arts Sponsorship Program across all artforms with the aim of supporting those proposals which meet the published criteria and which demonstrate the greatest potential to enhance and develop the artistic and cultural life of the Northern Territory.

The current Board comprises:

Ms Gillian Harrison (Chair)	Darwin
Ms Joanna Barrkman	Darwin
Mr Peter Callinan	Barkly/Gulf region
Mr Ken Conway	Darwin
Mr Gary Lee	Darwin
Mr Craig Mathewson	Alice Springs
Ms Fleur Parry	Beswick/Katherine
Mr Bong Ramilo	Darwin
Ms Heather Shearer	Alice Springs
Ms Pirjo Ward	Palmerston
Mr Don Whyte	Darwin
Ms Citty Williams	Alice Springs
Ms Rosemary Plummer	Tennant Creek/Barkly
The Director, Arts NT	(representing the Department of Community Development, Sport and Cultural Affairs, DCDSCA)

For each Round an Assessment Panel is drawn from the Arts Grants Board, which consists of the Chairperson, five members, and a Northern Territory Government representative.



Applications to the Round are assessed primarily on **artistic merit**. Each application is also assessed initially against the following criteria:

- relevance to arts or artform development
- potential employment of professional artists
- appropriate artistic standards
- innovation and originality
- community and arts sector support where appropriate
- confirmed involvement of participants
- identifiable outcomes and project objectives
- adequate planning and research
- resources, skills and ability to manage the activity
- accurately costed and viable budget
- support from other funding sources, including in-kind support or earned income
- particular benefits to a specific region

More information is contained in the Arts Sponsorship *Information for Applicants* booklet including activities that are generally excluded from funding under the Arts Sponsorship Program.

Arts NT is available to provide advice to applicants regarding the Arts Sponsorship Program. Applicants are strongly advised to contact Sponsorship Program Officers several weeks before the closing date on 8999 8948 or toll free on 1800 678 237 for assistance prior to submitting applications.

Budgets are set for each individual Program Category, and applications are assessed against set criteria and artistic merit. Sponsorships are awarded in accordance with specific Funding Limits, and are identified by artform.

The Regional Arts Fund (RAF) allocation for 2004/05 was a lapsed Commonwealth Program in which the Northern Territory, along with other States and Territories, was awaiting an announcement in the Federal budget regarding the continuation of the Program. The Commonwealth announcement was unavailable prior to the March 15 closing date and therefore, all applicants to the Regional Arts Fund Category were assessed on merit with the NT Projects Category. There was not a separate quarantined allocation of funding for these projects for the March 2004 Round.

Applicants who were not successful in receiving funding in the March 2004 Round are urged to read the guidelines in the Arts Sponsorship *Information for Applicants* booklet carefully, as selection criteria may not have been met. For specific feedback relating to individual applications, contact a Sponsorship Program Officer. Previously unsuccessful applications can be re-submitted to the Arts Sponsorship Program, if the application has been redeveloped to satisfy selection criteria. Arts Sponsorship Program Officers are available to provide advice on revising applications and alternative support avenues for arts activities.

The next closing date for applications is 15 October 2004 for projects starting on/or after 1 February 2005.



Outcomes of the March 2004 Round

A summary table on page 7 provides comparative data from the previous funding rounds commencing in October 2002 through to the more recent March 2004 Round. Further statistical information relating to the March 2004 Round is available on pages 8-12.

In the March 2004 Round, 27 arts projects across the Territory were funded from 83 applications requesting a total of \$728,710. The total amount of funding awarded was \$152,050. Full funding was approved for 8 applications. A complete list of successful applications for the March 2004 Round is at **Appendix 1**.

- There was a significant increase in funding awarded to the Barkly Region receiving 12.8% of the total value awarded in comparison the October 2003 Round which did not see the Barkly Region awarded any funding. In this round, the number of applications received from the Barkly Region compared to the number of applications awarded funding, achieved a success rate of 66.7%.
- There were 10 applications, including Indigenous, submitted for Literature projects in this round representing 12% of the total number of applications received. 4 applications were successful in being awarded funding (55.6% success rate), which is significantly higher than the 22.9% awarded in the October 2003 Round.
- There was a significant decrease in funding awarded to visual arts applications with one Indigenous application being successful from 17 applications which includes Indigenous projects.
- 26 applications were from Indigenous artists or for Indigenous arts activities, of which 9 were successful in gaining funding (32.9% success rate by value).
- 28 applications were from individual artists, of which 3 were successful in gaining funding (11% success rate).
- It was encouraging to see 27 applications were from first time applicants (34% of total applications received), including organisations, with 7 being successful in gaining funding (26% success rate) compared to the overall success rate of 21%.
- There were four applications for skills development activities with one application successful in gaining funding.
- There was only one application with a multicultural focus, which was not successful in receiving funding.



Arts Grants Board – Assessment Panel Comments

The meeting of the Assessment Panel was held in Darwin on 12 & 13 May 2004. The Assessment Panel comprised Ms Gillian Harrison (Chair), Mr Craig Mathewson, Ms Heather Shearer, Ms Fleur Parry, Ms Joanna Barrkman, Mr Don Whyte and Mr Chris Capper representing DCDSCA. A full list of the Arts Grants Board members is available on page 3.

Arts NT staff Ms Christine Silvester, Assistant Director, Arts Development, Ms Juanita Gay, Arts Sponsorships Program Officer and Ms Hania Radvan, Arts Development Project Officer, attended the meeting to provide secretariat support.

Assessment Panel members have provided the following general comments relating to the March 2004 Round.

General

- The quality of applications continues to improve, resulting in a highly competitive field of applications for assessment.
- Applicants should note that ineligible or incomplete applications will not be accepted.
- For applications involving national or interstate bodies, the Northern Territory applicant needs to be clearly identified on the application forms.
- All applicants are reminded that they can only submit their application to one Program Category. Applicants must self-select the most appropriate category. All applicants are therefore encouraged to discuss their application with an Arts Sponsorship Program Officer.
- The application forms will be amended prior to the October 2004 Round to include a declaration confirming contact has been made with an Arts Sponsorship Program Officer prior to submitting an application.
- The Guidelines under the Film, Television and New Media category will be further refined upon appointment of the new Director to the Film, Television and New Media Office similarly with that of the Indigenous Arts Category upon appointment of the Manager to the Indigenous Arts Development Unit.
- The applications submitted to the Film, Television and New Media category revealed the need for information, training and support in the development of industry standards and requirements.

Presentation

- Applicants are reminded that in order to be eligible all applications must be submitted only on a current Arts NT application form, available through the website or from Arts NT.
- Applicants who experience difficulties with the electronic versions of the application forms provided on the website or by Arts NT, should contact Arts Sponsorship Program Officers for assistance and advice in ensuring that the application is of an acceptable standard.

Support Material

- A one-page Curriculum Vitae summarising the artists/participants experience is sufficient.
- All applications must include current and relevant artistic support material including artform examples as listed under funding guidelines in the *Information for Applicants* booklet.
- Applicants should ensure that they submit only current and relevant support letters particularly for the Indigenous Arts Category applications, eg. Community Support letters and participating artists forms.

Budget Worksheets

- Budget Worksheets will be amended according to available funding categories and to cater for industry standard and associated costs.

Acquittals

- All applicants are reminded that failure to acquit previous grants provided by Arts NT under the Arts Sponsorship Program will result in applications not being accepted. Applicants are encouraged to contact an Arts Sponsorship Program Officer prior to the closing date to confirm their acquittal status.



Explanatory Notes, Appendices and Tables

Explanatory Notes

Following are definitions and explanatory notes for the information contained within this report.

- *Applications Received* – Requests for funding support.
- *Sponsorships Awarded* – Applications that were awarded funding support.
- *No.* – The number of applications or sponsorships.
- *Value \$* – The dollar value of applications or sponsorships.
- Note: Percentages listed in Tables 1, 2, and 3 have been rounded to the nearest whole number.

Tables

Arts sponsorship funding – recent round comparisons and current round statistics.

1. **Funding Limit – Up to \$5,000**
October 2002, March and October 2003, and March 2004
2. **Funding Limit - \$5,001 - \$15,000**
October 2002, March and October 2003, and March 2004
3. **Total Applications Received and Sponsorships Awarded**
October 2002, March and October 2003, and March 2004
4. **Applications, Sponsorships and Success Rate by Program Category**
March 2004 Round
5. **Applications, Sponsorships and Success Rate by Artform**
March 2004 Round
6. **Applications, Sponsorships and Success Rate by Region of Activity**
March 2004 Round

Appendices

Appendix 1 – A complete list of successful applications for the March 2004 Round.



Statistical Information

Funding Limit

- In this Round the split between the two funding limits was fairly even, with 54% for the '\$5,001 - \$15,000' funding limit and 46% for the '\$5,000 and below' funding limit.
- The number of applications funded was evenly spread with 52% awarded for the '\$5,000 and below' funding limit in comparison to 48% for the '\$5,001-\$15,000' funding limit.
- The total number of applications funded in the March 2004 Round (27) has decreased in comparison to October 2003 (51) and March 2003 (46) Rounds. The total value of applications received for this Round was 39.4% lower than the October 2003 Round reflecting peak season variations.
- The total amount of funding awarded in this Round represents 21% of applications by value which equals the October 2003 Round and compared to 44% in the March 2003 Round and 34% in the October 2002 Round.

Table 1 – Funding Limit – Up to \$5,000 (March 2004, March and October 2003 and October 2002 Rounds)

Up to \$5,000						
Applications by Number				Applications by Amount (\$)		
	Received	Approved	Success %	Received	Approved	Success %
March 2004	38	14	37%	\$148,467	\$50,950	34%
October 2003	56	37	66%	\$232,141	\$119,080	51%
March 2003	38	26	68%	\$160,792	\$103,982	65%
October 2002	34	15	44%	\$121,819	\$42,564	35%

Table 2 – Funding Limit \$5,001 - \$15,000 (March 2004, March and October 2003 and October 2002 Rounds)

\$5,001 - \$15,000						
Applications by Number				Applications by Amount (\$)		
	Received	Approved	Success %	Received	Approved	Success %
March 2004	45	13	29%	\$580,243	\$101,100	17%
October 2003	73	14	19%	\$958,598	\$127,370	13%
March 2003	40	20	50%	\$456,048	\$166,015	36%
October 2002	38	20	53%	\$458,006	\$157,437	34%

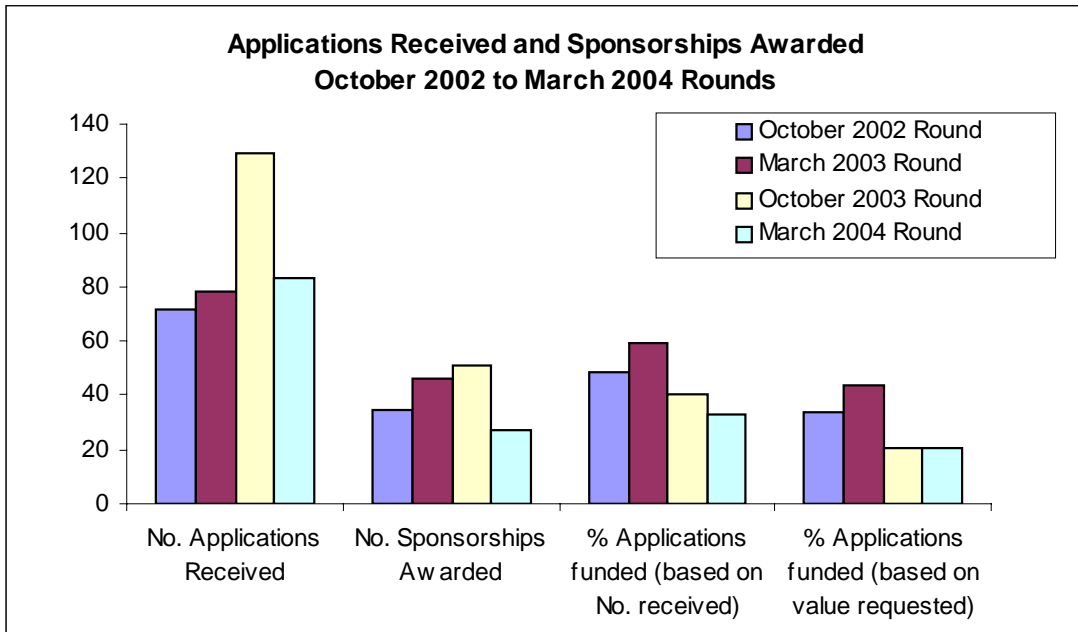
Table 3 – Total Applications Received and Sponsorships Approved (March 2004, March and October 2003 and October 2002 Rounds)

Total Applications Received and Sponsorships Approved						
Applications by Number				Applications by Amount (\$)		
	Received	Approved	Success %	Received	Approved	Success %
March 2004	83	27	33%	\$728,710	\$152,050	21%
October 2003	129	51	40%	\$1,190,739	\$246,450	21%
March 2003	78	46	59%	\$616,840	\$269,997	44%
October 2002	72	35	49%	\$579,825	\$200,001	34%



Comparative data (October 2002 to March 2004 Rounds)

(From previous page)



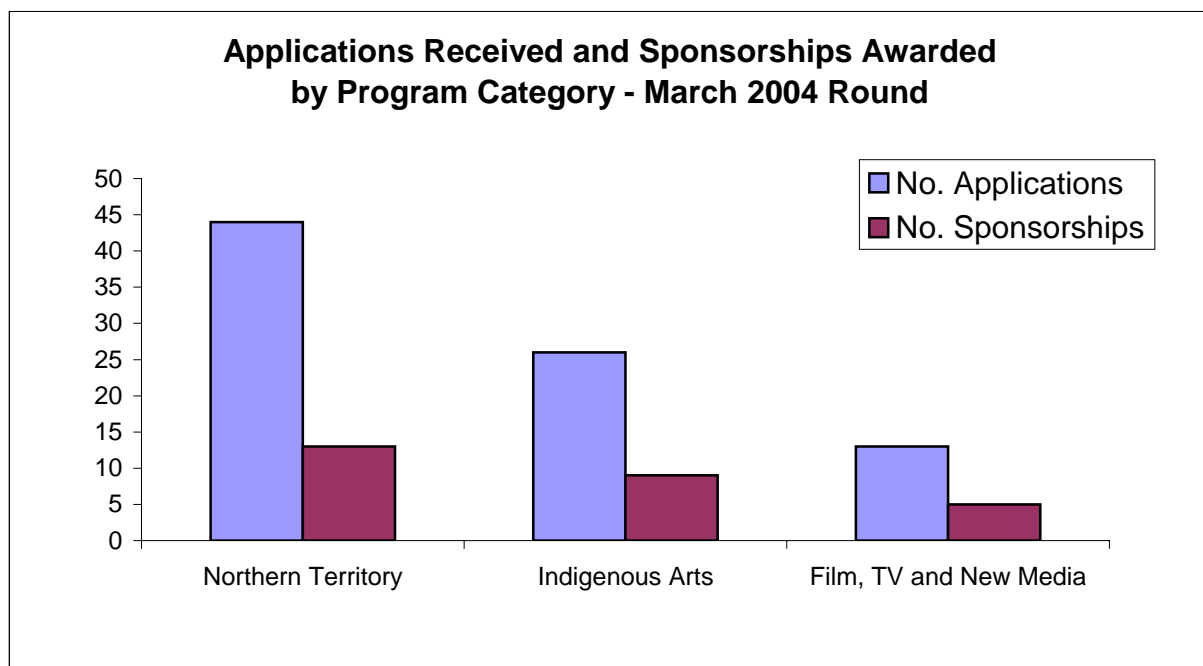


Program Category

- The total applications received for the Northern Territory Projects category was 53%, 31.3% for Indigenous Arts and 15.7% for Film TV and New Media categories.
- The success rate (38.5%) of the total number of applications awarded funding in the March 2004 Round in the Film, TV & New Media category has increased in comparison to the October 2003 Round (18.2%). The success rate for the Northern Territory Projects (29.5%) and Indigenous Arts Projects (34.6%) categories has decreased in comparison to 48.9% and 42.2% respectively.

Table 4 – Applications, Sponsorships and Success Rate by Program Category – March 2004 Round

Program Category	Applications Received				Sponsorships Awarded				Success Rate	
	No.	%	Value \$	%	No.	%	Value \$	%	Appl'ns funded by number	Appl'ns funded by value\$
Film, TV and New Media	13	15.7	\$98,073	13.5	5	18.5	22,050	14.5	38.5	18.2
Indigenous Arts	26	31.3	\$266,868	36.6	9	33.3	50,000	32.9	34.6	22.5
Northern Territory Projects	44	53	\$363,769	49.9	13	48.1	80,000	52.6	29.5	20.8
TOTAL	83	100	\$728,710	100	27	100	\$152,050	100		



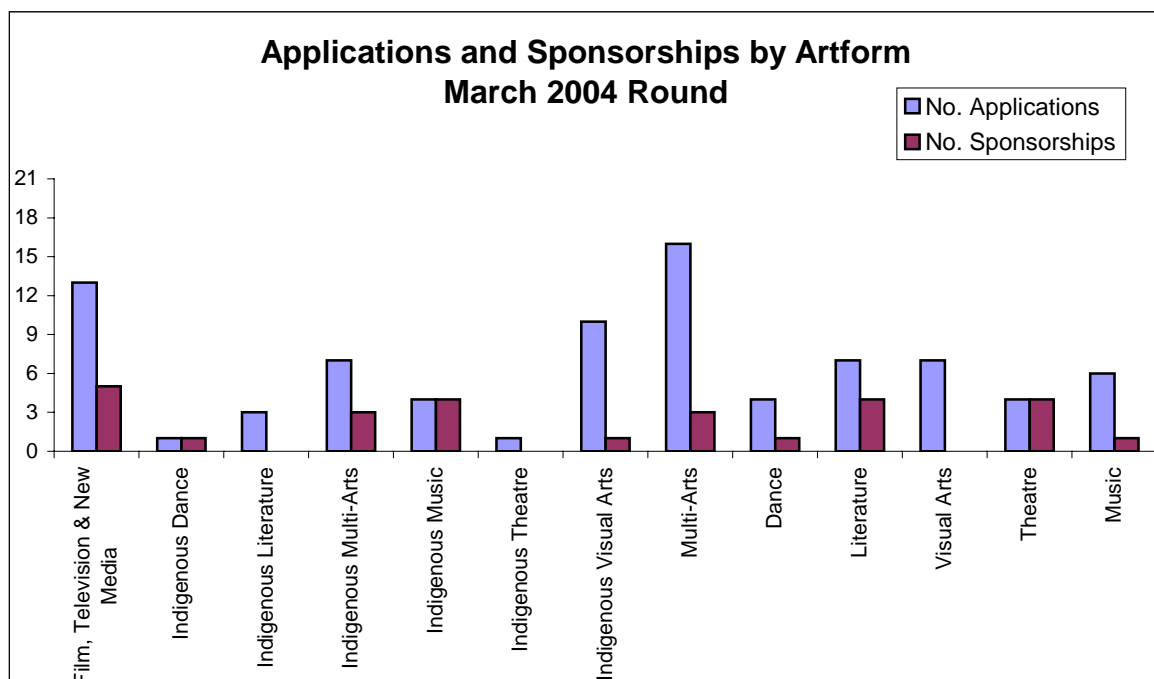


Artform

- There were 10 applications, including Indigenous, submitted for Literature projects in this round representing 12% of the total number of applications received. 4 applications were successful in being awarded funding (55.6% success rate), which is significantly higher than the 22.9% awarded in the October 2003 Round.
- There was a significant decrease in funding awarded to visual arts applications with one Indigenous application being successful from a total of 17 applications.
- Of the 23 Multi Arts applications submitted, 6 applications were successful in being awarded funding (26.1% success rate). 3 of the successful applications were for Indigenous Arts Projects.

Table 5 – Applications, Sponsorships and Success Rate by Artform – March 2004 Round

Artform	Applications Received				Sponsorships Awarded				Success Rate	
	No.	%	Value \$	%	No.	%	Value \$	%	Appl'ns funded by number	Appl'ns funded by value\$
Film, TV & New Media	13	15.7	\$98,073	13.5	5	18.5	\$22,050	14.5	38.5	22.5
Indigenous Dance	1	1.2	\$8,535	1.2	1	3.7	\$7,200	4.7	100	84.4
Indigenous Literature	3	3.6	\$34,687	4.8	0	0.0	\$0	0.0	0.0	0.0
Indigenous Multi-Arts	7	8.4	\$85,950	11.8	3	11.1	\$18,800	12.4	42.9	21.9
Indigenous Music	4	4.8	\$25,000	3.4	4	14.8	\$23,000	15.1	100	92
Indigenous Theatre	1	1.2	\$15,000	2.1	0	0.0	\$0	0.0	0.0	0.0
Indigenous Visual Arts	10	12.0	\$97,696	13.4	1	3.7	\$1,000	0.7	10	1
Multi-Arts	16	19.3	\$156,115	21.4	3	11.1	\$19,000	12.5	18.8	12.2
Dance	4	4.8	\$25,617	3.5	1	3.7	\$8,400	5.5	25	32.8
Literature	7	8.4	\$31,287	4.3	4	14.8	\$17,400	11.4	57.1	55.6
Visual Arts	7	8.4	\$43,815	6.0	0	0.0	\$0	0.0	0.0	0.0
Theatre	4	4.8	\$43,435	6.0	4	14.8	\$30,200	19.9	100	69.5
Music	6	8.4	\$63,500	8.7	1	3.7	\$5,000	3.3	16.7	7.9
TOTAL	83	100	\$728,710	100	27	100	\$152,050	100		



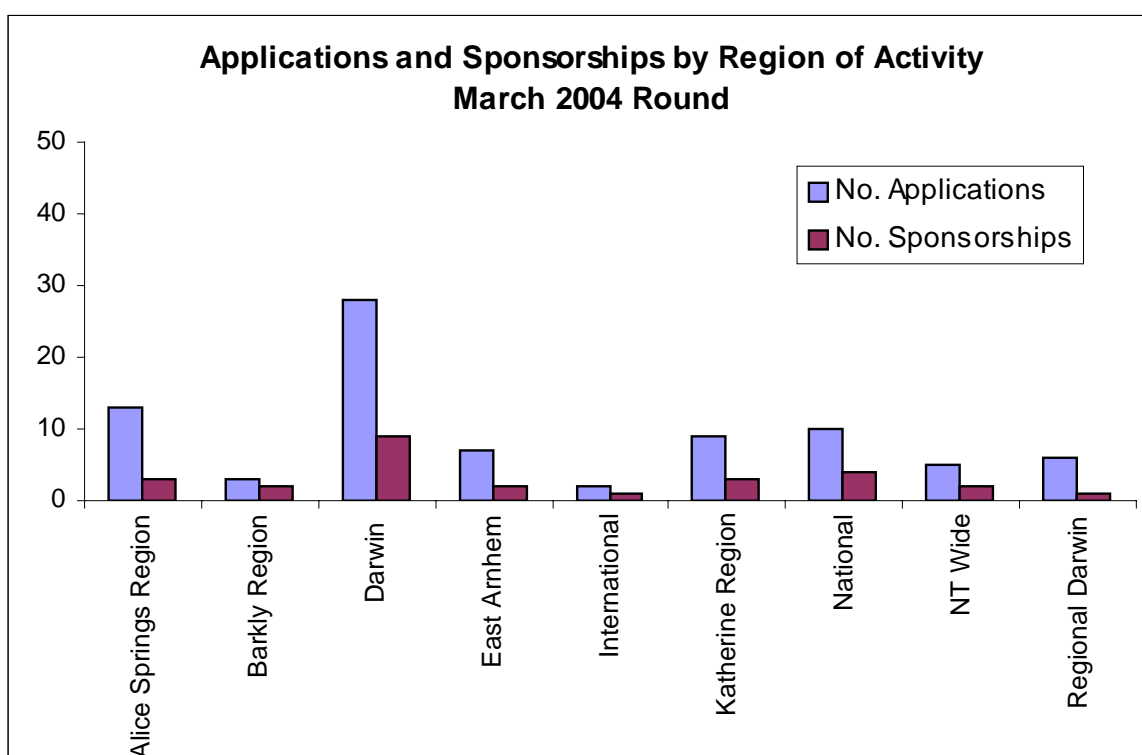


Region of Activity

- In respect of the total value of applications, activities in the Darwin Region represented 26.5% (28 applications), Alice Springs Region (19.7% - 13 applications) and NT Wide activities (8.4% - 5 applications).
- Of the total value of funding awarded, a significant 33.3% was for Darwin activities, followed by 14.8% for activities with a national focus. The Alice Springs Region also received 11.1%.
- There was a significant increase in funding awarded to the Barkly Region receiving 12.8% of the total value awarded in comparison the October 2003 Round which did not see the Barkly Region awarded any funding. In this round, the number of applications received from the Barkly Region compared to the number of applications awarded funding, resulted in a success rate of 66.7%.

Table 6 – Applications, Sponsorships and Success Rate by Region of Activity – March 2004 Round

Region of Activity	Applications Received				Sponsorships Awarded				Success Rate	
	No.	%	Value \$	%	No.	%	Value \$	%	Appl'ns funded by number	Appl'ns funded by value\$
Alice Springs Region	13	15.7	\$143,647	19.7	3	11.1	\$22,050	14.8	23.1	15.7
Barkly Region	3	3.6	\$31,500	4.3	2	7.4	\$19,400	12.8	66.7	61.6
Darwin	28	33.7	\$193,097	26.5	9	33.3	\$48,300	31.8	32.1	25.0
East Arnhem	7	8.4	\$92,900	12.7	2	7.4	\$13,900	9.1	28.6	15.0
International	2	2.4	\$5,007	0.7	1	3.7	\$2,400	1.6	50.0	47.9
Katherine Region	9	10.8	\$94,746	13.0	3	11.1	\$16,500	10.9	33.3	17.4
National	10	12.0	\$46,833	6.4	4	14.8	\$14,050	9.2	40.0	30.0
NT Wide	5	6.0	\$60,000	8.2	2	7.4	\$10,000	6.6	40.0	16.7
Regional Darwin	6	7.2	\$60,980	8.4	1	3.7	\$5,000	3.3	16.7	8.2
TOTAL	83	100	\$728,710	100	27	100	\$152,050	100		



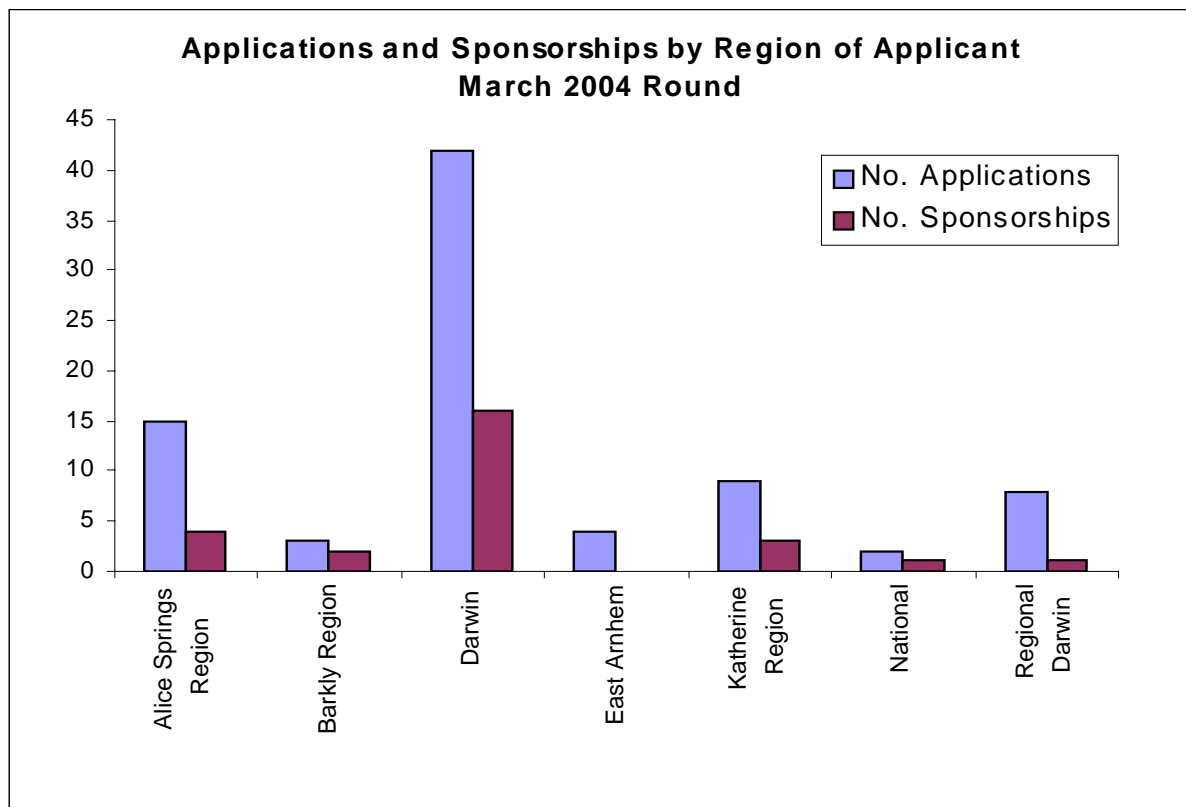


Region of Applicant

- Applicants from the three major regions; Darwin (50.6%), Alice Springs (18.4%) and Katherine (10.8%) submitted the majority of the applications received.
- In comparison to the October 2003 Round, Barkly Region applicants had an increased success rate from 50% to 66.7% based on the number of applications funded.
- There were four applications submitted by East Arnhem applicants requesting 6.8% of the total value of applications, however, none were successful in being awarded funding in the March 2004 Round compared to a success rate of 30.3% (by value) in the October 2003 Round.

Table 7 – Applications, Sponsorships and Success Rate by Region of Applicant – March 2004 Round

Region of Applicant	Applications Received				Sponsorships Awarded				Success Rate	
	No.	%	Value \$	%	No.	%	Value \$	%	Appl'ns funded by number	Appl'ns funded by value\$
Alice Springs Region	15	18.1	\$162,030	22.2	4	14.8	\$27,500	18.1	26.7	17.0
Barkly Region	3	3.6	\$31,500	4.3	2	7.4	\$19,400	12.8	66.7	61.6
Darwin	42	50.6	\$318,074	43.6	16	59.3	\$81,650	53.7	38.1	25.7
East Arnhem	4	4.8	\$49,900	6.8	0	0.0	\$0	0.0	0.0	0.0
Katherine Region	9	10.8	\$94,746	13.0	3	11.1	\$16,500	10.9	33.3	17.4
National	2	2.4	\$5,800	0.8	1	3.7	\$3,000	2.0	50.0	51.7
Regional Darwin	8	9.6	\$66,660	9.1	1	3.7	\$4,000	2.6	12.5	6.0
TOTAL	83	100	\$728,710	100	27	100	\$152,050	100		



Appendix 1 – Assessment Report – March 2004 Round

Successful Applications - March 2004 Round

<u>Applicant</u>	<u>Activity Title</u>	<u>Artform</u>	<u>Region of Applicant</u>	<u>Amount Approved</u>
Indigenous Arts				
Aboriginal and Torres Strait Islander Arts (Katherine)	Dry Season Project Officer	Multi Arts	Katherine Region	\$4,500
Bininj	Bininj Tour	Music	Darwin Regional	\$4,000
Lee, Gary	Nice Coloured Dolls	Visual Arts	Darwin	\$1,000
Lewis, Tom E.	CD Recording	Music	Katherine Region	\$9,000
McKenzie, Noeletta	Wild Water Band Recording	Music	Darwin	\$5,000
NT Music School	Maningrida Brass to perform with Queensland Orchestra - Archestra Alive 2004	Music	Darwin	\$5,000
Ricardo, Shauna & Lang, Gary	Your Business My Business	Dance	Darwin	\$7,200
STRINGWORLD	Stringworld Cultural Project 2004	Multi Arts	Darwin	\$3,900
Waralungku Arts	Waralungku Arts Developmental Funds	Multi Arts	Barkly Region	\$10,400
			Sub Total	\$50,000
Film, Television and New Media				
Australian Guild of Screen Composers	Darwin Festival Film Workshop	Film & Video	Darwin	\$5,000
Australian Network for Art and Technology	Indigenous New Media Lab 2004	Film & Video	NT Wide	\$3,000
Burrundi Pictures Pty Ltd	Bukmak Galiwin'ku	Film & Video	Darwin	\$10,000
Katherine Regional Arts Inc (Arts Katherine)	Katherine Film Workshops	Film & Video	Katherine Region	\$3,000
Smith, Malcolm	Northern Territorialisations' Electrofringe 2004	Film & Video	Darwin	\$1,050
			Sub Total	\$22,050
Northern Territory Projects				
Corrugated Iron Youth Arts Inc	Greeks Outdoors	Theatre	Darwin	\$4,000
Corrugated Iron Youth Arts Inc	Obernewtyn	Theatre	Darwin	\$8,000
Dynamic Energy (D.NRG)	Proof of Identity	Multi Arts	Darwin	\$4,000
InCite Youth Arts	Desert Creature Creations	Multi Arts	Alice Region	\$6,000
Knock-em-Down Theatre	End of Year Revue 2004	Theatre	Darwin	\$5,700
Mooney, Meg	Drawings and Poems from the Desert	Literature	Alice Region	\$4,000
Northern Territory Writers' Centre Inc	True North: Contemporary Writing from the NT	Literature	NT Wide	\$5,000
Northern Territory Writers' Centre Inc	Regional Young and Emerging Mentorship Program	Literature	NT Wide	\$6,000
Nyinkka Nyunyu Art and Culture Centre	Youth Performing Arts Project	Multi Arts	Barkly Region	\$9,000
Red Dust Theatre	Barracking	Theatre	Alice Region	\$12,500
Thibodeaux, Sandra	Participation in the Ubud Writers' Festival	Literature	Darwin	\$2,400
Tracks Inc	The Tarkinjira Project	Dance	Darwin	\$8,400
Urban, Tashka	First CD Recording with Accomplished Producer	Music	Alice Springs	\$5,000
			Sub Total	\$80,000
			GRAND TOTAL	\$152,050