



Northern Territory Government
Department of Community Development, Sport & Cultural Affairs

ARTS NT

ARTS, MUSEUMS & LIBRARY SERVICES

Arts Sponsorship Program


Assessment Report

October 2003 Round

ARTS NT

First Floor 9-11 Cavenagh Street
GPO Box 1774
DARWIN NT 0801
T: 08 8999 8981
T: 1800 678 237
F: 08 8999 8949
E: arts.office@nt.gov.au
W: www.arts.nt.gov.au

arts NT





Introduction

This report provides information on applications submitted to the October 2003 Round of the Northern Territory Arts Sponsorship Program.

It is hoped that this feedback will provide applicants with the necessary information to ensure that applications are presented to their best advantage in order to meet funding criteria in a competitive environment.

Aim of the Arts Sponsorship Program

The Program supports and reflects the Northern Territory Government's commitment to *Bring out the Best for the Arts in the Territory* through:

- seeing the arts flourish with an active and supported arts community as an important contributor to the Territory lifestyle; and
- encouraging growth opportunities for individual artists and arts organisations.

In line with Northern Territory Government policy, Arts NT's programs and initiatives aim to ensure that all Territorians have access to a full range of arts activities which offer choices in terms of interest, diversity, access and affordability. The Program provides financial support for a diverse range of Territory-wide arts activities.

Additional program categories were introduced to the October 2003 Round using the existing Arts Sponsorship Program criteria for assessment:

- *Indigenous Arts* under the Northern Territory Indigenous Arts Strategy: *Building Strong Arts Business*, including;
 - Indigenous Music Local Touring Subsidy; and
 - Indigenous Arts Projects, including skills development and regional arts initiatives.
- *Film, Television and New Media* – in line with the introduction of the Northern Territory Office of Film, Television and New Media.



Outcomes of the October 2003 Round

Summary tables (tables 1-7) are attached providing comparative data from October 2002 and the March and October 2003 Rounds.

In October 2003 Round 51 arts projects across the Territory were funded from a total of 129 applications received. The total amount of funding awarded was \$246,450. Full funding was approved for 8 applications. A complete list of successful applications for the October 2003 Round is at **Appendix 1**.

The release of the Northern Territory Indigenous Arts Strategy: *Building Strong Arts Business* and the announcement of the establishment of the Northern Territory Office of Film, Television and New Media stimulated additional applications, contributing to the substantial increase in applications submitted, and funding requested, for the October 2003 Round.

Applications to the October 2003 Round totalled \$1.191m, an increase in funding requests of 93% in comparison with the March 2003 Round.

Artform

- The number of applications submitted against the various artforms was well spread, and included Indigenous Arts (34.9%) and Film, TV and New Media (17.1%), these artforms also received a high percentage of the funding (37.8% and 7.8% by value respectively).
- Indigenous Music Touring were 3.9% of the total applications, however, had a success rate of 97.2% based on the value of funded applications.
- There were 5 applications submitted under Dance which was 3.9% of the total applications, resulting in 1 application being awarded funding (4.1% of total applications).

Region of Activity

- Applications were received for activities in the Darwin Region (26.4%), Alice Springs Region (19.4%) and for NT Wide activities (20.2%).
- A significant 21.3% (by value) of funding was for NT Wide activities, followed by 12.6% (by value) of funding for activities in the Katherine Region (12.4% of the total applications received).
- There was no funding awarded for activities in the Barkly Region (2.3% of total applications received).

Artists and applicants

Applications to the October 2003 Round reflected a diversity of interests:

- 45 applications were from Indigenous artists or for Indigenous arts activities, of which 19 were successful in gaining funding (42% success rate).
- 13 applications were from multicultural artists/organisations or for activities with significant multicultural participation, of which 5 were successful in gaining funding (38% success rate).
- 48 applications were from individual artists, of which 13 were successful in gaining funding (27% success rate).
- 38 applications were from first time applicants, including organisations, with 14 being successful in gaining funding (37% success rate).
- There was only one application for a skills development activity. This application was not successful in gaining funding.



Arts Grants Board – Assessment Panel Comments

The October 2003 Round Assessment Panel comprised Ms Gillian Harrison (Chairperson), Mr Craig Mathewson, Ms Heather Shearer, Ms Pirjo Ward, Ms Citty Williams, Mr Ken Conway and Mr Chris Capper representing DCDSCA. A full list of the Arts Grants Board membership is available on page 12 of this report.

The meeting of the Assessment Panel was held in Alice Springs. Arts NT staff Ms Christine Silvester, Assistant Director, Arts Development and Ms Kari Christmas, Arts Sponsorships Program Officer, attended the meeting to provide secretariat support.

Assessment Panel members have provided the following general comments relating to the October 2003 Round.

General

- There was a big increase in the number of applications submitted to this Round, which has been attributed to the release of the Northern Territory Indigenous Arts Strategy: *Building Strong Arts Business* and the establishment of a grants program under the Northern Territory Office of Film, Television and New Media.
- The quality of the applications submitted was of a high standard and the projects were considered to be very innovative and creative.
- The Board commented that overall applications have developed, and demonstrated an evolution of the professionalism and creativity of the arts community in the Northern Territory.
- This Round was the most difficult Round for the Board to make decisions on since its inception, as many applications rated highly on artistic merit.
- Applicants are encouraged to include more information about the stage of the project for which funding is being sought, ie. concept/creative development or presentation of an exhibition or event.
- Applications to the Arts Sponsorship Program should provide clear details of the proposed project, content and participants, to give evidence of artistic merit, and should also provide details of the track record of the applicant.
- Applicants should note that incomplete applications will not be accepted.

Presentation

- Applicants are reminded that in order to be eligible all applications must be submitted on the current Arts NT application form, available through the website or from Arts NT.
- Typed applications are preferred if possible, as handwritten applications are difficult to read and do not photocopy well.
- Where applications are handwritten **black** ink must be used (as blue ink does not photocopy) and handwriting must be legible.
- Applicants who experience difficulties with the electronic versions of the application forms provided on the website or by Arts NT, should contact Arts Sponsorships Program Officers for assistance.



Arts Grants Board – Assessment Panel Comments (continued)

Support Material

- Applications for Literature projects should include a sample of the applicant's work.
- A one-page Curriculum Vitae summarising the artists/participants experience is sufficient.
- Guidelines under the Film, Television and New Media category will be further developed on appointment of the new Director to the Office of Film, Television and New Media, however, current applicants are encouraged to include a one-page synopsis, a half-page treatment, and character breakdowns.
- All applications must include relevant artistic support material including artform examples eg:
 - Photographs or 35mm slides (up to five)
 - VHS video tapes (maximum ten minutes)
 - Audio cassettes or Music CD's (up to three tracks)
 - CD Rom (PC formatted)
 - Published or written material
 - Programs, catalogues etc.

Budget Worksheets

- In future, all applicants will be required to provide budget breakdowns and explanations for project applications above \$5,000. The application form will be amended to reflect this requirement.
- Applications should include a detailed budget, including other sources of income and if they are confirmed, and quotes for items of the project that will be outsourced (eg. Design, printing etc).
- Applicants submitting applications under the Film, Television and New Media category should include advice as to whether they have approached funding, producing or screening agencies such as SBS, ABC, Australian Film Commission etc, or other organisations for additional funding for the project for which funding is being sought.

Acquittals

- All applicants are reminded that failure to acquit previous grants provided by Arts NT under the Arts Sponsorship Program may result in further applications not being accepted or considered for funding. If you are unsure of your acquittal status, please contact Arts Sponsorship Program Officers.

Alternative Support

- Arts Sponsorship funding is generally not provided for the total cost of any project. Applications are assessed with reference to earned income, and the amount of support (including in-kind) from other sources. Arts Sponsorship Program Officers can provide information about other sources of funding, which are also listed in the Arts Sponsorship *Information for Applicants* booklet.



Assessment Process

Applications are assessed against set criteria and guidelines. Funding decisions are made by the Northern Territory Arts Grants Board. The establishment of the Northern Territory Arts Grants Board in 2002, provides for a transparent, accountable and “arms-length” peer assessment process for the allocation of Arts Sponsorship Program project funding.

The Board members are appointed by the Minister for Arts and Museums for a two-year term. The role of the Arts Grants Board is to assess applications for financial assistance from the Arts Sponsorship Program across all artforms with the aim of supporting those proposals which meet the published criteria and which demonstrate the greatest potential to enhance and develop the artistic and cultural life of the Northern Territory.

The current Board comprises:

Ms Gillian Harrison (Chairperson)	Darwin
Ms Joanna Barrkman	Darwin
Mr Peter Callinan	Barkly/Gulf region
Mr Ken Conway	Darwin
Mr Gary Lee	Darwin
Mr Craig Mathewson	Alice Springs
Ms Fleur Parry	Beswick/Katherine
Mr Bong Ramilo	Darwin
Ms Heather Shearer	Alice Springs
Ms Pirjo Ward	Palmerston
Mr Don Whyte	Darwin
Ms Citt Williams	Alice Springs
Ms Rosemary Plummer	Tennant Creek/Barkly
The Director, Arts NT	(representing the Department of Community Development, Sport and Cultural Affairs, DCDSCA)

During 2003 two vacancies on the Arts Grants Board were advertised and filled by Ms Citt Williams and Ms Rosemary Plummer.

For each Round an Assessment Panel is drawn from the Arts Grants Board, which consists of the Chairperson, five members, and a Northern Territory Government representative.

Applications to the Round are assessed primarily on **artistic merit**. Each application is also assessed initially against the following criteria:

- relevance to arts or artform development
- potential employment of professional artists
- appropriate artistic standards
- innovation and originality
- community and arts sector support where appropriate
- confirmed involvement of participants
- identifiable outcomes and project objectives
- adequate planning and research
- resources, skills and ability to manage the activity
- accurately costed and viable budget
- support from other funding sources, including in-kind support or earned income
- particular benefits to a specific region



More information is contained in the Arts Sponsorship *Information for Applicants* including activities that are generally excluded from funding under the Arts Sponsorship Program. It should be noted that only Northern Territory residents are eligible to apply for Arts Sponsorship Funding.

Arts NT is available to provide advice to applicants regarding the Arts Sponsorship Program. Applicants are strongly advised to contact Sponsorship Program Officers several weeks before the closing date on 8999 8948 or toll free 1800 678 237 for assistance prior to submitting applications.

Budgets are set for each individual Program Category, and applications are assessed against set criteria and artistic merit. Sponsorships are awarded in accordance with specific Funding Categories, and are identified by Artform.

Program Categories:

- Film, Television and New Media
- Indigenous Arts
- Northern Territory Projects
- Regional Arts Fund

Funding Categories:

- Up to and including \$5,000
- \$5,001 – \$15,000

Artforms:

- Film, Television and New Media
- Indigenous Music Touring
- Indigenous Dance, Literature, Multi-Arts, Music, Theatre and Visual Arts
- Dance
- Literature
- Multi-Arts
- Music
- Theatre
- Visual Arts

The Northern Territory Government continues to support cultural development in communities, in partnership with the Commonwealth Government through the Regional Arts Fund (RAF), and under guidelines provided by RAF, encouraging the formation of partnerships, increasing skills development initiatives and emphasising development through the arts in regional and remote communities. Applicants need to be aware that additional criteria apply for applications made to RAF. These are listed in the Arts Sponsorship *Information for Applicants* booklet.

Applicants who were not successful in receiving funding in the October 2003 Round are urged to read the guidelines in the Arts Sponsorship *Information for Applicants* booklet carefully, as selection criteria may not have been met. Previously unsuccessful applications can be re-submitted to the Arts Sponsorship Program, if the application has been redeveloped to satisfy selection criteria. Arts Sponsorship Program Officers are available to provide advice on revising applications and on alternative support avenues for arts activities.

The next closing date for applications is 15 March 2004 for projects starting after July 1 2004.



Explanatory Notes, Appendices and Tables

Explanatory Notes

Following are definitions and explanatory notes for the information contained within this report.

- *Applications received* – Individual requests for funding support.
- *Sponsorships paid* – Applications that received funding support.
- *No.* – The number of applications or sponsorships.
- *Value \$* - The dollar value of applications or sponsorships.
- Note: Percentages listed in Tables 1, 2, and 3 have been rounded to the nearest whole number.

Appendices

Appendix 1 – A complete list of successful applications for the October 2003 Round.

Tables

Arts sponsorship funding – recent round comparisons and current round statistics. Please note that the October 2003 Round was the first round to include specific categories for Indigenous Arts & Film, Television and New Media projects and therefore impacts on the trends of statistics.

- 1. Funding Category – Up to \$5,000**
October 2002, March and October 2003 Rounds
- 2. Funding Category - \$5,001 - \$15,000**
October 2002, March and October 2003 Rounds
- 3. Total Applications Received and Sponsorships Paid**
October 2002, March and October 2003 Rounds
- 4. Applications, Sponsorships and Success Rate by Program Category**
October 2003 Round
- 5. Applications, Sponsorships and Success Rate by Artform**
October 2003 Round
- 6. Applications, Sponsorships and Success Rate by Region of Activity**
October 2003 Round
- 7. Applications, Sponsorships and Success Rate by Region of Applicant**
October 2003 Round



Statistical Information

Funding Category

- In this Round there were slightly more applications for the \$5,001 - \$15,000 funding category (57%) than from the \$5,000 and below funding category (43%).
- The majority of projects were funded from the \$5,000 and below funding category (73%) in comparison to the \$5,001-\$15,000 funding category (27%).
- The total number of applications funded in the October 2003 Round (51) has slightly increased in comparison to March 2003 Round (46) and the October 2002 Round (35).
- The total amount of funding awarded in this Round was 21% of applications by value, compared to 44% in the March 2003 Round and 34% in the October 2002 Round. However, the total value of applications received for this Round was 93.4% (value) higher than the total value of applications received for the March 2003 Round.

Table 1 – Funding Category – Up to \$5,000 (October 2003, March and October 2002 Rounds)

Up to \$5,000						
Applications by Number				Applications by Amount (\$)		
	Received	Approved	Success %	Received	Approved	Success %
October 2003	56	37	66%	\$232,141	\$119,080	51%
March 2003	38	26	68%	\$160,792	\$103,982	65%
October 2002	34	15	44%	\$121,819	\$42,564	35%

Table 2 – Funding Category \$5,001 - \$15,000 (October 2003, March and October 2002 Rounds)

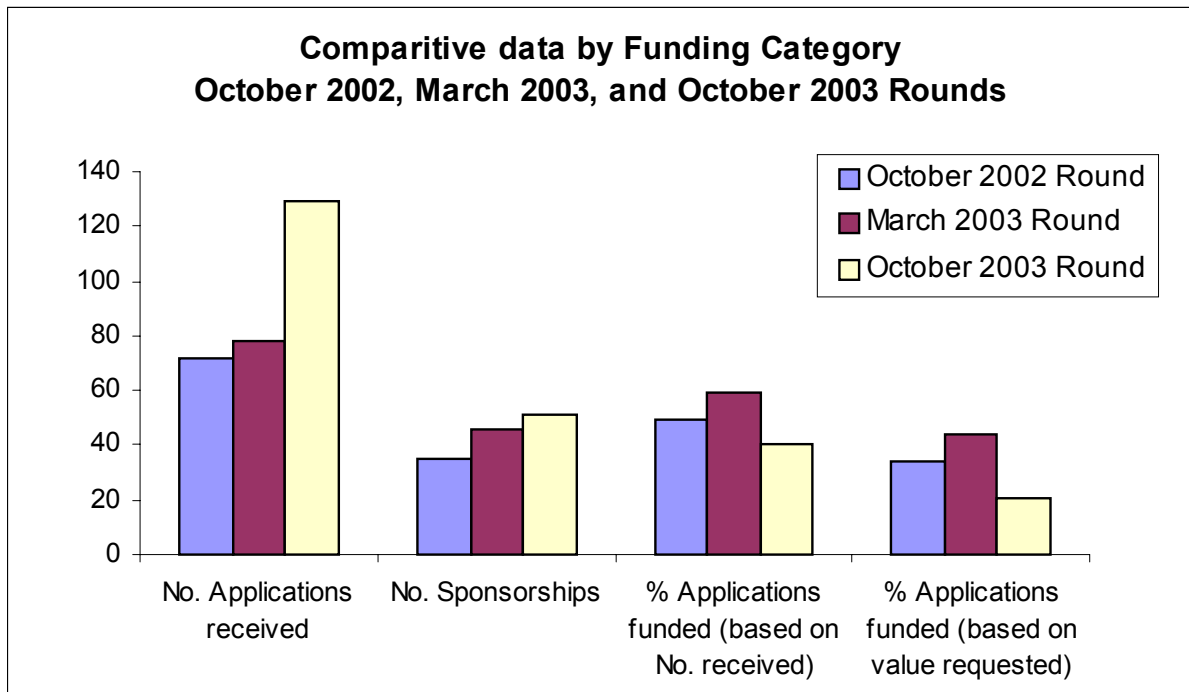
\$5,001 - \$15,000						
Applications by Number				Applications by Amount (\$)		
	Received	Approved	Success %	Received	Approved	Success %
October 2003	73	14	19%	\$958,598	\$127,370	13%
March 2003	40	20	50%	\$456,048	\$166,015	36%
October 2002	38	20	53%	\$458,006	\$157,437	34%

Table 3 – Total Applications Received and Sponsorships Approved (October 2003, March and October 2002 Rounds)

Total Applications Received and Sponsorships Approved						
Applications by Number				Applications by Amount (\$)		
	Received	Approved	Success %	Received	Approved	Success %
October 2003	129	51	40%	\$1,190,739	\$246,450	21%
March 2003	78	46	59%	\$616,840	\$269,997	44%
October 2002	72	35	49%	\$579,825	\$200,001	34%



Comparative data by Funding Category – October 2002, March 2003, and October 2003 Rounds
(From previous page)



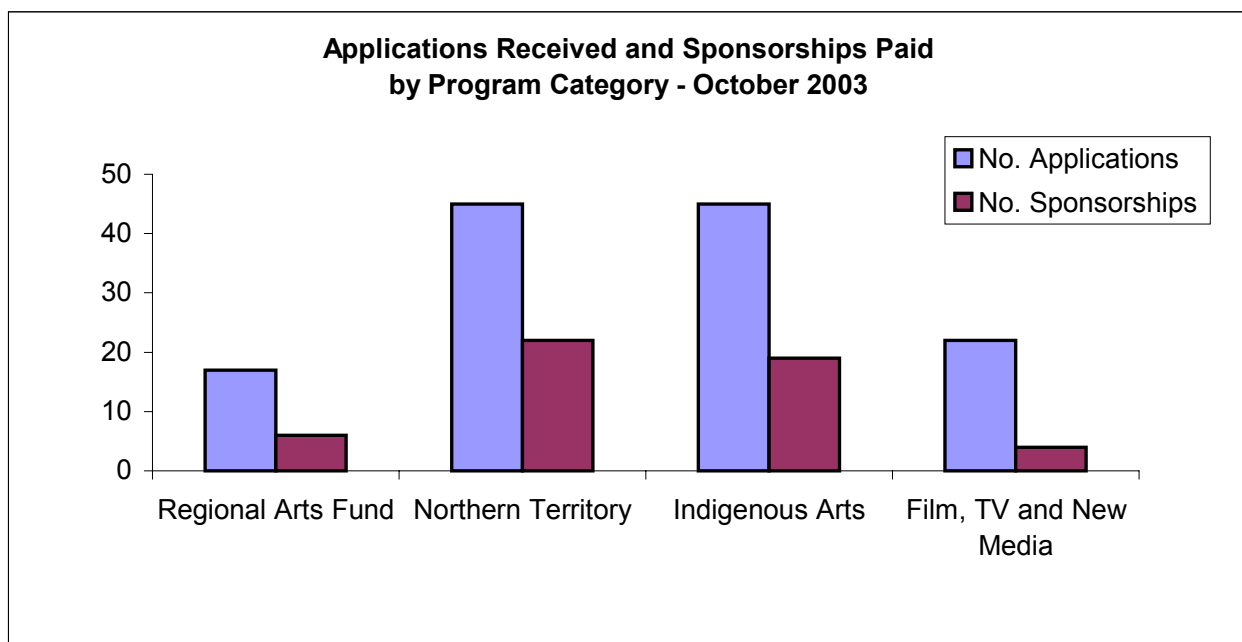


Program Category

- In this Round there was an equal amount of applications seeking funding from the Northern Territory Projects program category and the Indigenous Arts program category (34.9%), whilst the requests under the Regional Arts Fund program category (13.2%) and Film, TV and New Media program category (17.1%) were significantly less.
- The majority of funding was awarded under the Northern Territory Projects category (49.5% by value). The funding awarded across the Regional Arts Fund, Indigenous Arts program, and Film, TV and New Media program categories being less (8.3%, 35.5%, and 6.7% by value respectively).

Table 4 – Applications, Sponsorships and Success Rate by Program Category – October 2003 Round

Program Category	Applications Received				Sponsorships Paid				Success Rate	
	No.	%	Value \$	%	No.	%	Value \$	%	Appl'ns funded by number	Appl'ns funded by value\$
Film, TV and New Media	22	17.1	\$179,635	15.1	4	7.8	\$16,450	6.7	18.2%	9.2%
Indigenous Arts	45	34.9	\$461,472	38.8	19	37.3	\$87,600	35.5	42.2%	19.0%
Northern Territory Projects	45	34.9	\$403,552	33.9	22	43.1	\$122,000	49.5	48.9%	30.2%
Regional Arts Fund	17	13.2	\$146,080	12.3	6	11.8	\$20,400	8.3	35.3%	14.0%
TOTAL	129	100	\$1,190,739	100	51	100	\$246,450	100		



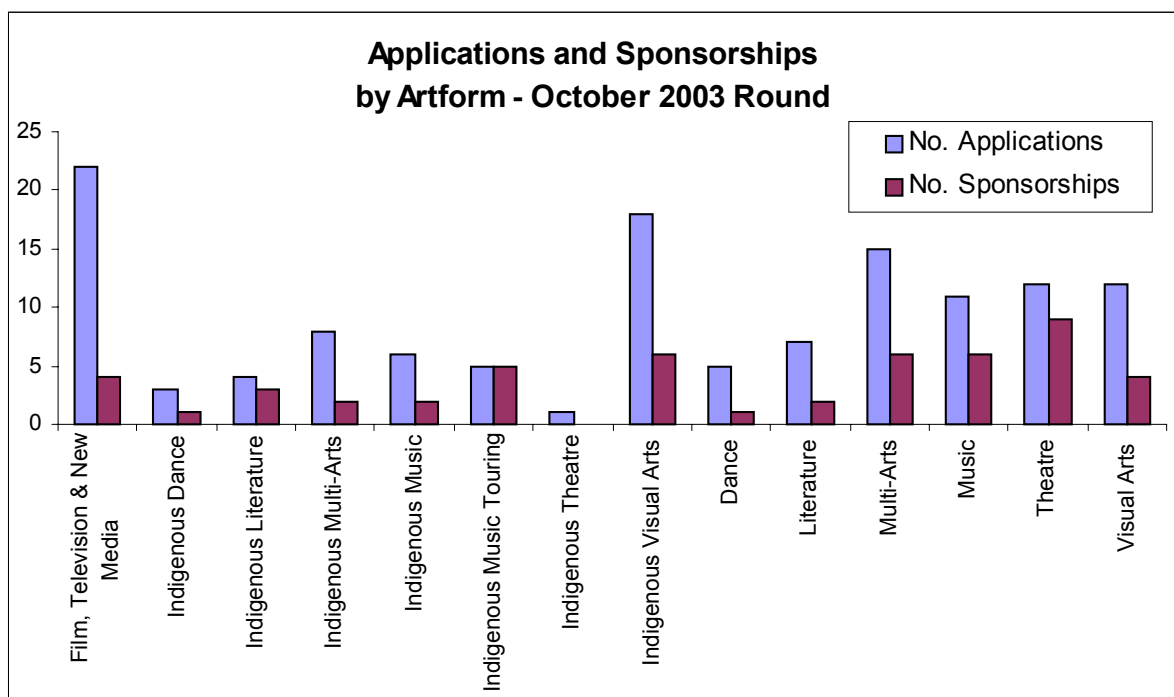


Artform

- The number of applications submitted against the various artforms was well spread, with the exception of Indigenous Arts (31%) and Film, TV and New Media (17.1%), receiving 25% and 6.7% funding by value respectively.
- Indigenous Music Touring were 3.9% of the total applications, however, had a success rate of 97.2% based on the value of funded applications.
- There were 5 applications submitted under Dance which was 3.9% of the total applications, resulting in 1 application being awarded funding (4.1% of total applications).

Table 5 – Applications, Sponsorships and Success Rate by Artform – October 2003 Round

Artform	Applications Received				Sponsorships Paid				Success Rate	
	No.	%	Value \$	%	No.	%	Value \$	%	Appl'ns funded by number	Appl'ns funded by value\$
Film, TV & New Media	22	17.1	\$179,635	15.1	4	7.8	\$16,450	6.7	18.2%	9.2%
Indigenous Arts	40	30.2	\$435,752	36.6	14	27.5	\$62,600	25.4	35%	14.4%
Indigenous Music Touring	5	4.7	\$25,720	2.2	5	9.8	\$25,000	10.1	100%	97.2%
Multi-Arts	15	11.6	\$149,296	12.5	6	11.8	\$23,500	9.5	40%	15.7%
Dance	5	3.9	\$38,000	3.2	1	2.0	\$10,000	4.1	20%	26.3%
Literature	7	5.4	\$54,610	4.6	2	3.9	\$12,500	5.1	28.6%	22.9%
Visual Arts	12	9.3	\$66,675	5.6	4	7.8	\$20,500	8.3	33.3%	30.7%
Theatre	12	9.3	\$152,016	12.8	9	17.6	\$54,400	22.1	75%	35.8%
Music	11	8.5	\$89,035	7.5	6	11.8	\$21,500	8.7	55.4%	24.1%
TOTAL	129	100	\$1,190,739	100	51	100	\$246,450	100		



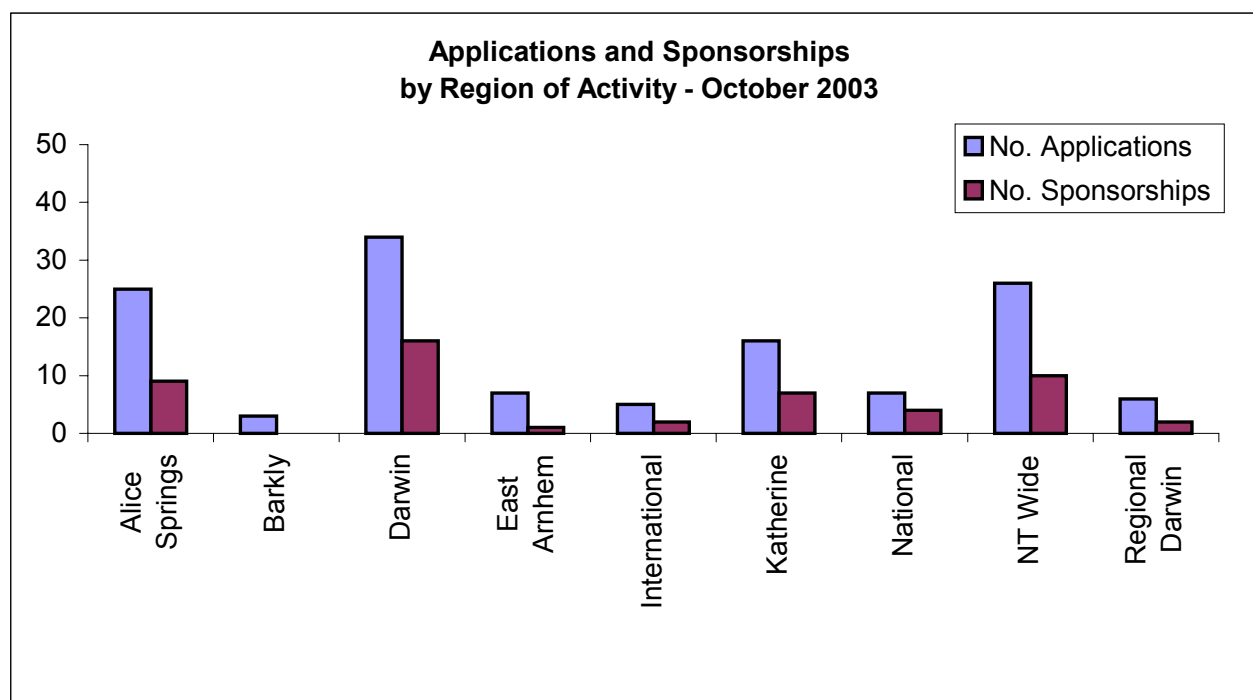


Region of Activity

- Applications were received for activities in the Darwin Region (26.4%), Alice Springs Region (19.4%) and for NT Wide activities (20.2%).
- A significant 21.3% (by value) of funding was for NT Wide activities, followed by 12.6% (by value) of funding for activities in the Katherine Region, which was 12.4% of the total applications received.
- No applications for activities in the Barkly Region (2.3% of total applications received) received funding.

Table 6 – Applications, Sponsorships and Success Rate by Region of Activity – October 2003 Round

Region of Activity	Applications Received				Sponsorships Paid				Success Rate	
	No.	%	Value \$	%	No.	%	Value \$	%	Appl'ns funded by number	Appl'ns funded by value\$
Alice Springs Region	25	19.4	\$210,831	17.7	9	17.6	\$31,900	12.9	36.0%	15.1%
Barkly Region	3	2.3	\$39,745	3.3	0	0.0	\$0	0.0	0.0%	0.0%
Darwin	34	26.4	\$304,806	25.6	16	31.4	\$87,750	35.6	47.1%	28.8%
East Arnhem	7	5.4	\$69,396	5.8	1	2.0	\$3,550	1.4	14.3%	5.1%
International	5	3.9	\$26,769	2.2	2	3.9	\$4,500	1.8	40.0%	16.8%
Katherine Region	16	12.4	\$200,162	16.8	7	13.7	\$31,050	12.6	43.8%	15.5%
National	7	5.4	\$69,411	5.8	4	7.8	\$28,500	11.6	57.1%	41.1%
NT Wide	26	20.2	\$212,969	17.9	10	19.6	\$52,500	21.3	38.5%	24.7%
Regional Darwin	6	4.7	\$56,650	4.8	2	3.9	\$6,700	2.7	33.3%	11.8%
TOTAL	129	100	\$1,190,739	100	51	100	\$246,450	100		



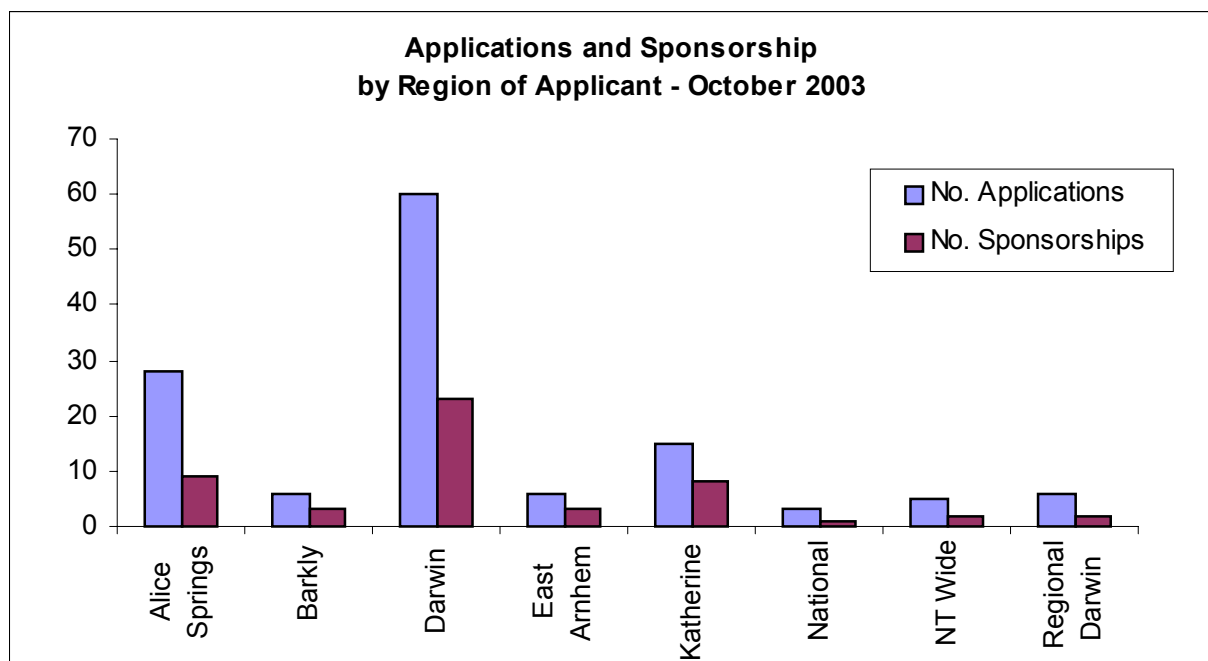


Region of Applicant

- Applicants from the three major regions; Darwin (46.5%), Alice Springs (21.7%) and Katherine (11.6%) submitted the majority of the applications received.
- Applicants from Regional Darwin, East Arnhem and Barkly each submitting 4.7% of the total applications.
- East Arnhem and Barkly Region applicants had a 50% success rate based on the number of applications funded, whereas Regional Darwin applicants had a success rate of 33.3%.

Table 7 – Applications, Sponsorships and Success Rate by Region of Applicant – October 2003 Round

Region of Applicant	Applications Received				Sponsorships Paid				Success Rate	
	No.	%	Value \$	%	No.	%	Value \$	%	Appl'ns funded by number	Appl'ns funded by value\$
Alice Springs Region	28	21.7	\$236,391	19.9	9	17.6	\$33,900	13.8	32.1%	14.3%
Barkly Region	6	4.7	\$55,465	4.7	3	5.9	\$15,000	6.1	50.0%	27.0%
Darwin	60	46.5	\$513,411	43.1	23	45.1	\$123,250	50.0	38.3%	24.0%
East Arnhem	6	4.7	\$54,700	4.6	3	5.9	\$16,550	6.7	50.0%	30.3%
Katherine Region	15	11.6	\$185,162	15.6	8	15.7	\$36,050	14.6	53.3%	19.5%
National	3	2.3	\$39,000	3.3	1	2.0	\$2,500	1.0	33.3%	6.4%
NT Wide	5	3.9	\$58,960	5.0	2	3.9	\$12,500	5.1	40.0%	21.2%
Regional Darwin	6	4.7	\$47,650	4.0	2	3.9	\$6,700	2.7	33.3%	14.1%
TOTAL	129	100	\$1,190,739	100	51	100	\$246,450	100		



Successful Applications - October 2003 Round

<u>Applicant</u>	<u>Activity Title</u>	<u>Region</u>	<u>Artform</u>	<u>Interest Group</u>	<u>Amount Received</u>
Regional Arts Fund					
InCite	First Half Year Activities - 2004	Alice Springs	Multi-Arts	Youth	\$6,000
Music NT	Music Deli Series 2004	Alice Springs	Music	Non-Specific	\$4,000
NT Writers' Centre	Regional Literary Events 2004	NT Wide	Literature	Non-Specific	\$5,500
Red Dust Theatre	Barracking	Alice Springs	Theatre	Non-Specific	\$2,400
Territory Craft - Katherine Division	Katherine Regional Artspace 2004	Katherine	Visual Arts	Non-Specific	\$2,000
Trash Youth Theatre	Trash-burger	Alice Springs	Theatre	Youth	\$500
				Sub Total	\$20,400
Indigenous Arts					
Aboriginal and Torres Strait Islander Arts (Katherine)	Music Without Humbug	Katherine	Indigenous Arts	ATSI	\$5,000
Alpurrurulam Community Government Council	Alpurrurulam Arts/Media Initiative	National	Indigenous Arts	ATSI	\$2,500
Aritarlpilta Community Government Council	Aitijere Arts Development	Alice Springs	Indigenous Arts	ATSI	\$4,000
Barkly Regional Arts	"Epenarra Country Gospel Band Regional Tour 2004"	NT Wide	Indigenous Music Touring	ATSI	\$4,400
Buku-Larrngay Mulka Centre	Buku-Larrngay Printer Training	East Arnhem	Indigenous Arts	ATSI	\$3,550
Djilpirrin Aboriginal Corporation	Corroboree Season 2004	Katherine	Indigenous Arts	ATSI	\$5,000
Gurungu Council Aboriginal Corporation	Stormriders Band Tour 2004	NT Wide	Indigenous Music Touring	ATSI	\$4,280
High Tide Band	High Tide Band Tour 2004	NT Wide	Indigenous Music Touring	ATSI	\$6,320
IAD Press	Bob Randall's Book Tour 2004	National	Indigenous Arts	ATSI	\$6,000
Indigenous Youth Arts Committee	Nite Street	Darwin	Indigenous Arts	ATSI	\$3,000
Irrkerlantye Art Centre	Family Ties: an Exhibition of Irrkerlantye Artists	Alice Springs	Indigenous Arts	ATSI	\$4,500
Katherine Regional Arts	Arts - Get Into It!	Katherine	Indigenous Arts	ATSI	\$4,000
Lake, Paul	Kumantjaj Singuain	Katherine	Indigenous Arts	ATSI	\$2,000
Mimi Aboriginal Arts and Crafts	Mentorship Program to create New Work	Katherine	Indigenous Arts	ATSI	\$6,000
Mitch	Book Editing	Alice Springs	Indigenous Arts	ATSI	\$2,000
Ngukurr Arts and Crafts	Weaving River	Katherine	Indigenous Arts	ATSI	\$7,050
Waak Waak Jungi	Waak Waak Jungi Southern Tour 2004	National	Indigenous Arts	ATSI	\$8,000
Yilila	Red Flag Tour	NT Wide	Indigenous Music Touring	ATSI	\$5,000
Yugal	Black and Blues Tour	NT Wide	Indigenous Music Touring	ATSI	\$5,000
				Sub Total	\$87,600

<u>Applicant</u>	<u>Activity Title</u>	<u>Region</u>	<u>Artform</u>	<u>Interest Group</u>	<u>Amount Received</u>
Northern Territory Projects					
Adelaide River Show Society Inc	Northern Territory Country Music Talent Quest	Regional Darwin	Music	Non-Specific	\$2,000
Brown's Mart Community Arts	Bamboo Lounge 2004	Darwin	Multi-Arts	Non-Specific	\$8,000
Brown's Mart Community Arts	Multicultural Referral Service - Kultour Support 2004	NT Wide	Multi-Arts	Multicultural	\$1,500
Brown's Mart Trustees	Sculpture in the Park 2004	Darwin	Visual Arts	Non-Specific	\$13,000
Business Unusual Theatre	The Pearler 2004	Darwin	Theatre	Non-Specific	\$12,000
Cameron, Angus	Artnotes NT 2004	NT Wide	Visual Arts	Non-Specific	\$2,500
Charles Darwin University Centre for Youth Music	New Work by Cathy Applegate	Darwin	Music	Youth	\$2,000
Cooper-Smith, Bilha	A Bilum a piece of cloth and a Road to...2004	Darwin	Theatre	Multicultural	\$4,500
Darboe, Mbakeh	African Song, Music and Dance 2004	Darwin	Multi-Arts	Multicultural	\$3,000
Darwin Chorale Inc	Series of Events 2004	Darwin	Music	Non-Specific	\$7,000
Knock-em-Down Theatre	The North Myth Project	National	Theatre	Non-Specific	\$12,000
Laguna, Ingrid	Recording, production & launch -Sweet Chilli CD	Alice Springs	Music	Non-Specific	\$3,500
Mizuno, Yoshie	Mei (Life)	International	Visual Arts	Multicultural	\$3,000
Moon, Justin	The Elements Hip Hop Festival 2004	Darwin	Multi-Arts	Non-Specific	\$3,500
NT Writers' Centre	Darwin Literary Events 2004	Darwin	Literature	Non-Specific	\$7,000
OperatuNiTy	Iolanthe	Darwin	Music	Non-Specific	\$3,000
Putu Wartu, Desak	Training in Bali Workshops in Darwin	International	Multi-Arts	Multicultural	\$1,500
Red Shoes Ensemble	Place	Alice Springs	Theatre	Non-Specific	\$5,000
Thibodeaux, Sandra	Spend the War with Me	Darwin	Theatre	Women	\$3,000
Tracks Inc	The Fire 2004	Darwin	Dance	Non-Specific	\$10,000
TX Works	Arrival: The Tour	NT Wide	Theatre	Non-Specific	\$12,000
Wilson, Yoris	NT Professional Performers Training Workshop	Darwin	Theatre	Non-Specific	\$3,000
				Sub Total	\$122,000
Film, Television and New Media					
Darwin Fringe	Fist Full of Films 2004	NT Wide	Film, TV and New Media	Non-Specific	\$6,000
John Bradley Productions	Workshops for Film & Television Practitioners	Darwin	Film, TV and New Media	Non-Specific	\$3,000
McKay, Cath	Brown Grass, Black Skin	Darwin	Film, TV and New Media	Non-Specific	\$2,750
Norrington, Leonie	Script Development : The Barrumbi Kids	Regional Darwin	Film, TV and New Media	Youth	\$4,700
				Sub Total	\$16,450
				GRAND TOTAL	\$246,450