

October 2007 Project Round

assessment report

ARTS NT

OCTOBER 2007 PROJECT ROUND ASSESSMENT REPORT

Introduction : :

This report provides general comments and statistical information relating to applications submitted to the October 2007 Project Round of the Northern Territory Arts Grants Program.

Aim of the Arts Grants Program : :

Vision:

A community where all Territorians have access to creative and cultural expression, experiences and opportunities through education, recreation or employment in a vibrant, valued and sustainable arts sector.

The Arts Grants Program offers artists, organisations and communities access to support for initiatives that further this vision, exploring, expressing and showcasing Northern Territory identity through arts and culture.



**Northern
Territory
Government**



Australian Government
Regional Arts Fund

Assessment Process : :

Applications are assessed against set criteria and guidelines. Funding decisions are made by the Arts Grants Board which provided a transparent, accountable and "arms-length" peer assessment process for the allocation of Arts Grants Program project funding.

A revised Arts Grants Board structure was approved in 2007 and after inviting expressions of interest from members of the community, a Board has been appointed by the Minister for Arts and Museums for a three-year term. Members may also be required to provide specialist arts advice to the Minister upon request. The role of the Arts Grants Board is to assess project applications for financial assistance from the Arts Grants Program across all art forms with the aim of supporting those proposals which meet the published criteria and which demonstrate the greatest potential to enhance and develop the artistic and cultural life of the Northern Territory. More information about the new structure of the Arts Grants Board can be found at www.arts.nt.gov.au

The current members of the Arts Grants Board are:

Ms Rachel Clements (chair)
Ms Mary Anne Butler
Ms Josie Douglas
Mr Steve Eland
Mr Timothy Hill
Ms Lynette Nalyirri-Lewis
Mr Mark Smith
Mr Adrian Walter

Applications to the Round are assessed against the assessment criteria for the relevant category applied to. Each Board member is required to provide an individual rating against each of the criteria which are then collated to develop an overall rating. More information is contained in the Arts Grants Program Guidelines booklet including activities that are generally excluded from funding under the Arts Grants Program.

Arts NT is available to provide advice to applicants regarding applications to the Arts Grants Program Project Rounds. Applicants are strongly advised to contact a Program Officer at least several weeks before the Round closing date for assistance prior to submitting applications. If applicants are unsure and require additional assistance, they are also encouraged to make an appointment with the Arts Officer in Darwin or the Regional Manager in Alice Springs. All staff can be contacted by telephoning 8999 8981 or toll free on 1800 678 237.

A budget is set for each round and grants are awarded within funding limits.

Outcomes of the October 2007 Round : :

Available funding for the October 2007 Round totalled \$120,000 and did not include the Australian Government's Regional Arts Fund categories which were deferred to March 2008. 11 projects across the Territory were funded from 62 applications received, requesting a total of \$750,160. One application was withdrawn prior to assessment. The total amount of funding awarded was \$119,100. Full funding was approved for 5 applications.

A complete list of successful applications for the October 2007 Project Round is at **Appendix 1**.

Assessment Panel Comments :

The assessment meeting was held in Darwin on 12 and 13 December 2007. Mr Michael Wells, Director Heritage and the Arts, Ms Hania Radvan, A/Programs Manager, Ms Christine Colton, Program Officer and Ms Rebecca Warren, Grants Administration Officer Arts NT attended the meeting to provide secretariat support.

The Board has provided the following general comments relating to the October 2007 Round applications:

General

- The quality and presentation of applications was of a high standard, resulting in a highly competitive field of applications for assessment.
- All applicants should read the *Arts Grants Guidelines* booklet carefully and discuss their applications with a Grants Program Officer prior to submitting as some applications were not clearly aligned with the category chosen.
- Applicants are reminded that additional information relating to the content of the application will not be accepted after the closing date.
- NT artists and organisations are also encouraged to apply to other funding bodies, in particular, the Australia Council.

Content

- Applications that clearly demonstrated artistic vibrancy and creative energy were rated highly.
- The project descriptions need to be short, clear and concise and in plain English.
- Budgets were not detailed enough in many cases.
- Applicants should provide clear and realistic budgets and include budget notes with explanations of calculations.
- All applicants for projects that involve Indigenous activities, communities or people are reminded that they should ensure that Indigenous protocols are followed and the application checklist form has been completed when submitting an application.

Support Material

- Applicants should not assume that their artwork is known to the Board.
- All applications must include current and relevant artistic support material, examples or documentation of art form as listed on the application form.
- Artistic support material should be limited to the maximums listed on the application form.
- Applicants should also ensure that the **support letters and participating artists forms** provided, are signed, current and refer to the application submitted. If the supporting documentation is not signed, the panel is unable to confirm the commitment or involvement of an individual or organisation in the project or activity. If e-mailing support letters please ensure they are embedded to safeguard the content of the letter.
- Applicants should attach relevant and current CVs that summarise skills and experience. CVs should be limited to one page of information.

The Board has also provided the following advice to future applicants:

Advice to applicants

- Applicants need to describe the process as well as the proposed outcome, i.e. applicants should describe clearly how the outcome/s will be achieved.
- That, where relevant, applicants focus more strongly on the proposed activity or project rather than summarising the full scope of the applicant organisation's program.
- Applicants must provide detailed breakdowns for large amounts listed in the budget – it is not enough to provide totals such as \$3,500 for materials – expenses should be itemised in greater detail.
- For line items of \$1,000 or more quotes must be provided.
- Support letters should be current and specific to the project applied for.

- Support letters should be written by the community/person concerned, ones composed by the applicant and then distributed for signing are not effective.

The Board also approved the following changes:

- A strengthening of the value of artistic criteria at assessment.
- That all budgets must in future be presented on the form supplied.
- That applicants be requested to submit applications in plain font only (such as Ariel, Times New Roman or Courier) and in no less than 12 point size.

Additionally, all applicants are reminded that failure to acquit previous grants provided by Arts NT through the Arts Grants Program will result in applications not being accepted. Applicants are encouraged to contact a Grants Program Officer prior to the closing date to confirm their acquittal status.

From March Round 2008 support letters will be limited to a total of **five**.

Statistical Information

NT CATEGORIES ONLY

Explanatory Notes

Following are definitions and explanatory notes for the information contained within this report.

- *Applications Received* – No. of requests for funding support.
- *Grants Awarded* – No. of applications successful in receiving funding support.
- *No.* – The number of applications or Grants.
- *Value \$* - The dollar value of applications or Grants.
- Note: Percentages listed in Tables 1, 2, and 3 have been rounded to the nearest whole number.
- Note: October 2007 Round originally received 63 applications, however one was withdrawn and only 62 applications are acknowledged in all data

Table 1 – Total NT Applications Received and Grants Approved (From March 2005 to October 2007)

Applications by Number			
	Received	Approved	Success %
October 2007	62	11	18%
March 2007	48	13	27%
October 2006	57	13	23%
March 2006	51	21	41%
October 2005	57	19	33%
March 2005	54	18	33%
Applications by Amount (\$)			
	Received	Approved	Success %
October 2007	\$750,160	\$119,100	16%
March 2007	\$523,957	\$128,790	25%
October 2006	\$648,925	\$123,400	19%
March 2006	\$583,955	\$144,030	25%
October 2005	\$586,251	\$165,500	28%
March 2005	\$469,185	\$129,687	28%

Table 2 – NT Funding Requests – Up to \$5,000
(From March 2005 to October 2007)

Applications by Number			
	Received	Approved	Success %
October 2007	5	0	0%
March 2007	9	2	22%
October 2006	12	1	8%
March 2006	8	6	75%
October 2005	23	4	17%
March 2005	27	9	33%
Applications by Amount (\$)			
	Received	Approved	Success %
October 2007	\$20,175	\$0	0%
March 2007	\$33,285	\$5,800	17%
October 2006	\$52,532	\$5,000	10%
March 2006	\$39,400	\$26,000	66%
October 2005	\$104,953	\$13,500	13%
March 2005	\$115,819	\$33,687	29%

Table 3 – NT Funding Requests \$5,001 - \$15,000
(From March 2005 to October 2007)

Applications by Number			
	Received	Approved	Success %
October 2007	57	11	19%
March 2007	39	11	28%
October 2006	45	12	27%
March 2006	43	15	35%
October 2005	34	15	44%
March 2005	27	9	33%
Applications by Amount (\$)			
	Received	Approved	Success %
October 2007	\$729,985	\$119,100	16%
March 2007	\$490,672	\$122,990	25%
October 2006	\$596,393	\$118,400	20%
March 2006	\$544,555	\$118,030	22%
October 2005	\$481,298	\$152,000	32%
March 2005	\$353,367	\$96,000	27%

Note

Tables above represent applications to Northern Territory funding categories only. Previous assessment reports have included totals for all categories including the Australian Government's Regional Arts Fund managed by Arts NT.

Information across both Programs is presented on the following page.

ALL CATEGORIES (NT & RAF)

Explanatory Notes

Following are definitions and explanatory notes for the information contained within this report.

- *Applications Received* – No. of requests for funding support.
- *Grants Awarded* – No. of applications successful in receiving funding support.
- *No.* – The number of applications or Grants.
- *Value \$* - The dollar value of applications or Grants.
- Note: Percentages listed in Tables 1, 2, and 3 have been rounded to the nearest whole number.
- Note: October 2007 Round originally received 63 applications, however one was withdrawn and only 62 applications are acknowledged in all data

Table 1 – Total Applications Received and Grants Approved (From March 2005 to October 2007)

Applications by Number			
	Received	Approved	Success %
October 2007	62	11	18%
March 2007	74	26	35%
October 2006	83	26	31%
March 2006	76	35	46%
October 2005	91	43	47%
March 2005	81	36	44%
Applications by Amount (\$)			
	Received	Approved	Success %
October 2007	\$750,160	\$119,100	16%
March 2007	\$772,381	\$228,790	30%
October 2006	\$965,143	\$235,400	24%
March 2006	\$837,913	\$261,580	31%
October 2005	\$905,067	\$349,750	39%
March 2005	\$731,364	\$291,414	40%

Table 2 – Funding Requests – Up to \$5,000

(From March 2005 to October 2007)

Applications by Number			
	Received	Approved	Success %
October 2007	5	0	0%
March 2007	17	6	35%
October 2006	15	2	13%
March 2006	15	10	67%
October 2005	33	11	33%
March 2005	36	15	42%
Applications by Amount (\$)			
	Received	Approved	Success %
October 2007	\$20,175	\$0	0%
March 2007	\$67,741	\$20,550	30%
October 2006	\$61,992	\$8,500	14%
March 2006	\$72,747	\$45,647	63%
October 2005	\$149,287	\$41,000	27%
March 2005	\$141,519	\$51,437	36%

Table 3 – Funding Requests \$5,001 - \$15,000

(From March 2005 to October 2007)

Applications by Number			
	Received	Approved	Success %
October 2007	57	11	19%
March 2007	57	20	35%
October 2006	68	24	35%
March 2006	61	25	41%
October 2005	58	32	55%
March 2005	45	21	47%
Applications by Amount (\$)			
	Received	Approved	Success %
October 2007	\$729,985	\$119,100	16%
March 2007	\$704,640	\$208,240	30%
October 2006	\$903,151	\$226,900	25%
March 2006	\$765,166	\$215,933	28%
October 2005	\$755,708	\$308,740	41%
March 2005	\$589,845	\$239,977	41%

Appendix 1 – Assessment Report – Successful Applications – October 2007 Round

Table 4 – Applications, Grants and Success Rate by Program Category – October 2007 Round

Program Category	Applications Received				Grants Awarded				Success Rate	
	No.	%	Value \$	%	No.	%	Value \$	%	App'l'ns funded by number%	App'l'ns funded by value\$
Arts Development	36	58.1	\$438,105	58.4	7	63.6	\$78,000	65.5	19.4	17.8
Presentation & Promotion	26	41.9	\$312,055	41.6	4	36.4	\$41,100	34.5	15.4	13.2
TOTAL	62	100	\$750,160	100	11	100	\$119,100	100		

Table 5 – Applications, Grants and Success Rate by Artform – October 2007 Round

Artform	Applications Received				Grants Awarded				Success Rate	
	No.	%	Value \$	%	No.	%	Value \$	%	App'l'ns funded by number%	App'l'ns funded by value\$
Craft	0	0	0	0	0	0	0	0	0	0
Film, TV, & New Media	1	1.6	\$3,500	0.5	0	0	0	0	0	0
Dance	6	9.7	\$57,730	7.7	0	0	0	0	0	0
Digital / Multi Media	1	1.6	\$40,450	5.4	0	0	0	0	0	0
Literature	4	6.5	\$34,170	4.6	1	9.1	\$6,400	5.4	25	18.7
Multi-Arts	11	17.7	\$138,842	18.5	1	9.1	\$6,000	5.0	9.1	4.3
Music	13	21	\$178,056	23.7	2	18.2	\$24,700	20.7	15.4	13.9
Theatre / Circus	6	9.7	\$71,669	9.6	4	36.4	\$52,000	43.7	66.7	72.6
Visual Arts	19	30.6	\$215,903	28.8	3	27.3	\$30,000	25.2	15.8	13.9
New Media / Hybrid	1	1.6	\$9,840	1.3	0	0	0	0	0	0
TOTAL	62	100	\$750,160	100	11	100	\$119,100	100		

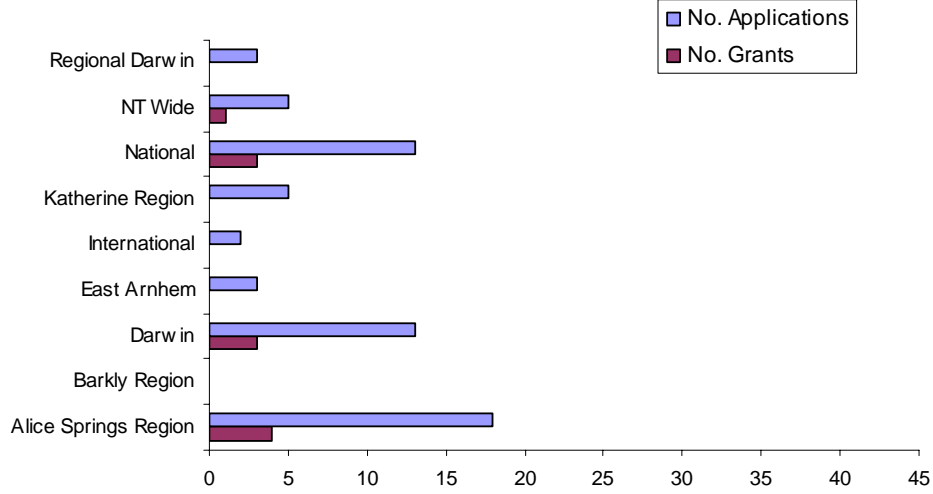
Table 6 – Applications, Grants and Success Rate by Region of Activity – October 2007 Round

Region of Activity	Applications Received				Grants Awarded				Success Rate	
	No.	%	Value \$	%	No.	%	Value \$	%	App'l'ns funded by number %	App'l'ns funded by value\$
Alice Springs Region	18	29	\$215,552	28.7	4	36.4	\$38,200	32.1	22.2	17.7
Barkly Region	0	0	0	0	0	0	0	0	0	
Darwin	13	21	\$148,916	19.9	3	27.3	\$42,000	35.3	23.1	28.2
East Arnhem	3	4.8	\$43,356	5.8	0	0	0	0	0	0
International	2	3.2	\$25,000	3.3	0	0	0	0	0	0
Katherine Region	5	8.1	\$48,585	6.5	0	0	0	0	0	0
National	13	21	\$182,887	24.4	3	27.3	\$32,500	27.3	23.1	17.8
NT Wide	5	8.1	\$49,740	6.6	1	9.1	\$6,400	5.4	20	12.9
Regional Darwin	3	4.8	\$36,124	4.8	0	0	0	0	0	0
TOTAL	62	100	\$750,160	100	11	100	\$119,100	100		

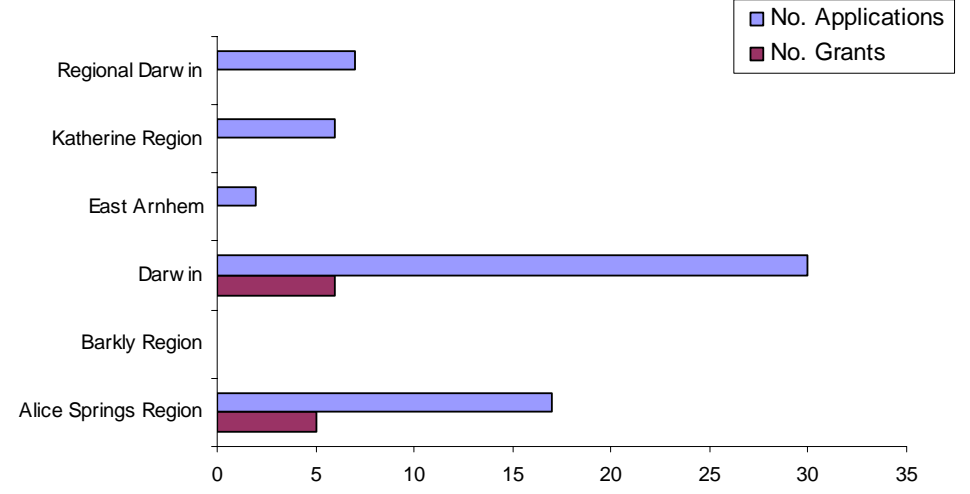
Table 7 – Applications, Grants and Success Rate by Region of Applicant – October 2007 Round

Region of Applicant	Applications Received				Grants Awarded				Success Rate	
	No.	%	Value \$	%	No.	%	Value \$	%	App'l'ns funded by number %	App'l'ns funded by value\$
Alice Springs Region	17	27.4	\$203,349	27.1	5	45.5	\$48,200	40.5	29.4	23.7
Barkly Region	0	0	0	0	0	0	0	0	0	0
Darwin	30	48.4	\$361,746	48.2	6	54.5	\$70,900	59.5	20	19.6
East Arnhem	2	3.2	\$28,356	3.8	0	0	0	0	0	0
Katherine Region	6	9.7	\$63,585	8.5	0	0	0	0	0	0
Regional Darwin	7	11.3	\$93,124	12.4	0	0	0	0	0	0
TOTAL	62	100	\$750,160	100	11	100	\$119,100	100		

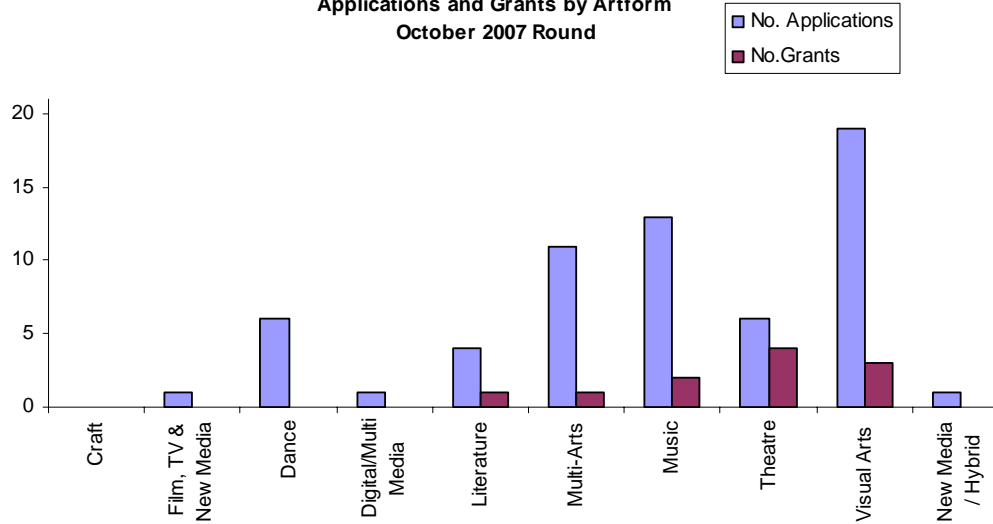
**Applications and Grants by Region of Activity
October 2007 Round**



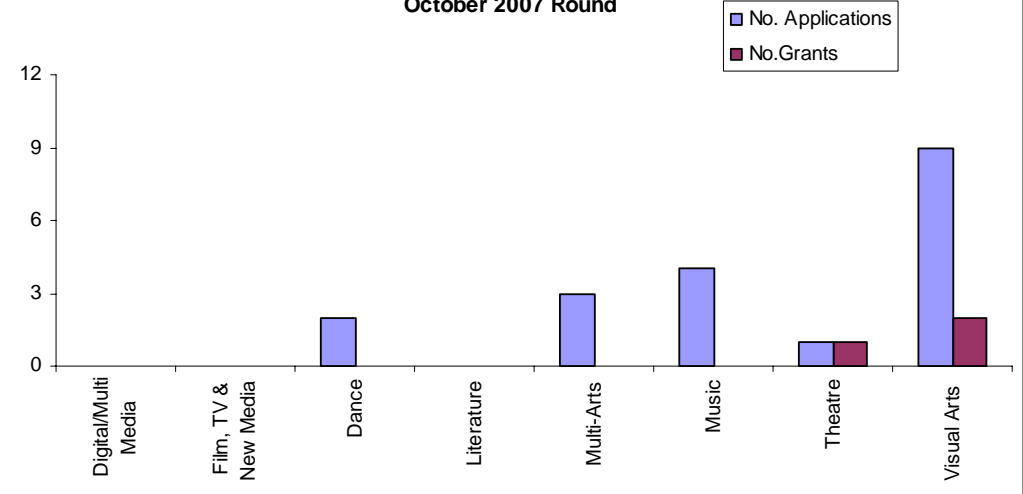
**Applications and Grants by Region of Applicant
October 2007 Round**



**Applications and Grants by Artform
October 2007 Round**



**Applications and Grants by Artform (Indigenous only)
October 2007 Round**



Appendix 1 – Assessment Report – Successful Applications – October 2007 Round

Applicant	Title	Region	Art form	Amount Approved
ARTS DEVELOPMENT				
Alice Springs Beanie Festival	Alice Springs Community Beanie Making Workshops	Alice Springs	Indigenous Visual Arts & Craft	\$13,500
Cultural Village of the NT Association	Plundering Paradise OR Stepping Stones: Origins Lost and Pathways to the Future	Darwin	Theatre / Circus	\$12,000
Happy Yess Community Arts Inc	Happy Yess – Stage Four Project	Darwin	Music	\$15,000
Knock-em-Down Theatre	Seven Deadly Sins Co-Production and Tour	Darwin	Theatre / Circus	\$15,000
Maruku Arts	Felting Workshop Program in Mutitjulu	Alice Region	Indigenous Visual Arts & Craft	\$9,000
Red Dust Theatre Inc	Red Dust Theatre Performance Laboratory	Alice Region	Multi Arts	\$6,000
Richardson, Tobias	Hill End Artist in Residency	Darwin	Visual Art	\$7,500
			SUB TOTAL	\$78,000.00
Applicant	Title	Region	Art form	Amount Approved
PRESENTATION AND PROMOTION				
Business Unusual Theatre	Tracy	Darwin	Theatre / Circus	\$15,000
Kelly, Alexandra	Ngapartji Ngapartji Sydney Festival Tour	Alice Region	Indigenous Theatre / Circus	\$10,000
Northern Territory Writers' Centre Inc	Territory Read	Darwin	Literature	\$6,400
The Moxie	Behave Yourself – CD Recording	Alice Region	Music	\$9,700
			SUB TOTAL	\$41,100.00
			GRAND TOTAL	