



October 2006 Project Round

assessment report



Northern Territory Government
Department of Natural Resources, Environment and the Arts

ARTS NT

OCTOBER 2006 PROJECT ROUND ASSESSMENT REPORT

Introduction : :

This report provides general comments and statistical information relating to applications submitted to the October 2006 Project Round of the Northern Territory Arts Grants Program.

Aim of the Arts Grants Program : :

Vision:

A community where all Territorians have access to creative and cultural expression, experiences and opportunities through education, recreation or employment in a vibrant, valued and sustainable arts sector.

The Arts Grants Program offers artists, organisations and communities access to support for initiatives that further this vision, exploring, expressing and showcasing Northern Territory identity through arts and culture.



Assessment Process : :

Applications are assessed against set criteria and guidelines. Funding decisions were made by a panel drawn from the previous Arts Grants Board pending the appointment of a new Arts Grants Board in 2007. The Panel provided a transparent, accountable and "arms-length" peer assessment process for the allocation of Arts Grants Program project funding.

A revised Arts Grants Board structure has been approved by the Minister for Arts and Museums, and expressions of interest are currently being sought from members of the community. The Arts Grants Board members will be appointed by the Minister for Arts and Museums for a three-year term and may also be required to provide specialist arts advice to the Minister upon request. The role of the Arts Grants Board is to assess project applications for financial assistance from the Arts Grants Program across all artforms with the aim of supporting those proposals which meet the published criteria and which demonstrate the greatest potential to enhance and develop the artistic and cultural life of the Northern Territory. More information about the new structure of the Arts Grants Board can be found at www.arts.nt.gov.au

For the October 2006 project round an assessment panel, comprising four members was drawn from the previous Arts Grants Board.

Panel Members

Mr Ken Conway	Darwin
Ms Pirjo Ward	Darwin Regional
Ms Mary Anne Butler	Darwin
Mr Dan Murphy	Alice Springs

Ms Jackie Halsey, Director, Arts NT facilitated the meeting in the absence of a Chair but did not participate in the assessment process.

Applications to the round are assessed against the assessment criteria including artistic merit for the relevant category applied to. Each panel member is required to provide an individual rating against each of the criteria which are then collated to develop an overall rating. More information is contained in the Arts Grants Program Guidelines booklet including activities that are generally excluded from funding under the Arts Grants Program.

Arts NT is available to provide advice to applicants regarding the Arts Grants Program. Applicants are strongly advised to contact Grants Officers several weeks before the round closing date for assistance prior to submitting applications. If applicants are unsure and require additional assistance, they are also encouraged to make an appointment with the Grants Manager in Darwin or the Regional Manager in Alice Springs. All staff can be contacted by telephoning 8999 8981 or toll free on 1800 678 237.

A budget is set for each round and grants are awarded within funding limits.

Outcomes of the October 2006 Round : :

In the October 2006 project round, 26 projects across the Territory were funded from 83 applications requesting a total of \$965,143. One application was deemed ineligible prior to assessment and one application was withdrawn. The total amount of funding awarded was \$235,400. Full funding was approved for 3 applications. A complete list of successful applications for the October 2006 Project Round is at **Appendix 1**.

Assessment Panel Comments : :

The meeting of the assessment panel was held in Darwin on 12, 13 and 14 December 2006. The assessment panel comprised Mr Ken Conway (Chair), Ms Pirjo Ward, Ms Mary Anne Butler and Mr Dan Murphy. Arts NT staff Ms Jackie Halsey, Director Arts NT and Ms Juanita Gay, Grants and Administration Manager, attended the meeting to provide secretariat support.

The assessment panel has provided the following general comments relating to the October 2006 Round. Changes to future rounds are also detailed below.

General

- All applicants are encouraged to discuss their applications with a Grants Officer prior to submitting an application as some applications were not clearly aligned with the category chosen.
- The quality and presentation of applications were of a high standard and continue to improve, resulting in a highly competitive field of applications for assessment.
- Applicants are reminded that additional information relating to the content of the application will not be accepted after the closing date.
- NT artists and organisations are also encouraged to apply to other funding bodies, in particular, the Australia Council.

Content

- Applications that clearly demonstrated artistic vibrancy and creative energy were rated highly.
- The project descriptions need to be short, clear and concise and in plain English.
- All applicants for projects that involve Indigenous activities, communities or people are reminded that they should ensure that Indigenous protocols are followed and the application checklist form has been completed when submitting an application.
- Applicants should provide clear and realistic budgets.

Support Material

- Applicants should not assume that their work is known to panel members as the panel is drawn from regions across the Northern Territory.
- The support material should be limited to the amounts listed on the application.
- All applications must include current and relevant artistic support material, examples or documentation of art form as listed on the application form.
- Applicants should also ensure that the **support letters and participating artists forms** provided, are signed, current and refer to the application submitted. If the supporting documentation is not signed, the panel is unable to confirm the commitment or involvement of the individual or organisation in the project or activity.
- Applicants should attach relevant and current CV's that summarise the individual's skills and experience and should be limited to one page.

Acquittals

- All applicants are reminded that failure to acquit previous grants provided by Arts NT under the Arts Grants Program will result in applications not being funded. Applicants are encouraged to contact a Grants Officer prior to the closing date to confirm their acquittal status.

Statistical Information : :

Explanatory Notes

Following are definitions and explanatory notes for the information contained within this report.

- *Applications Received* – No. of requests for funding support.
- *Grants Awarded* – No. of applications successful in receiving funding support.
- *No.* – The number of applications or Grants.
- *Value \$* - The dollar value of applications or Grants.
- Note: Percentages listed in Tables 1, 2, and 3 have been rounded to the nearest whole number.
- Note: October 2006 Round originally received 85 applications, however one withdrew and one was deemed ineligible therefore only 83 applications acknowledged in all data

Table 1 – Total Applications Received and Grants Approved

(From March 2004 to October 2006)

Applications by Number			
	Received	Approved	Success %
October 2006	83	26	31%
March 2006	76	35	46%
October 2005	91	43	47%
March 2005	81	36	44%
October 2004	90	48	53%
Applications by Amount (\$)			
	Received	Approved	Success %
October 2006	\$965,143	\$235,400	24%
March 2006	\$837,913	\$261,580	31%
October 2005	\$905,067	\$349,750	39%
March 2005	\$731,364	\$291,414	40%
October 2004	\$835,972	\$330,425	40%

Table 2 – Funding Limit – Up to \$5,000

(From March 2004 to October 2006)

Applications by Number			
	Received	Approved	Success %
October 2006	15	2	13%
March 2006	15	10	67%
October 2005	33	11	33%
March 2005	36	15	42%
October 2004	32	18	56%
Applications by Amount (\$)			
	Received	Approved	Success %
October 2006	\$61,992	\$8,500	14%
March 2006	\$72,747	\$45,647	63%
October 2005	\$149,287	\$41,000	27%
March 2005	\$141,519	\$51,437	36%
October 2004	\$131,008	\$58,936	45%

Table 3 – Funding Limit \$5,001 - \$15,000

(From March 2004 to October 2006)

Applications by Number			
	Received	Approved	Success %
October 2006	68	24	35%
March 2006	61	25	41%
October 2005	58	32	55%
March 2005	45	21	47%
October 2004	58	30	52%
Applications by Amount (\$)			
	Received	Approved	Success %
October 2006	\$903,151	\$226,900	25%
March 2006	\$765,166	\$215,933	28%
October 2005	\$755,708	\$308,740	41%
March 2005	\$589,845	\$239,977	41%
October 2004	\$704,964	\$271,489	39%

Table 4 – Applications, Grants and Success Rate by Program Category – October 2006 Round

Program Category	Applications Received				Grants Awarded				Success Rate	
	No.	%	Value \$	%	No.	%	Value \$	%	App'l'ns funded by number%	App'l'ns funded by value\$
Arts Development	24	28.9	\$261,016	27.0	5	19.2	\$54,400	23.1	20.8	20.8
Presentation & Promotion	33	39.8	\$387,909	40.2	8	30.8	\$69,000	29.3	24.2	17.8
* RAF Artist to Artist Support	3	3.6	\$29,891	3.1	3	11.5	\$20,960	8.9	100.0	70.1
* RAF New Arts Communities	1	1.2	\$4,460	0.5	1	3.8	\$3,500	1.5	100.0	78.5
* RAF Skills Development	13	15.7	\$165,253	17.1	5	19.2	\$47,540	20.2	38.5	28.8
* RAF Networks & Partnerships	9	10.8	\$116,614	12.1	4	15.4	\$40,000	17.0	44.4	34.3
TOTAL	83	100	\$965,143	100	26	100	\$235,400	100		

*RAF = Regional Arts Fund

Table 5 – Applications, Grants and Success Rate by Artform – October 2006 Round

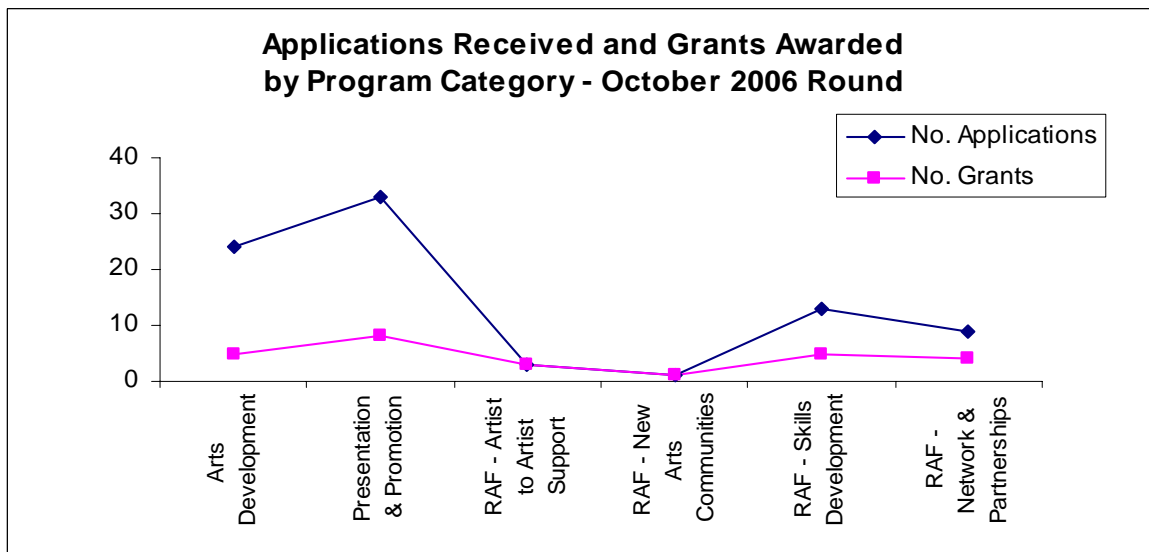
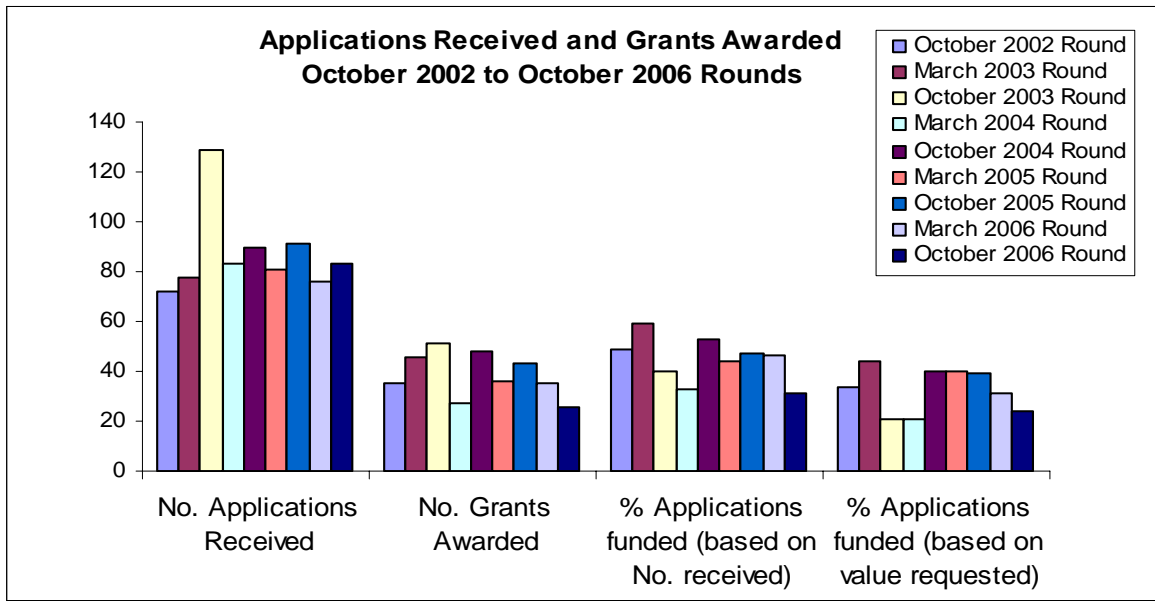
Artform	Applications Received				Grants Awarded				Success Rate	
	No.	%	Value \$	%	No.	%	Value \$	%	App'l'ns funded by number%	App'l'ns funded by value\$
Indigenous Digital/Multi Media	1	1.2	\$15,000	1.6	0	0.0	\$0	0.0	0.0	0.0
Indigenous Dance	1	1.2	\$14,000	1.5	1	3.8	\$10,000	4.2	100.0	71.4
Indigenous Multi-Arts	4	4.8	\$57,440	6.0	0	0.0	\$0	0.0	0.0	0.0
Indigenous Music	7	8.4	\$93,185	9.7	1	3.8	\$15,000	6.4	14.3	16.1
Indigenous Visual Arts	7	8.4	\$98,862	10.2	4	15.4	\$34,500	14.7	57.1	34.9
Dance	6	7.2	\$76,525	7.9	3	11.5	\$24,500	10.4	50.0	32.0
Literature	7	8.4	\$73,060	7.6	2	7.7	\$16,000	6.8	28.6	21.9
Multi-Arts	14	16.9	\$142,742	14.8	5	19.2	\$51,040	21.7	35.7	35.8
Music	17	20.5	\$210,092	21.8	6	23.1	\$50,000	21.2	35.3	23.8
Theatre/Circus	7	8.4	\$94,236	9.8	2	7.7	\$19,400	8.2	28.6	20.6
Visual Arts	12	14.5	\$90,001	9.3	2	7.7	\$14,960	6.4	16.7	16.6
TOTAL	83	100	\$965,143	100	26	100	\$235,400	100		

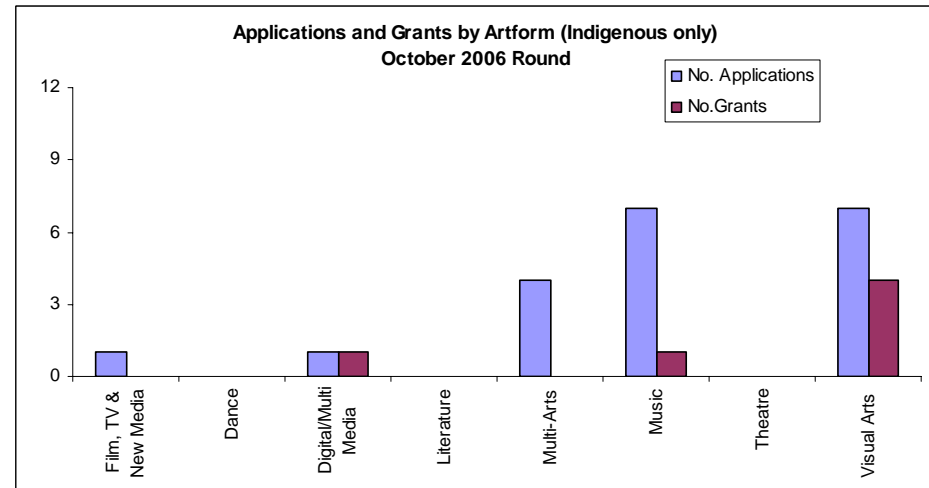
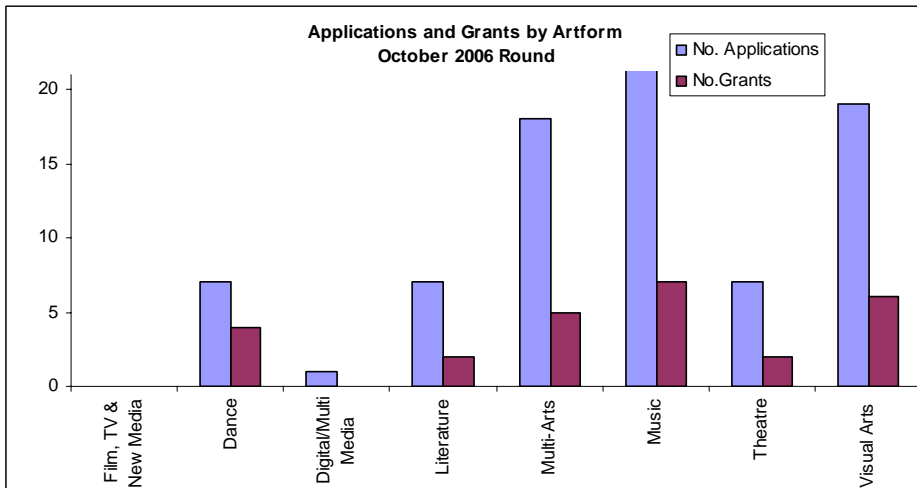
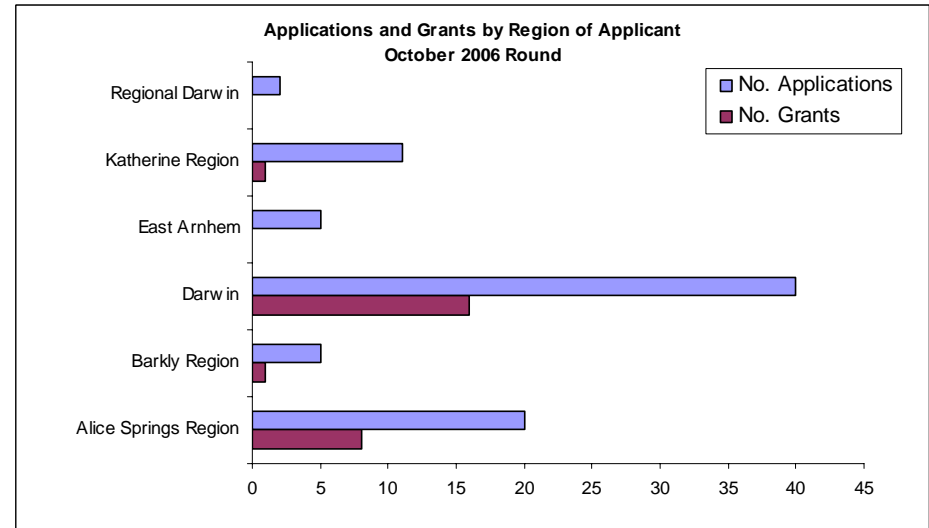
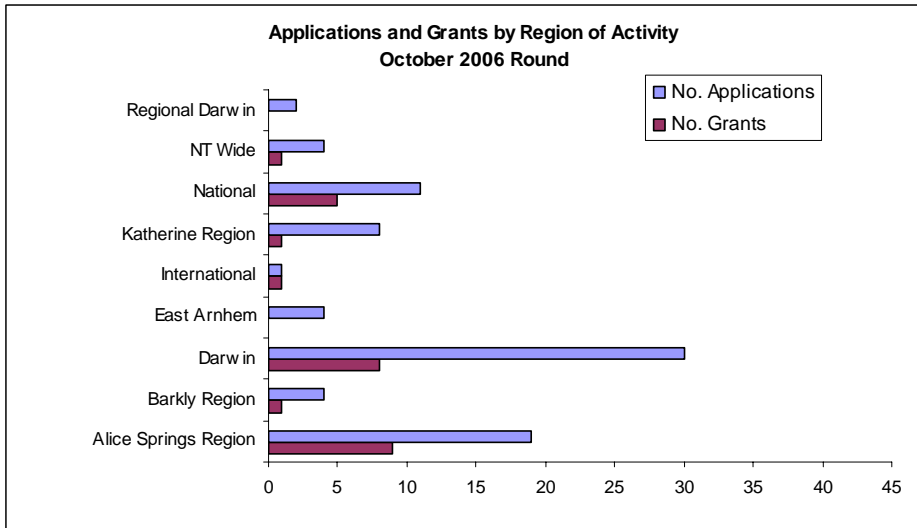
Table 6 – Applications, Grants and Success Rate by Region of Activity – March 2006 Round

Region of Activity	Applications Received				Grants Awarded				Success Rate	
	No.	%	Value \$	%	No.	%	Value \$	%	App'l'ns funded by number %	App'l'ns funded by value\$
Alice Springs Region	19	22.9	\$190,219	19.7	9	34.6	\$80,000	34.0	47.4	42.1
Barkly Region	4	4.8	\$60,000	6.2	1	3.8	\$11,500	4.9	25.0	19.2
Darwin	30	36.1	\$332,175	34.4	8	30.8	\$78,940	33.5	26.7	23.8
East Arnhem	4	4.8	\$60,000	6.2	0	0.0	\$0	0.0	0.0	0.0
International	1	1.2	\$9,980	1.0	1	3.8	\$8,000	3.4	100.0	80.2
Katherine Region	8	9.6	\$89,962	9.3	1	3.8	\$6,960	3.0	12.5	7.7
National	11	13.3	\$132,807	13.8	5	19.2	\$40,000	17.0	45.5	30.1
NT Wide	4	4.8	\$60,000	6.2	1	3.8	\$10,000	4.2	25.0	16.7
Regional Darwin	2	2.4	\$30,000	3.1	0	0.0	\$0	0.0	0.0	0.0
TOTAL	83	100	\$965,143	100	26	100	\$235,400	100		

Table 7 – Applications, Grants and Success Rate by Region of Applicant – October 2006 Round

Region of Applicant	Applications Received				Grants Awarded				Success Rate	
	No.	%	Value \$	%	No.	%	Value \$	%	App'l'ns funded by number %	App'l'ns funded by value\$
Alice Springs Region	20	24.1	\$201,319	20.9	8	30.8	\$70,000	29.7	40.0	34.8
Barkly Region	5	6.0	\$74,400	7.7	1	3.8	\$11,500	4.9	20.0	15.5
Darwin	40	48.2	\$463,130	48.0	16	61.5	\$146,940	62.4	40.0	31.7
East Arnhem	5	6.0	\$64,962	6.7	0	0.0	\$0	0.0	0.0	0.0
Katherine Region	11	13.3	\$131,332	13.6	1	3.8	\$6,960	3.0	9.1	5.3
Regional Darwin	2	2.4	\$30,000	3.1	0	0.0	\$0	0.0	0.0	0.0
TOTAL	83	100	\$965,143	100	26	100	\$235,400	100		





Appendix 1 – Assessment Report - Successful Applications – October 2006 Round

Applicant	Title	Region	Art form	Amount Approved
REGIONAL ARTS FUND - ARTIST TO ARTIST SUPPORT				
Curgenvan, Robert	Transit Lounge - Residency and Tour with Rei Okawa	Darwin	Music	\$8,000
Franklyn, Carly	"Now I'm Three" Illustration Mentorship	Katherine	Visual Art	\$6,960
Joerder, Marijana	Skills Development training with Association of Independent Record Labels Australia (AIR)	Darwin	Music	\$6,000
			SUB TOTAL	\$20,960
REGIONAL ARTS FUND - SKILLS DEVELOPMENT				
Alice Springs Beanie Festival Inc	Remote Communities Beanie Workshops Project 2007	Alice Springs	Indigenous Visual Arts & Crafts	\$10,000
Barkly Regional Arts Incorporated	A New Landscape	Barkly	Indigenous Visual Arts & Crafts	\$11,500
Flannery, Lauren	Dry Stomp 2007	Darwin	Theatre / Circus	\$10,000
InCite Youth Arts Inc	InCite / Acacia Hill Performing Arts Skills Program	Alice Springs	Dance	\$9,000
Nightcliff Arts, Music and Culture Incorporated	Seabreeze Festival Parade Workshops	Darwin	Multi Arts	\$7,040
			SUB TOTAL	\$47,540
REGIONAL ARTS FUND - NETWORKS AND PARTNERSHIPS				
Arts Access Central Australia	Arts Access Central Australia Projects	Alice Springs	Multi Arts	\$9,000
National Pioneer Women's Hall of Fame Inc	Basket Weaving and Beanie Making with Women of the Centre	Alice Springs	Indigenous Visual Arts and Crafts	\$6,000
Northern Territory Writers' Centre Inc	Regional Partnerships	Darwin	Literature	\$10,000
Red Dust Theatre Inc	The Magic Coolamon	Alice Springs	Indigenous Music	\$15,000
			SUB TOTAL	\$40,000
REGIONAL ARTS FUND – NEW ARTS COMMUNITIES				
Jordan, Alexandra	Mix and Groove	Darwin	Dance	\$3,500
			SUB TOTAL	\$3,500
ARTS DEVELOPMENT				
Artback Northern Territory Arts Touring Inc	Janganpa Group and Mornington Island Dance traditional dance	Darwin	Indigenous Dance	\$10,000
Business Unusual Theatre	Tracy Part 2	Darwin	Theatre / Circus	\$9,400
Cultural Village of the NT Association	Manu - Portents and Wonders	Darwin	Multi Arts	\$12,000
Happy Yess Community Arts Inc	Happy Yess Community Arts Inc Stage 2 Project	Darwin	Multi Arts	\$15,000
Taylor, Jennifer	Burning Bush	Alice Springs	Visual Arts	\$8,000
			SUB TOTAL	\$54,400

Appendix 1 – Assessment Report - Successful Applications – October 2006 Round

Applicant	Title	Region	Art form	Amount Approved
PRESENTATION AND PROMOTION				
Artback Northern Territory Arts Touring Inc	Alice Springs Beanie Festival - Colours of the Country	Darwin	Craft	\$7,000
Flanagan, Leah	Leah Flanagan Music Recording Project	Darwin	Music	\$12,000
Neo	Up the Centre	Darwin	Music	\$9,000
Nightcliff Arts, Music and Culture Incorporated	The Big Day of Music	Darwin	Music	\$10,000
Northern Territory Writers' Centre Inc	Promotion of Wordstorm	Darwin	Literature	\$6,000
Sunameke Pacific Island Performance	Sunameke Fai'a and Vavine at the Adelaide Fringe Festival	Darwin	Dance	\$12,000
Swan, Olivia Mei Lai	Recording of debut EP	Alice Springs	Music	\$5,000
Watch this Space	Shifting Ground	Alice Springs	Multi Arts	\$8,000
			SUB TOTAL	\$69,000
			GRAND TOTAL	\$235,400.00