



March 2007 Project Round

assessment report



Northern Territory Government
Department of Natural Resources, Environment and the Arts

ARTS NT

MARCH 2007 PROJECT ROUND ASSESSMENT REPORT

Introduction : :

This report provides general comments and statistical information relating to applications submitted to the March 2007 Project Round of the Northern Territory Arts Grants Program.

Aim of the Arts Grants Program : :

Vision:

A community where all Territorians have access to creative and cultural expression, experiences and opportunities through education, recreation or employment in a vibrant, valued and sustainable arts sector.

The Arts Grants Program offers artists, organisations and communities access to support for initiatives that further this vision, exploring, expressing and showcasing Northern Territory identity through arts and culture.



Australian Government

Regional Arts Fund

Assessment Process : :

Applications are assessed against set criteria and guidelines. Funding decisions are made by the Arts Grants Board which provided a transparent, accountable and "arms-length" peer assessment process for the allocation of Arts Grants Program project funding.

A revised Arts Grants Board structure was approved in 2007 and after inviting expressions of interest from members of the community a Board has been appointed by the Minister for Arts and Museums. Members are appointed for a three-year term and may also be required to provide specialist arts advice to the Minister upon request. The role of the Arts Grants Board is to assess project applications for financial assistance from the Arts Grants Program across all artforms with the aim of supporting those proposals which meet the published criteria and which demonstrate the greatest potential to enhance and develop the artistic and cultural life of the Northern Territory. More information about the new structure of the Arts Grants Board can be found at www.arts.nt.gov.au

The current members of the Arts Grants Board are:

Ms Rachel Clements (chair)
Ms Mary Anne Butler
Ms Josie Douglas
Mr Steve Eland
Mr Timothy Hill
Ms Lynette Nalyirri-Lewis
Mr Mark Smith
Mr Adrian Walter

Applications to the round are assessed against the assessment criteria for the relevant category applied to. Each Board member is required to provide an individual rating against each of the criteria which are then collated to develop an overall rating. More information is contained in the Arts Grants Program Guidelines booklet including activities that are generally excluded from funding under the Arts Grants Program.

Arts NT is available to provide advice to applicants regarding the Arts Grants Program. Applicants are strongly advised to contact Grants Officers several weeks before the round closing date for assistance prior to submitting applications. If applicants are unsure and require additional assistance, they are also encouraged to make an appointment with the Grants Manager in Darwin or the Regional Manager in Alice Springs. All staff can be contacted by telephoning 8999 8981 or toll free on 1800 678 237.

A budget is set for each round and grants are awarded within funding limits.

Outcomes of the March 2007 Round : :

In the March 2007 Project Round, 26 projects across the Territory were funded from 74 applications requesting a total of \$772,381. Two applications were withdrawn prior to assessment. The total amount of funding awarded was \$228,790. Full funding was approved for 12 applications. A complete list of successful applications for the March 2007 Project Round is at **Appendix 1**.

Assessment Panel Comments : :

The assessment meeting was held in Darwin on 29, 30 and 31 May 2007. Ms Lynette Lewis was unable to participate in this meeting. Ms Jackie Halsey, Director Arts NT and Ms Juanita Gay, Grants and Administration Manager, Arts NT attended the meeting to provide secretariat support.

The Board has provided the following general comments relating to the March 2007 Round. Changes to future rounds are also detailed below.

General

- All applicants are encouraged to discuss their applications with a Grants Officer prior to submitting an application as some applications were not clearly aligned with the category chosen.
- The quality and presentation of applications was of a high standard, resulting in a highly competitive field of applications for assessment.
- Applicants are reminded that additional information relating to the content of the application will not be accepted after the closing date.
- NT artists and organisations are also encouraged to apply to other funding bodies, in particular, the Australia Council.

Content

- Applications that clearly demonstrated artistic vibrancy and creative energy were rated highly.
- The project descriptions need to be short, clear and concise and in plain English.
- All applicants for projects that involve Indigenous activities, communities or people are reminded that they should ensure that Indigenous protocols are followed and the application checklist form has been completed when submitting an application.
- Applicants should provide clear and realistic budgets and include budget notes with explanations of calculations

Support Material

- Applicants should not assume that their work is known to the Board.
- The support material should be limited to the maximums listed on the application form.
- All applications must include current and relevant artistic support material, examples or documentation of art form as listed on the application form.
- Applicants should also ensure that the **support letters and participating artists forms** provided, are signed, current and refer to the application submitted. If the supporting documentation is not signed, the panel is unable to confirm the commitment or involvement of the individual or organisation in the project or activity. If e-mailing support letters please ensure they are embedded to safeguard the content of the letter.
- Applicants should attach relevant and current CVs that summarise the individual's skills and experience. CVs should be limited to one page of information.

Acquittals

- All applicants are reminded that failure to acquit previous grants provided by Arts NT through the Arts Grants Program will result in applications not being accepted. Applicants are encouraged to contact a Grants Officer prior to the closing date to confirm their acquittal status.

Statistical Information : :

Explanatory Notes

Following are definitions and explanatory notes for the information contained within this report.

- *Applications Received* – No. of requests for funding support.
- *Grants Awarded* – No. of applications successful in receiving funding support.
- *No.* – The number of applications or Grants.
- *Value \$* - The dollar value of applications or Grants.
- Note: Percentages listed in Tables 1, 2, and 3 have been rounded to the nearest whole number.
- Note: March 2007 Round originally received 76 applications, however two withdrew therefore only 74 applications acknowledged in all data

Table 1 – Total Applications Received and Grants Approved

(From March 2005 to March 2007)

Applications by Number			
	Received	Approved	Success %
March 2007	74	26	35%
October 2006	83	26	31%
March 2006	76	35	46%
October 2005	91	43	47%
March 2005	81	36	44%
Applications by Amount (\$)			
	Received	Approved	Success %
March 2007	\$772,381	\$228,790	30%
October 2006	\$965,143	\$235,400	24%
March 2006	\$837,913	\$261,580	31%
October 2005	\$905,067	\$349,750	39%
March 2005	\$731,364	\$291,414	40%

Table 2 – Funding Limit – Up to \$5,000

(From March 2005 to March 2007)

Applications by Number			
	Received	Approved	Success %
March 2007	17	6	35%
October 2006	15	2	13%
March 2006	15	10	67%
October 2005	33	11	33%
March 2005	36	15	42%
Applications by Amount (\$)			
	Received	Approved	Success %
March 2007	\$67,741	\$20,550	30%
October 2006	\$61,992	\$8,500	14%
March 2006	\$72,747	\$45,647	63%
October 2005	\$149,287	\$41,000	27%
March 2005	\$141,519	\$51,437	36%

Table 3 – Funding Limit \$5,001 - \$15,000

(From March 2005 to March 2007)

Applications by Number			
	Received	Approved	Success %
March 2007	57	20	35%
October 2006	68	24	35%
March 2006	61	25	41%
October 2005	58	32	55%
March 2005	45	21	47%
Applications by Amount (\$)			
	Received	Approved	Success %
March 2007	\$704,640	\$208,240	30%
October 2006	\$903,151	\$226,900	25%
March 2006	\$765,166	\$215,933	28%
October 2005	\$755,708	\$308,740	41%
March 2005	\$589,845	\$239,977	41%

Table 4 – Applications, Grants and Success Rate by Program Category – March 2007 Round

Program Category	Applications Received				Grants Awarded				Success Rate	
	No.	%	Value \$	%	No.	%	Value \$	%	App'l's funded by number%	App'l's funded by value\$
Arts Development	14	18.9	\$170,337	22.1	5	19.2	\$63,595	27.8	35.7	37.3
Presentation & Promotion	34	45.9	\$353,620	45.8	8	30.8	\$65,195	28.5	23.5	18.4
* RAF Artist to Artist Support	3	4.1	\$28,960	3.7	2	7.7	\$16,960	7.4	66.7	58.6
* RAF New Arts Communities	3	4.1	\$15,000	1.9	2	7.7	\$8,000	3.5	66.7	53.3
* RAF Skills Development	11	14.9	\$94,759	12.3	4	15.4	\$27,740	12.1	36.4	29.3
* RAF Networks & Partnerships	9	12.2	\$109,705	14.2	5	19.2	\$47,300	20.7	55.6	43.1
TOTAL	74	100	\$772,381	100	26	100	\$228,790	100	35.1	29.6

*RAF = Regional Arts Fund

Table 5 – Applications, Grants and Success Rate by Artform – March 2007 Round

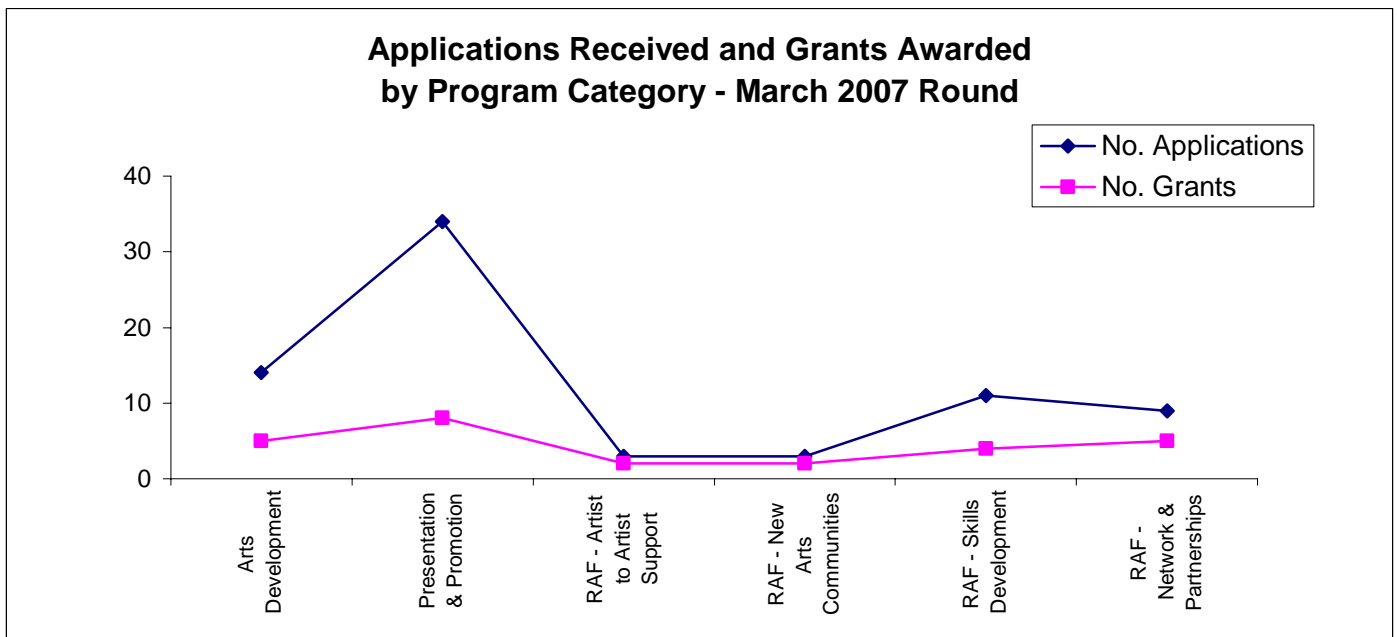
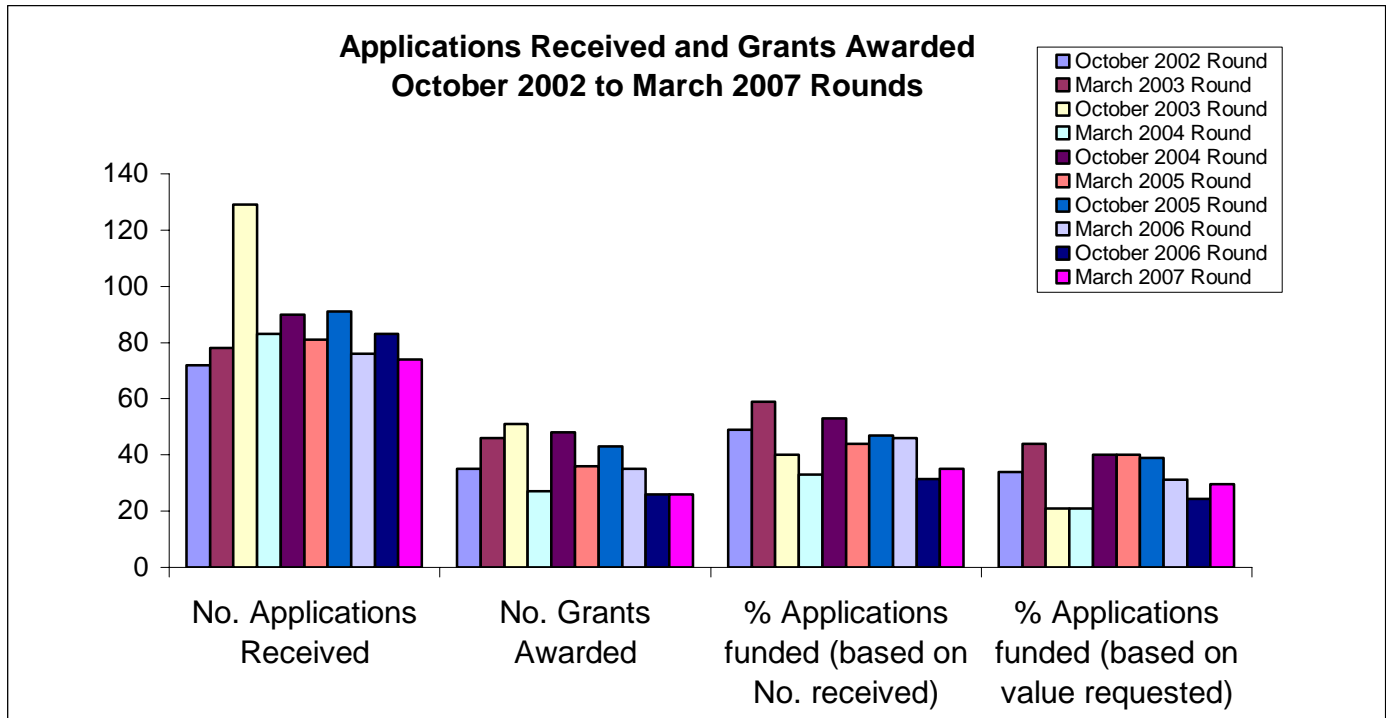
Artform	Applications Received				Grants Awarded				Success Rate	
	No.	%	Value \$	%	No.	%	Value \$	%	App'l's funded by number%	App'l's funded by value\$
Craft	1	1.4	\$6,000	0.8	0	0.0	0	0	0	0
Film, TV, & New Media	1	1.4	\$6,670	0.9	0	0	0	0	0	0
Dance	1	1.4	\$10,200	1.3	0	0	0	0	0	0
Digital / Multi Media	1	1.4	\$15,000	1.9	1	3.8	\$10,000	4.4	100.0	66.7
Literature	7	9.5	\$57,445	7.4	2	7.7	\$20,960	9.2	28.6	36.5
Multi-Arts	13	17.6	\$158,137	20.5	3	11.5	\$35,880	15.7	23.1	22.7
Music	20	27.0	\$204,743	26.5	8	30.8	\$65,465	28.6	40.0	32.0
Theatre / Circus	7	9.5	\$88,200	11.4	1	3.8	\$15,000	6.6	14.3	17.0
Visual Arts	23	31.1	\$225,986	29.3	11	42.3	\$81,485	35.6	47.8	36.1
TOTAL	74	100	\$772,381	100	26	100	\$228,790	100		

Table 6 – Applications, Grants and Success Rate by Region of Activity – March 2007 Round

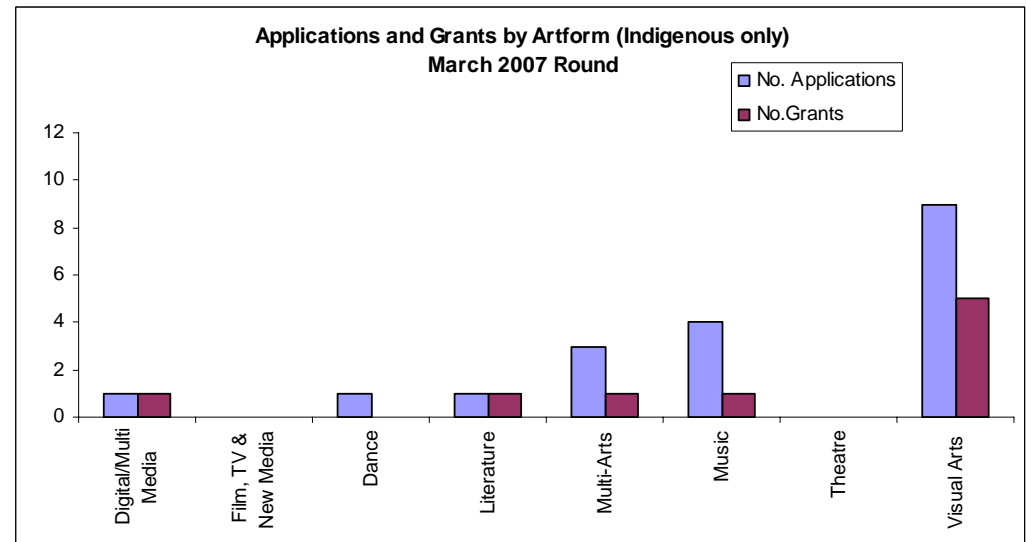
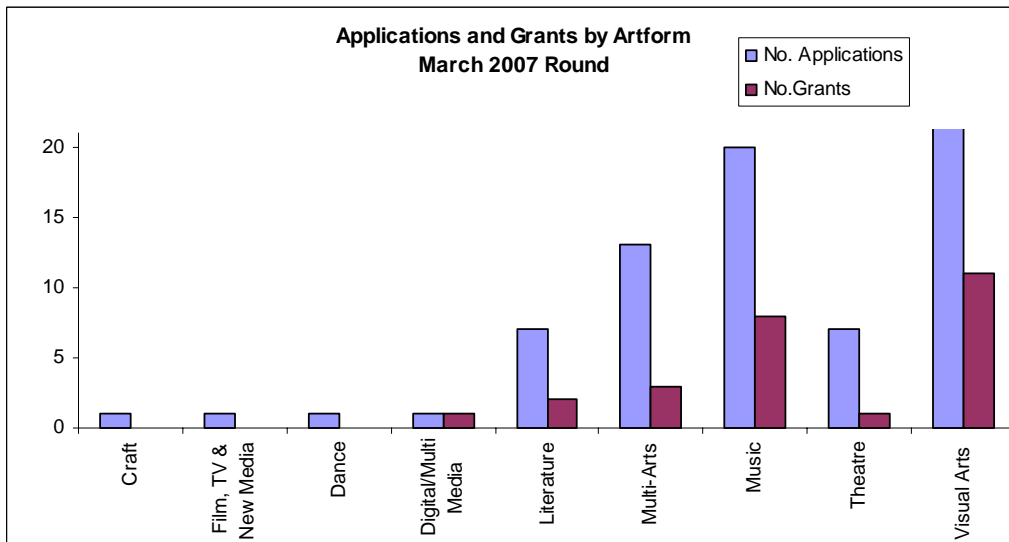
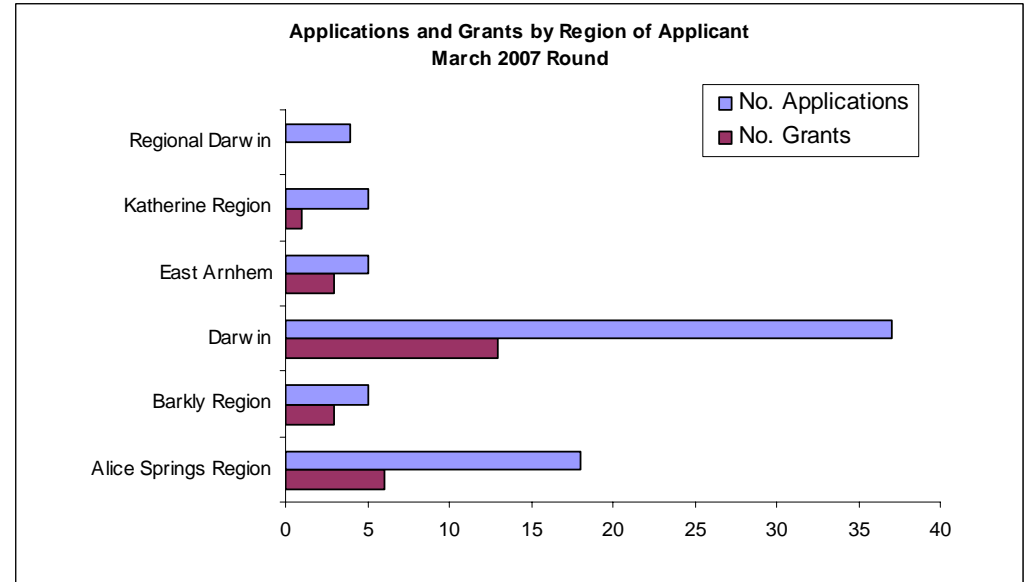
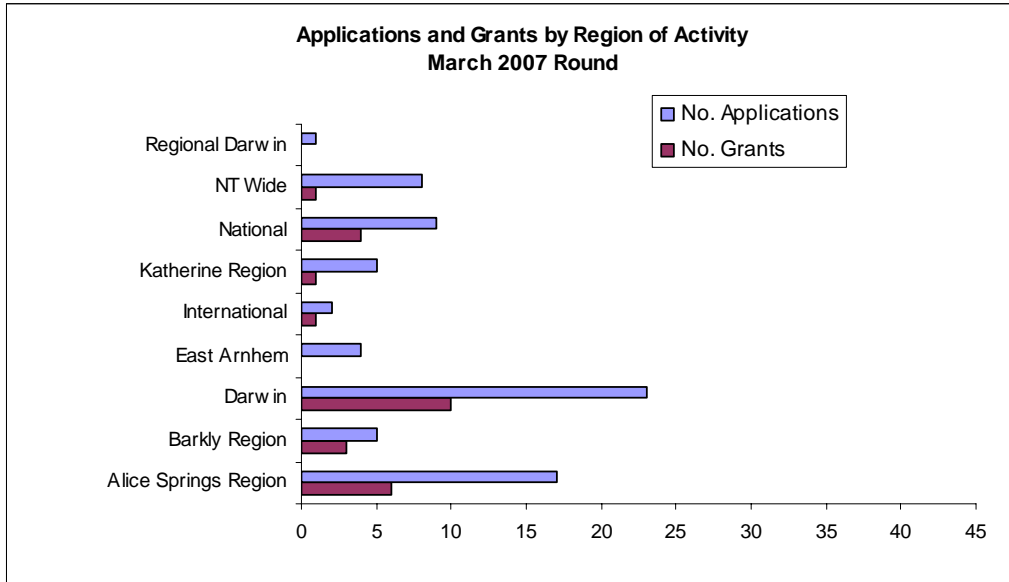
Region of Activity	Applications Received				Grants Awarded				Success Rate	
	No.	%	Value \$	%	No.	%	Value \$	%	App'l's funded by number %	App'l's funded by value\$
Alice Springs Region	17	23	4181,728	23.5	6	23.1	\$61,810	27	35.3	34
Barkly Region	5	6.8	\$50,900	6.6	3	11.5	\$22,500	9.8	60	44.2
Darwin	23	31.1	\$211,228	27.3	10	38.5	\$80,525	35.2	43.5	38.1
East Arnhem	4	5.4	\$46,300	6	0	0	0	0	0	0
International	2	2.7	\$25,000	3.2	1	3.8	\$8,000	3.5	50	32
Katherine Region	5	6.8	\$58,628	7.6	1	3.8	\$7,340	3.2	20	12.5
National	9	12.2	\$95,190	12.3	4	15.4	\$43,615	19.1	44.4	45.8
NT Wide	8	10.8	\$91,680	11.9	1	3.8	\$5,000	2.2	12.5	5.5
Regional Darwin	1	1.4	\$11,727	1.5	0	0	0	0	0	0
TOTAL	74	100	\$772,381	100	26	100	\$228,790	100		

Table 7 – Applications, Grants and Success Rate by Region of Applicant – March 2007 Round

Region of Applicant	Applications Received				Grants Awarded				Success Rate	
	No.	%	Value \$	%	No.	%	Value \$	%	App'l's funded by number %	App'l's funded by value\$
Alice Springs Region	18	24.3	\$188,398	24.4	6	23.1	\$61,810	27	33.3	32.8
Barkly Region	5	6.8	\$50,900	6.6	3	11.5	\$22,500	9.8	60	44.2
Darwin	37	50	\$369,128	47.8	13	50	\$112,720	49.3	35.1	30.5
East Arnhem	5	6.8	\$58,300	7.5	3	11.5	\$24,420	10.7	60	41.9
Katherine Region	5	6.8	\$53,928	7	1	3.8	\$7,340	3.2	20	13.6
Regional Darwin	4	5.4	\$51,727	6.7	0	0	0	0	0	0
TOTAL	74	100	\$772,381	100	26	100	\$228,790	100		



Appendix 1 – Assessment Report - Successful Applications – March 2007 Round



Applicant	Title	Region	Art form	Amount Approved
REGIONAL ARTS FUND - ARTIST TO ARTIST SUPPORT				
Auricchio, Monique	Italian Residency – Mentorship	Darwin	Visual Art	\$8,000
Butler, Mary Anne	Heaven on a Stick – Script Development	Darwin	Literature	\$8,960
			SUB TOTAL	\$16,960
REGIONAL ARTS FUND - SKILLS DEVELOPMENT				
Darwin Chorale Inc	Workshop with Dynes Austin	Darwin	Music	\$3,090
Mimi Arts and Crafts Inc	'nother Way, Culture – Art and Craft Workshops	Katherine Region	Indigenous Visual Arts & Craft	\$7,340
NT ARAFMI Inc	Faces to Recovery – Visual Arts Project	Darwin	Visual Art	\$3,660
Waltja Tjutangku Palyapayi	Women Artist Bush Camp – 'Pass It On'	Alice Region	Indigenous Visual Arts & Craft	\$13,650
			SUB TOTAL	\$27,740
REGIONAL ARTS FUND - NETWORKS AND PARTNERSHIPS				
Barkly Regional Arts Inc	Picture This – Digital Storytelling Project	Barkly Region	Indigenous Digital / Multi Media	\$10,000
Maningrida Arts and Culture	Annual Indigenous Art Fair	East Arnhem	Indigenous Visual Arts & Craft	\$9,420
Mt Theo Yuendumu Substance Misuse Aboriginal Corporation	Mt Theo / InCite Hip Hop Program – Stage 2	Alice Region	Indigenous Multi Arts	\$10,880
Northern Territory Writers' Centre Inc	Indigenous Writers at Wordstorm 2008	Darwin	Indigenous Literature	\$12,000
Tangentyere Council Inc	M4 us OAO Music Program	Alice Region	Indigenous Music	\$5,000
			SUB TOTAL	\$47,300
REGIONAL ARTS FUND – NEW ARTS COMMUNITIES				
Baker, Colin	RedbRushin' – Visual Arts Project	Barkly Region	Indigenous Visual Arts & Craft	\$5,000
Papunya Tjupi Art Centre Aboriginal Association	Painting with Youngfellas	Alice Region	Indigenous Visual Arts & Craft	\$3,000
			SUB TOTAL	\$8,000
ARTS DEVELOPMENT				
Artback Northern Territory Arts Touring Inc	Click! NT Indigenous Musos in Photography	Darwin	Multi Arts	\$13,000
Darwin Festival Association Inc	Ngarukuruwala Project	Darwin	Music	\$11,595
Darwin Symphony Orchestra Inc	WindRose	Darwin	Music	\$12,000
Happy Yess Community Arts Inc	Happy Yess Community Arts Inc. Stage 3 Project	Darwin	Multi Arts	\$12,000
Red Dust Theatre Inc	Barracking	Alice Region	Theatre / Circus	\$15,000
			SUB TOTAL	\$63,595

Appendix 1 – Assessment Report - Successful Applications – March 2007 Round

Applicant	Title	Region	Art form	Amount Approved
PRESENTATION AND PROMOTION				
24HR Art – The NT Centre for Contemporary Art Inc	"Territorial"	Darwin	Visual Art	\$7,600
Artback Northern Territory Arts Touring Inc	ReCoil: Change and Exchange in Coiled Fibre Art Publication	Darwin	Visual Art	\$13,015
De Groot, Alyson	Website and Printed Promotional Material for Promotion of Art Practice	Darwin	Visual Art	\$800
Gap Youth Centre Aboriginal Corporation	Bush Bands Bash 2007	Alice Region	Music	\$14,280
Harris, Rebecca	Duo Lointain – "Sounds and Surrounds"	Darwin	Music	\$7,000
James, Harmony	Presentation and Promotion of single from new EP	Barkly Region	Music	\$7,500
Maningrida Arts and Culture	Peter Marralwanga and his artistic legacy: the artistic odyssey of the Kardbam clan	East Arnhem	Visual Art	\$10,000
McKenzie, Paul 'Djolpa'	"Djolpa" my journey	East Arnhem	Music	\$5,000
			SUB TOTAL	\$65,195
			GRAND TOTAL	\$228,790