

# March 2008 Project Round

assessment report

# ARTS NT

## MARCH 2008 PROJECT ROUND ASSESSMENT REPORT

### Introduction:

---

This report provides general comments and statistical information relating to applications submitted to the March 2008 Project Round of the Northern Territory Arts Grants Program.

### Aim of the Arts Grants Program:

---

#### Vision:

A community where all Territorians have access to creative and cultural expression, experiences and opportunities through education, recreation or employment in a vibrant, valued and sustainable arts sector.

The Arts Grants Program offers artists, organisations and communities access to support for initiatives that further this vision, exploring, expressing and showcasing Northern Territory identity through arts and culture.



Australian Government

Regional Arts Fund

## **Assessment Process:**

---

Applications are assessed against set criteria and guidelines. Funding decisions are made by the Arts Grants Board which provides a transparent, accountable and “arms-length” peer assessment process for the allocation of Arts Grants Program project funding.

A revised Arts Grants Board structure was approved in 2007 and after inviting expressions of interest from members of the community, a Board was appointed by the Minister for Arts and Museums for a three-year term. Members may also be required to provide specialist arts advice to the Minister upon request. The role of the Arts Grants Board is to assess project applications for financial assistance from the Arts Grants Program across all art forms with the aim of supporting those proposals which meet the published criteria and which demonstrate the greatest potential to enhance and develop the artistic and cultural life of the Northern Territory. More information about the new structure of the Arts Grants Board can be found at [www.arts.nt.gov.au](http://www.arts.nt.gov.au)

The current members of the Arts Grants Board are:

Ms Rachel Clements (chair)  
Ms Mary Anne Butler  
Ms Josie Douglas  
Mr Steve Eland  
Mr Timothy Hill  
Ms Lynette Nalyirri-Lewis  
Mr Mark Smith  
Mr Adrian Walter

Applications to the Round are assessed against the assessment criteria for the relevant category applied to. Each Board member is required to provide an individual rating against each of the criteria which are then collated to develop an overall rating. Since March Round 2008, an artistic weighting is then applied to all ratings. More information is contained in the Arts Grants Program Guidelines booklet including activities that are generally excluded from funding under the Arts Grants Program.

Arts NT is available to provide advice to applicants regarding applications to the Arts Grants Program Project Rounds. Applicants are strongly advised to contact a Program Officer at least several weeks before the Round closing date for assistance prior to submitting applications. If applicants are unsure and require additional assistance, they are also encouraged to make an appointment with the Arts Officer in Darwin or the Regional Manager in Alice Springs. All staff can be contacted by telephoning 8999 8981 or toll free on 1800 678 237.

A budget is set for each round and grants are awarded within funding limits.

## **Outcomes of the March 2008 Round:**

---

Available funding for the March 2008 Round totalled \$230,000 including the Australian Government’s Regional Arts Fund. 20 projects across the Territory were funded from 57 applications received, requesting a total of \$624,602. One application was withdrawn prior to assessment. One application was ineligible. The total amount of funding awarded was \$224,650. Full funding was approved for 15 applications.

A complete list of successful applications for the March 2008 Project Round is at **Appendix 1**.

## Assessment Panel Comments:

---

The assessment meeting was held in Darwin on 14 and 15 May 2008. Ms Hania Radvan, A/Program Manager, Ms Michelle Broun, Arts Officer, Ms Sonja Maclean, Regional Manager, Ms Kate Martin, Grants Administration Officer and Ms Helen Pitts, Regional Arts Fund Grants Administration Officer attended the meeting to provide secretariat support.

The Board consisted of Ms Rachel Clements, Chair, Ms Mary Anne Butler, Mr Steve Eland, Mr Timothy Hill and Mr Mark Smith. Ms Josie Douglas, Ms Lynette Nalyirri-Lewis and Mr Adrian Walter did not attend the meeting.

The Board has provided the following general comments relating to the March 2008 Round applications:

### General

- The quality and presentation of applications was of a high standard, resulting in a highly competitive field of applications for assessment.
- All applicants should read the *Arts Grants Guidelines* booklet carefully and discuss their applications with a Grants Program Officer prior to submitting as some applications were not clearly aligned with the category chosen.
- Applicants are reminded that additional information relating to the content of the application will not be accepted after the closing date.
- NT artists and organisations are also encouraged to apply to other funding bodies, in particular, the Australia Council.

### Content

- Applications that clearly demonstrated artistic vibrancy and creative energy were rated highly.
- The project descriptions need to be short, clear and concise and in plain English.
- Budgets were not detailed enough in many cases.
- Applicants should provide clear and realistic budgets and include budget notes with explanations of calculations.
- All applicants for projects that involve Indigenous activities, communities or people are reminded that they should ensure that Indigenous protocols are followed and the application checklist form has been completed when submitting an application.

### Support Material

- Applicants should not assume that their artwork is known to the Board.
- All applications must include current and relevant artistic support material, examples or documentation of art form as listed on the application form.
- Artistic support material should be limited to the maximum listed on the application form.
- Applicants should also ensure that the **support letters and participating artists forms** provided, are signed, current and refer to the application submitted. If the supporting documentation is not signed, the panel is unable to confirm the commitment or involvement of an individual or organisation in the project or activity. If e-mailing support letters please ensure they are embedded to safeguard the content of the letter.
- Applicants should attach relevant and current CVs that summarise skills and experience. CVs should be limited to one page of information.

The Board has also provided the following advice to future applicants:

### **Addressing selection criteria**

- Applications must address specific selection criteria as per handbook. Project descriptions must be presented under the assessment criteria headings for the category. Applicants are reminded that the Board has a great number of applications to read. Board members are not expected to extract information from a general project outline and match it against the various assessment criteria. **In future any applications which are not formatted this way will not be eligible for assessment.**

### **Advice to applicants**

- Applicants need to describe the process as well as the proposed outcome, i.e. applicants should describe clearly how the outcome/s will be achieved.
- That, where relevant, applicants focus more strongly on the proposed activity or project rather than summarising the full scope of the applicant organisation's program.
- Applicants must provide detailed breakdowns for large amounts listed in the budget – it is not enough to provide totals such as \$3,500 for materials – expenses should be itemised in greater detail.
- For line items of \$1,000 or more quotes must be provided.
- Support letters should be current and specific to the project applied for.
- Support letters should be written by the community/person concerned, ones composed by the applicant and then distributed for signing are not effective.
- All budgets must be presented on the form supplied.
- Applicants are advised to submit applications in plain font only (such as Ariel, Times New Roman or Courier) and in no less than 12 point size.

From March Round 2008 support letters will be limited to a total of **five**. It is the applicant's responsibility to select the most relevant letters.

### **Acquittals**

Additionally, all applicants are reminded that failure to acquit previous grants provided by Arts NT through the Arts Grants Program will result in applications not being accepted. Applicants are encouraged to contact a Grants Program Officer prior to the closing date to confirm their acquittal status.

**Statistical Information:**

**NT CATEGORIES ONLY**

**Explanatory Notes**

Following are definitions and explanatory notes for the information contained within this report.

- *Applications Received* – No. of requests for funding support.
- *Grants Awarded* – No. of applications successful in receiving funding support.
- *No.* – The number of applications or Grants.
- *Value \$* - The dollar value of applications or Grants.
- Note: Percentages listed in Tables 1, 2, and 3 have been rounded to the nearest whole number.
- Note: October 2007 Round originally received 63 applications, however one was withdrawn and only 62 applications are acknowledged in all data

**Table 1 – Total NT Applications Received and Grants Approved** (From October 2006 to March 2008)

| <b>Applications by Number</b>      |                 |                 |                  |
|------------------------------------|-----------------|-----------------|------------------|
|                                    | <b>Received</b> | <b>Approved</b> | <b>Success %</b> |
| March 2008                         | 40              | 10              | 25%              |
| October 2007                       | 62              | 11              | 18%              |
| March 2007                         | 48              | 13              | 27%              |
| October 2006                       | 57              | 13              | 23%              |
| March 2006                         | 51              | 21              | 41%              |
| October 2005                       | 57              | 19              | 33%              |
| <b>Applications by Amount (\$)</b> |                 |                 |                  |
|                                    | <b>Received</b> | <b>Approved</b> | <b>Success %</b> |
| March 2008                         | \$448,872       | \$124,650       | 28%              |
| October 2007                       | \$750,160       | \$119,100       | 16%              |
| March 2007                         | \$523,957       | \$128,790       | 25%              |
| October 2006                       | \$648,925       | \$123,400       | 19%              |
| March 2006                         | \$583,955       | \$144,030       | 25%              |
| October 2005                       | \$586,251       | \$165,500       | 28%              |

**Table 2 – NT Funding Requests – Up to \$5,000**  
(From October 2005 to March 2008)

| <b>Applications by Number</b>      |                 |                 |                  |
|------------------------------------|-----------------|-----------------|------------------|
|                                    | <b>Received</b> | <b>Approved</b> | <b>Success %</b> |
| March 2008                         | 6               | 0               | 0%               |
| October 2007                       | 5               | 0               | 0%               |
| March 2007                         | 9               | 2               | 22%              |
| October 2006                       | 12              | 1               | 8%               |
| March 2006                         | 8               | 6               | 75%              |
| October 2005                       | 23              | 4               | 17%              |
| <b>Applications by Amount (\$)</b> |                 |                 |                  |
|                                    | <b>Received</b> | <b>Approved</b> | <b>Success %</b> |
| March 2008                         | \$19,323        | \$0             | 0%               |
| October 2007                       | \$20,175        | \$0             | 0%               |
| March 2007                         | \$33,285        | \$5,800         | 17%              |
| October 2006                       | \$52,532        | \$5,000         | 10%              |
| March 2006                         | \$39,400        | \$26,000        | 66%              |
| October 2005                       | \$104,953       | \$13,500        | 13%              |

**Table 3 – NT Funding Requests \$5,001 - \$15,000**  
(From October 2005 to March 2008)

| <b>Applications by Number</b>      |                 |                 |                  |
|------------------------------------|-----------------|-----------------|------------------|
|                                    | <b>Received</b> | <b>Approved</b> | <b>Success %</b> |
| March 2008                         | 34              | 10              | 29%              |
| October 2007                       | 57              | 11              | 19%              |
| March 2007                         | 39              | 11              | 28%              |
| October 2006                       | 45              | 12              | 27%              |
| March 2006                         | 43              | 15              | 35%              |
| October 2005                       | 34              | 15              | 44%              |
| <b>Applications by Amount (\$)</b> |                 |                 |                  |
|                                    | <b>Received</b> | <b>Approved</b> | <b>Success %</b> |
| March 2008                         | \$426,549       | \$124,650       | 29%              |
| October 2007                       | \$729,985       | \$119,100       | 16%              |
| March 2007                         | \$490,672       | \$122,990       | 25%              |
| October 2006                       | \$596,393       | \$118,400       | 20%              |
| March 2006                         | \$544,555       | \$118,030       | 22%              |
| October 2005                       | \$481,298       | \$152,000       | 32%              |

# NT CATEGORIES ONLY

Table 4 – Applications, Grants and Success Rate by Program Category – March 2008 Round

| Program Category         | Applications Received |            |                  |            | Grants Awarded |            |                  |            | Success Rate              |                           |
|--------------------------|-----------------------|------------|------------------|------------|----------------|------------|------------------|------------|---------------------------|---------------------------|
|                          | No.                   | %          | Value \$         | %          | No.            | %          | Value \$         | %          | Appl'ns funded by number% | Appl'ns funded by value % |
| Arts Development         | 22                    | 55.0       | \$258,876        | 58.1       | 5              | 50.0       | \$67,210         | 53.9       | 22.7                      | 26.0                      |
| Presentation & Promotion | 18                    | 45.0       | \$186,996        | 41.9       | 5              | 50.0       | \$57,440         | 46.1       | 27.8                      | 30.7                      |
| <b>TOTAL</b>             | <b>40</b>             | <b>100</b> | <b>\$445,872</b> | <b>100</b> | <b>10</b>      | <b>100</b> | <b>\$124,650</b> | <b>100</b> |                           |                           |

Chart 1 – Applications, Grants and Success Rate by Artform – March 2008 Round

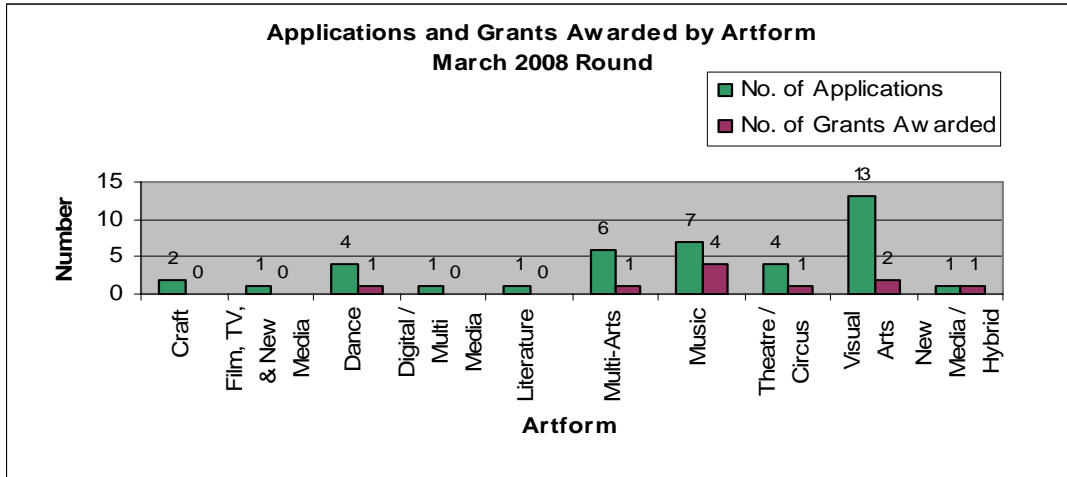


Chart 2 – Applications, Grants and Success Rate by Region of Activity – March 2008 Round

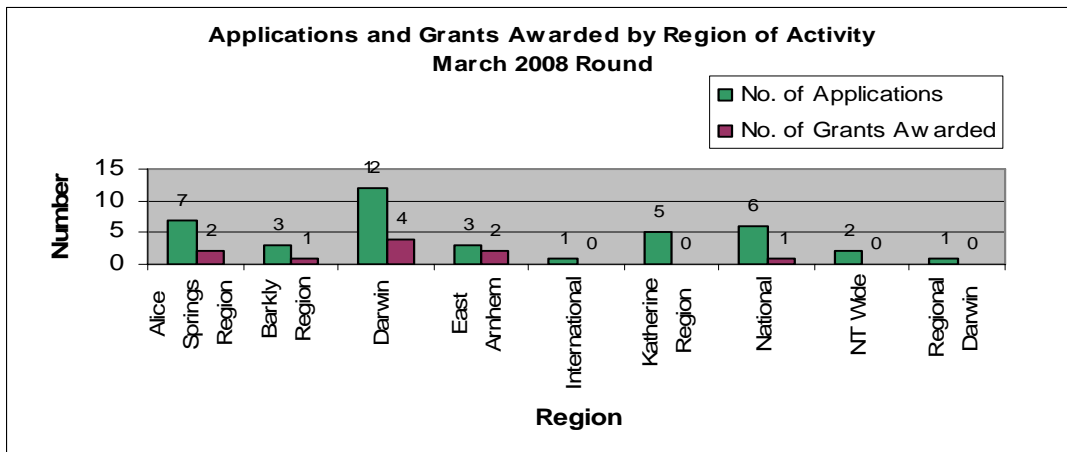
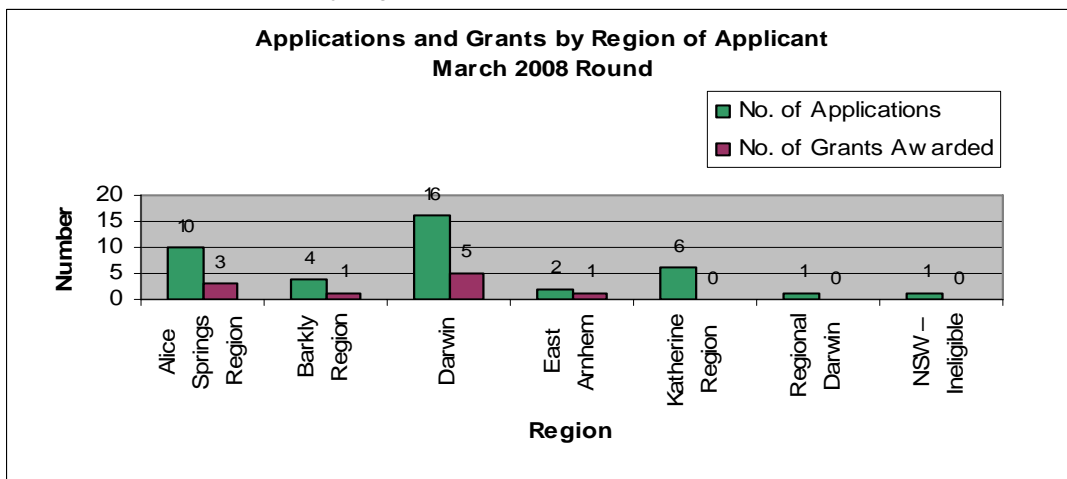


Chart 3 – Applications, Grants and Success Rate by Region of Applicant – March 2008 Round



**Statistical Information:**

**RAF CATEGORIES ONLY**

**Explanatory Notes**

Following are definitions and explanatory notes for the information contained within this report.

- *Applications Received* – No. of requests for funding support.
- *Grants Awarded* – No. of applications successful in receiving funding support.
- *No.* – The number of applications or Grants.
- *Value \$* - The dollar value of applications or Grants.
- Note: Percentages listed in Tables 1, 2, and 3 have been rounded to the nearest whole number.
- Note: Regional Arts Fund did not run October 2007 and will run annually in March only from 2008.

**Table 1 – Total RAF Applications Received and Grants Approved** (From October 2005 to March 2008)

| <b>Applications by Number</b>      |                 |                 |                  |
|------------------------------------|-----------------|-----------------|------------------|
|                                    | <b>Received</b> | <b>Approved</b> | <b>Success %</b> |
| March 2008                         | 17              | 10              | 59%              |
| October 2007                       | -               | -               | -                |
| March 2007                         | 26              | 13              | 50%              |
| October 2006                       | 26              | 13              | 50%              |
| March 2006                         | 25              | 14              | 56%              |
| October 2005                       | 34              | 24              | 71%              |
| <b>Applications by Amount (\$)</b> |                 |                 |                  |
|                                    | <b>Received</b> | <b>Approved</b> | <b>Success %</b> |
| March 2008                         | \$178,730       | \$100,000       | 56%              |
| October 2007                       | -               | -               | -                |
| March 2007                         | \$248,424       | \$100,000       | 40%              |
| October 2006                       | \$316,218       | \$112,000       | 35%              |
| March 2006                         | \$253,958       | \$117,550       | 46%              |
| October 2005                       | \$321,916       | \$179,750       | 56%              |

**Table 2 – RAF Funding Requests – Up to \$5,000**  
(From October 2005 to March 2008)

| <b>Applications by Number</b>      |                 |                 |                  |
|------------------------------------|-----------------|-----------------|------------------|
|                                    | <b>Received</b> | <b>Approved</b> | <b>Success %</b> |
| March 2008                         | 4               | 2               | 50%              |
| October 2007                       | -               | -               | -                |
| March 2007                         | 8               | 4               | 50%              |
| October 2006                       | 3               | 1               | 33%              |
| March 2006                         | 7               | 4               | 57%              |
| October 2005                       | 9               | 6               | 67%              |
| <b>Applications by Amount (\$)</b> |                 |                 |                  |
|                                    | <b>Received</b> | <b>Approved</b> | <b>Success %</b> |
| March 2008                         | \$16,460        | \$6,760         | 41%              |
| October 2007                       | -               | -               | -                |
| March 2007                         | \$34,456        | \$14,750        | 43%              |
| October 2006                       | \$9,460         | \$3,500         | 37%              |
| March 2006                         | \$33,347        | \$19,647        | 59%              |
| October 2005                       | \$37,174        | 24,500          | 66%              |

**Table 3 – RAF Funding Requests \$5,001 - \$15,000**  
(From October 2005 to March 2008)

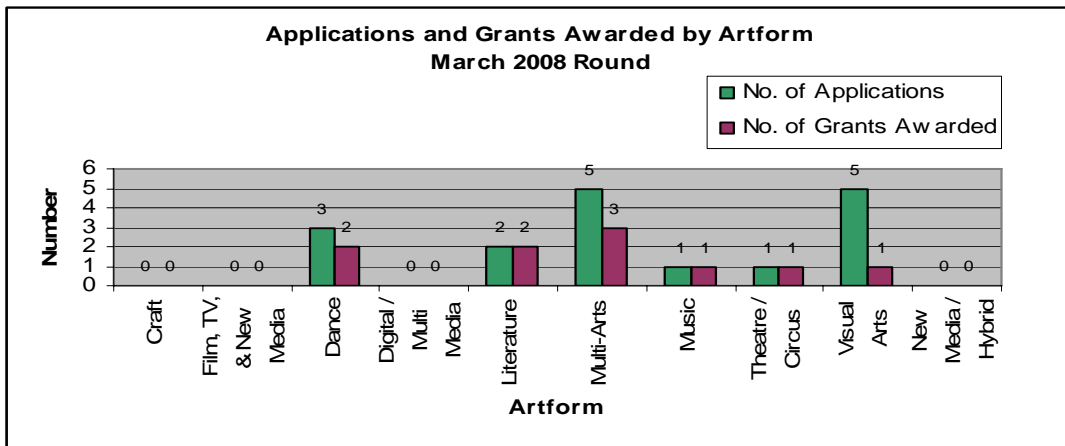
| <b>Applications by Number</b>      |                 |                 |                  |
|------------------------------------|-----------------|-----------------|------------------|
|                                    | <b>Received</b> | <b>Approved</b> | <b>Success %</b> |
| March 2008                         | 13              | 8               | 62%              |
| October 2007                       | -               | -               | -                |
| March 2007                         | 18              | 9               | 50%              |
| October 2006                       | 23              | 12              | 52%              |
| March 2006                         | 18              | 10              | 56%              |
| October 2005                       | 25              | 18              | 72%              |
| <b>Applications by Amount (\$)</b> |                 |                 |                  |
|                                    | <b>Received</b> | <b>Approved</b> | <b>Success %</b> |
| March 2008                         | \$162,270       | \$93,240        | 57%              |
| October 2007                       | -               | -               | -                |
| March 2007                         | \$213,968       | \$85,250        | 40%              |
| October 2006                       | \$306,758       | \$108,500       | 35%              |
| March 2006                         | \$220,611       | \$97,903        | 44%              |
| October 2005                       | \$284,742       | \$155,250       | 55%              |

**RAF CATEGORIES ONLY**

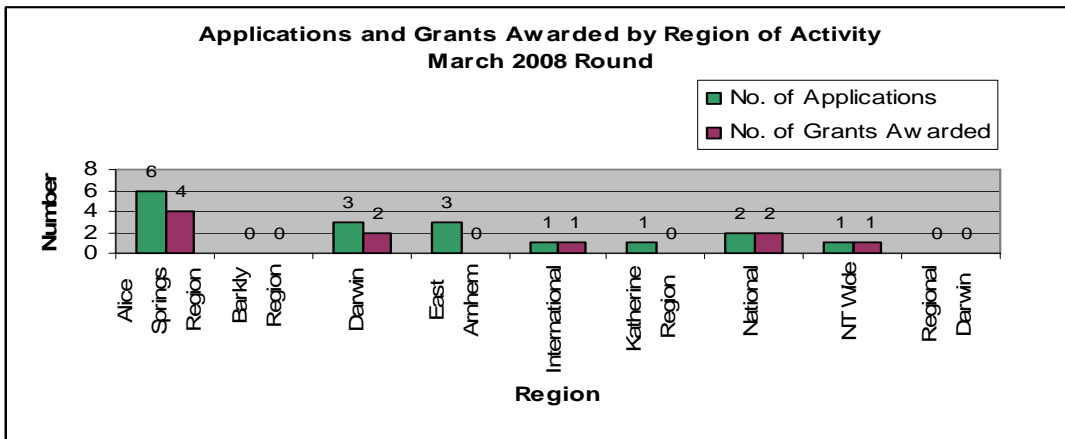
*Table 4 – Applications, Grants and Success Rate by Program Category –March 2008 Round*

| Program Category              | Applications Received |            |                  |            | Grants Awarded |            |                  |            | Success Rate              |                           |
|-------------------------------|-----------------------|------------|------------------|------------|----------------|------------|------------------|------------|---------------------------|---------------------------|
|                               | No.                   | %          | Value \$         | %          | No.            | %          | Value \$         | %          | Appl'ns funded by number% | Appl'ns funded by value % |
| RAF Artist to Artist Support  | 3                     | 17.6       | \$16,700         | 9.3        | 2              | 20.0       | \$6,760          | 6.7        | 66.7                      | 40.5                      |
| RAF Networks and Partnerships | 4                     | 23.5       | \$53,178         | 29.8       | 4              | 40.0       | \$50,678         | 50.7       | 100.0                     | 95.3                      |
| RAF New Arts Communities      | 2                     | 11.8       | \$9,700          | 5.4        | 0              | 0.0        | \$0              | 0.0        | 0.0                       | 0.0                       |
| RAF Skills Development        | 8                     | 47.1       | \$99,152         | 55.5       | 4              | 40.0       | \$42,562         | 42.6       | 50.0                      | 42.9                      |
| <b>TOTAL</b>                  | <b>17</b>             | <b>100</b> | <b>\$178,730</b> | <b>100</b> | <b>10</b>      | <b>100</b> | <b>\$100,000</b> | <b>100</b> |                           |                           |

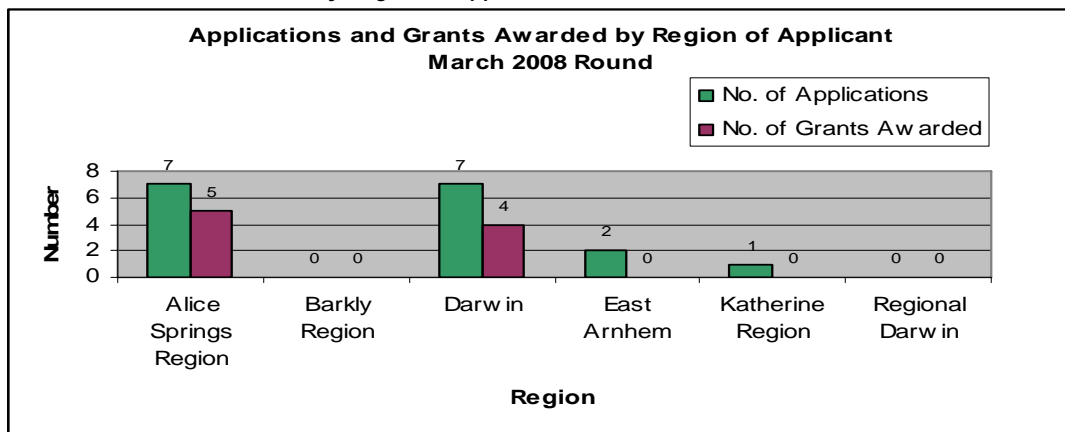
*Chart 1 – Applications, Grants and Success Rate by Artform – March 2008 Round*



*Chart 2 – Applications, Grants and Success Rate by Region of Activity - March 2008 Round*



*Chart 3 – Applications, Grants and Success Rate by Region of Applicant –March 2008 Round*



**ALL CATEGORIES (NT & RAF)**

**Explanatory Notes**

Following are definitions and explanatory notes for the information contained within this report.

- *Applications Received* – No. of requests for funding support.
- *Grants Awarded* – No. of applications successful in receiving funding support.
- *No.* – The number of applications or Grants.
- *Value \$* - The dollar value of applications or Grants.
- Note: Percentages listed in Tables 1, 2, and 3 have been rounded to the nearest whole number.
- Note: October 2007 Round originally received 63 applications, however one was withdrawn and only 62 applications are acknowledged in all data
- Note: Regional Arts Fund did not run October 2007.

**Table 1 – Total Applications Received and Grants Approved** (From October 2005 to March 2008)

| <b>Applications by Number</b>      |                 |                 |                  |
|------------------------------------|-----------------|-----------------|------------------|
|                                    | <b>Received</b> | <b>Approved</b> | <b>Success %</b> |
| March 2008                         | 57              | 20              | 35%              |
| October 2007                       | 62              | 11              | 18%              |
| March 2007                         | 74              | 26              | 35%              |
| October 2006                       | 83              | 26              | 31%              |
| March 2006                         | 76              | 35              | 46%              |
| October 2005                       | 91              | 43              | 47%              |
| <b>Applications by Amount (\$)</b> |                 |                 |                  |
|                                    | <b>Received</b> | <b>Approved</b> | <b>Success %</b> |
| March 2008                         | \$624,602       | \$224,650       | 36%              |
| October 2007                       | \$750,160       | \$119,100       | 16%              |
| March 2007                         | \$772,381       | \$228,790       | 30%              |
| October 2006                       | \$965,143       | \$235,400       | 24%              |
| March 2006                         | \$837,913       | \$261,580       | 31%              |
| October 2005                       | \$908,167       | \$345,250       | 38%              |

**Table 2 – Funding Requests – Up to \$5,000**

(From October 2005 to March 2008)

| <b>Applications by Number</b>      |                 |                 |                  |
|------------------------------------|-----------------|-----------------|------------------|
|                                    | <b>Received</b> | <b>Approved</b> | <b>Success %</b> |
| March 2008                         | 10              | 2               | 20%              |
| October 2007                       | 5               | 0               | 0%               |
| March 2007                         | 17              | 6               | 35%              |
| October 2006                       | 15              | 2               | 13%              |
| March 2006                         | 15              | 10              | 67%              |
| October 2005                       | 32              | 11              | 33%              |
| <b>Applications by Amount (\$)</b> |                 |                 |                  |
|                                    | <b>Received</b> | <b>Approved</b> | <b>Success %</b> |
| March 2008                         | \$35,783        | \$6,760         | 19%              |
| October 2007                       | \$20,175        | \$0             | 0%               |
| March 2007                         | \$67,741        | \$20,550        | 30%              |
| October 2006                       | \$61,992        | \$8,500         | 14%              |
| March 2006                         | \$72,747        | \$45,647        | 63%              |
| October 2005                       | \$142,127       | \$38,000        | 27%              |

**Table 3 – Funding Requests \$5,001 - \$15,000**

(From October 2005 to March 2008)

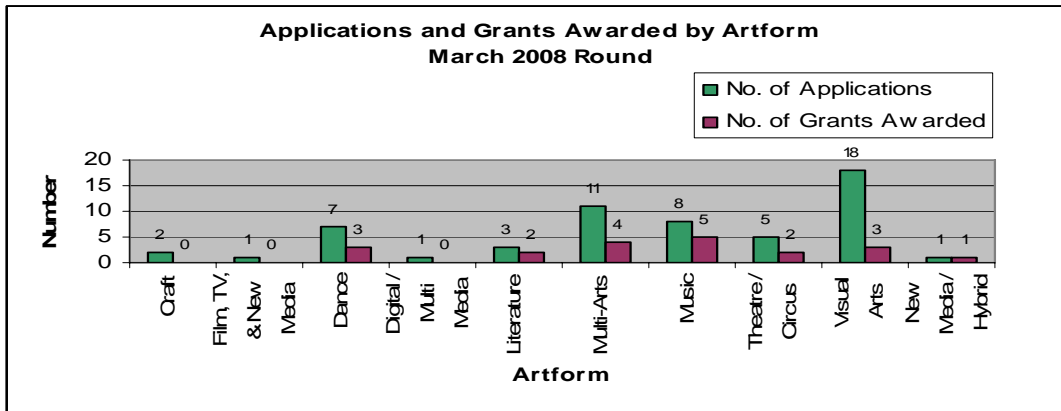
| <b>Applications by Number</b>      |                 |                 |                  |
|------------------------------------|-----------------|-----------------|------------------|
|                                    | <b>Received</b> | <b>Approved</b> | <b>Success %</b> |
| March 2008                         | 47              | 18              | 38%              |
| October 2007                       | 57              | 11              | 19%              |
| March 2007                         | 57              | 20              | 35%              |
| October 2006                       | 68              | 24              | 35%              |
| March 2006                         | 61              | 25              | 41%              |
| October 2005                       | 58              | 32              | 55%              |
| <b>Applications by Amount (\$)</b> |                 |                 |                  |
|                                    | <b>Received</b> | <b>Approved</b> | <b>Success %</b> |
| March 2008                         | \$588,819       | \$217,890       | 37%              |
| October 2007                       | \$729,985       | \$119,100       | 16%              |
| March 2007                         | \$704,640       | \$208,240       | 30%              |
| October 2006                       | \$903,151       | \$226,900       | 25%              |
| March 2006                         | \$765,166       | \$215,933       | 28%              |
| October 2005                       | \$766,040       | \$307,250       | 40%              |

**ALL CATEGORIES (NT & RAF)**

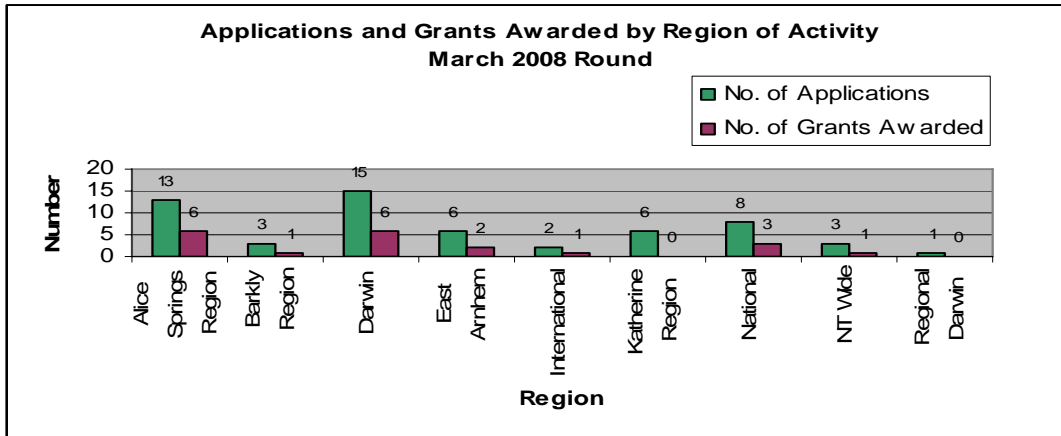
*Table 4 – Applications, Grants and Success Rate by Program Category –March 2008 Round*

| Program Category              | Applications Received |            |                  |            | Grants Awarded |            |                  |            | Success Rate               |                           |
|-------------------------------|-----------------------|------------|------------------|------------|----------------|------------|------------------|------------|----------------------------|---------------------------|
|                               | No.                   | %          | Value \$         | %          | No.            | %          | Value \$         | %          | Appl'ns funded by number % | Appl'ns funded by value % |
| Arts Development              | 22                    | 38.6       | \$258,876        | 41.4       | 5              | 25.0       | \$67,210         | 29.9       | 22.7                       | 26.0                      |
| Presentation and Promotion    | 18                    | 31.6       | \$186,996        | 29.9       | 5              | 25.0       | \$57,440         | 25.6       | 27.8                       | 30.7                      |
| RAF Artist to Artist Support  | 3                     | 5.3        | \$16,700         | 2.7        | 2              | 10.0       | \$6,760          | 3.0        | 66.7                       | 40.5                      |
| RAF Networks and Partnerships | 4                     | 7.0        | \$53,178         | 8.5        | 4              | 20.0       | \$50,678         | 22.6       | 100.0                      | 95.3                      |
| RAF New Arts Communities      | 2                     | 3.5        | \$9,700          | 1.6        | 0              | 0.0        | \$0              | 0.0        | 0.0                        | 0.0                       |
| RAF Skills Development        | 8                     | 14.0       | \$99,152         | 15.9       | 4              | 20.0       | \$42,562         | 18.9       | 50.0                       | 42.9                      |
| <b>TOTAL</b>                  | <b>57</b>             | <b>100</b> | <b>\$624,602</b> | <b>100</b> | <b>20</b>      | <b>100</b> | <b>\$224,650</b> | <b>100</b> |                            |                           |

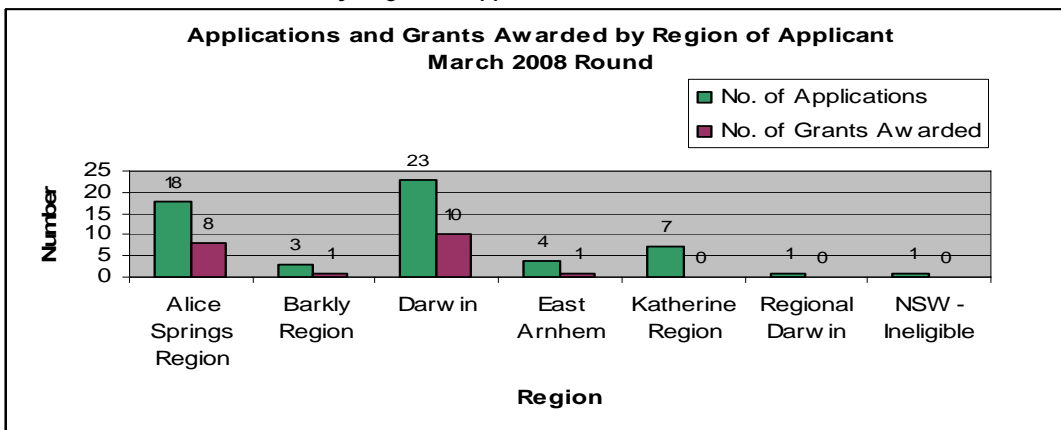
*Chart 1 – Applications, Grants and Success Rate by Artform – March 2008 Round*



*Chart 2 – Applications, Grants and Success Rate by Region of Activity – March 2008 Round*



*Chart 3 – Applications, Grants and Success Rate by Region of Applicant –March 2008 Round*



**Appendix 1 – Successful Applications for March 2008 Round****NT CATEGORIES**

| <b>Applicant</b>                                  | <b>Title</b>  | <b>Region</b> | <b>Art form</b>                 | <b>Amount Approved</b> |
|---|---|---------------|---------------------------------|------------------------|
| <b>ARTS DEVELOPMENT</b>                           |   |               |                                 |                        |
| Gapuwiyak Culture and Arts Aboriginal Corporation | Gapuwiyak Culture and Arts – Permanent Collection Development | East Arnhem   | Indigenous Visual Arts & Crafts | \$14,650               |
| Happy Yess Community Arts Inc                     | Happy Yess – Stage Five Project                               | Darwin        | Music                           | \$15,000               |
| Julalikari Council Aboriginal Corporation         | Punttu II – Visual Arts Project                               | Barkly Region | Indigenous Visual Arts & Crafts | \$12,760               |
| Powell, Dani                                      | Under Today – Media and Dance Performance Installation        | Alice Region  | Dance                           | \$15,000               |
| The Neo   | The Neo Dreaming Tracks – Music Workshops                     | Darwin Region | Music                           | \$9,800                |
|   |   |               | <b>SUB TOTAL</b>                | <b>\$67,210</b>        |
| <b>Applicant</b>                                  | <b>Title</b>  | <b>Region</b> | <b>Art form</b>                 | <b>Amount Approved</b> |
| <b>PRESENTATION AND PROMOTION</b>                 |   |               |                                 |                        |
| Darwin Chorale Inc                                | Handel's Messiah  | Darwin        | Music                           | \$7,500                |
| Knock-em-Down Theatre                             | Production of Half Way There                                  | Darwin        | Theatre                         | \$14,940               |
| Lang, Gary  | Munuk Gapu – Dance Production                                 | Darwin        | Indigenous Dance                | \$15,000               |
| Swan, Olivia Mei Lai                              | Single Release and National Single Launch Tour                | Alice Region  | Music                           | \$10,000               |
| Urban, Tashka                                     | Human Canvas Project  | Alice Region  | Music                           | \$10,000               |
|   |   |               | <b>SUB TOTAL</b>                | <b>\$57,440</b>        |

**Appendix 1 – Successful Applications for March 2008 Round**
**RAF CATEGORIES**

| Applicant                                  | Title   | Region       | Art form                       | Amount Approved  |
|--|---|--------------|--------------------------------|------------------|
| <b>RAF ARTIST TO ARTIST SUPPORT</b>        |   |              |                                |                  |
| Dutton, Jo                                 | Skidmore College New York Summer School   | Alice Region | Literature                     | \$4,600          |
| O'Branagain, Finn                          | Two Hundred K's Creative Development  | Darwin       | Theatre                        | \$2,160          |
|  |   |              | <b>SUB TOTAL</b>               | <b>\$6,760</b>   |
| Applicant                                  | Title   | Region       | Art form                       | Amount Approved  |
| <b>RAF NETWORKS AND PARTNERSHIPS</b>       |   |              |                                |                  |
| Large, Scott                               | Bush Bands Bash 2008  | Alice Region | Indigenous Music               | \$14,893         |
| Northern Territory Writers' Centre Inc     | Out There – Writers in Regional Northern Territory                                | Darwin       | Literature                     | \$11,500         |
| NPY Women's Council                        | Injalak Arts and Crafts Association and Tjanpi Desert Weavers Fibre Art Workshops | Alice Region | Indigenous Visual Arts & Craft | \$11,785         |
| Watch this Space                           | Alice in View – Multi Arts Showcase   | Alice Region | Multi Arts                     | \$12,500         |
|  |   |              | <b>SUB TOTAL</b>               | <b>\$50,678</b>  |
| Applicant                                  | Title   | Region       | Art form                       | Amount Approved  |
| <b>RAF SKILLS DEVELOPMENT</b>              |   |              |                                |                  |
| Artback NT Arts Touring Inc                | Developmental work for Chooky Dancers for DanceSite 2008                          | Darwin       | Indigenous Dance               | \$14,000         |
| Australian Dance Council Ausdance (NT) Inc | Terrain – Indigenous Dance Residency  | Darwin       | Indigenous Dance               | \$7,038          |
| Brown's Mart Community Arts Inc            | Pathways – Workshops  | Darwin       | Multi Arts                     | \$11,624         |
| RedHOT Arts Marketing Inc                  | Imagine Alice Artist Symposium  | Alice Region | Multi Arts                     | \$9,900          |
|  |   |              | <b>SUB TOTAL</b>               | <b>\$42,562</b>  |
|  |   |              | <b>GRAND TOTAL</b>             | <b>\$224,650</b> |