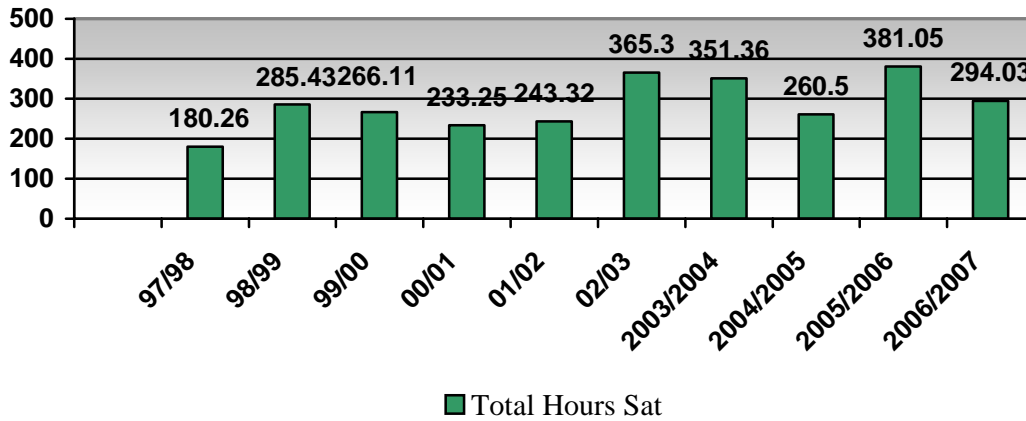
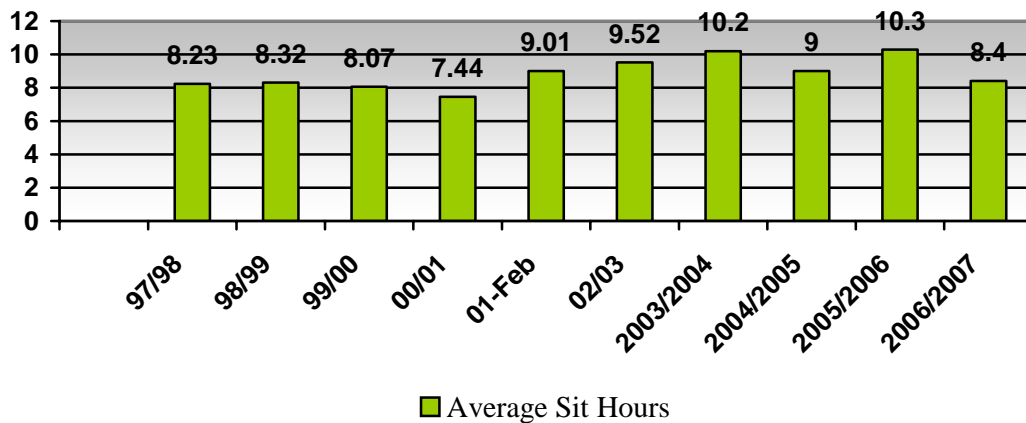


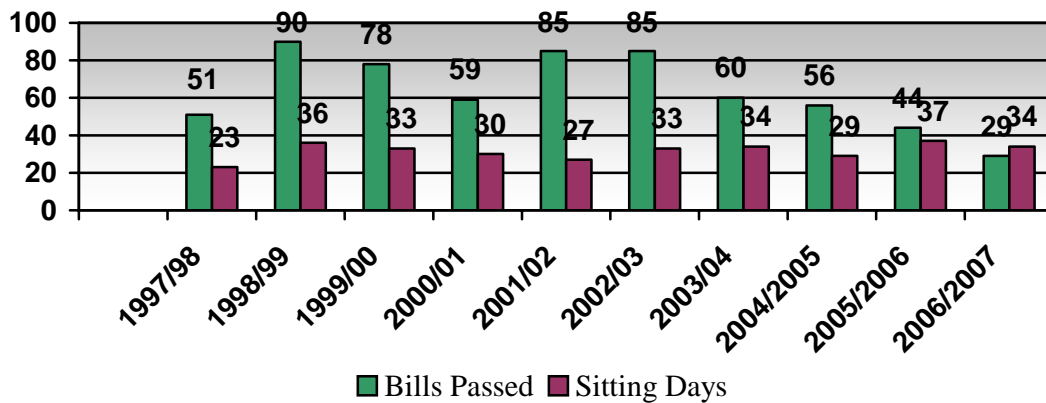
**Graph 1: Annual Sitting Hours—Ten-Year Comparison**



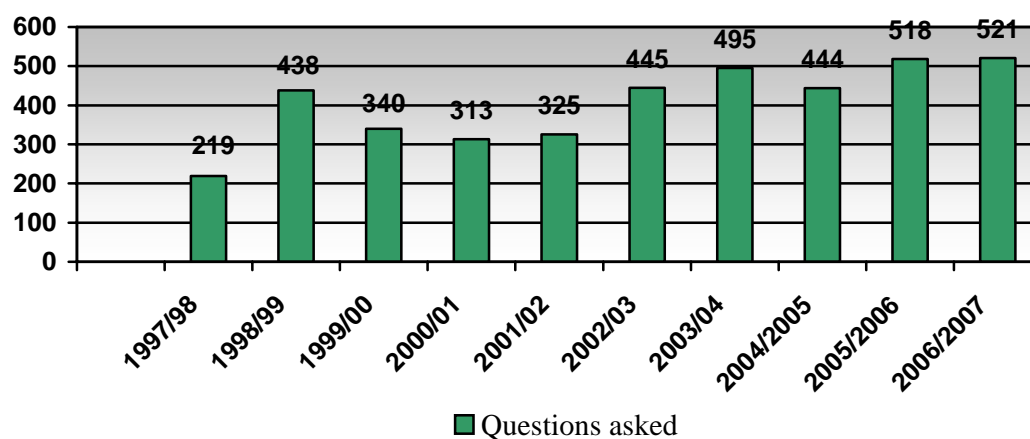
**Graph 2: Average Sitting Hours per Sitting Day—Ten-Year Comparison**



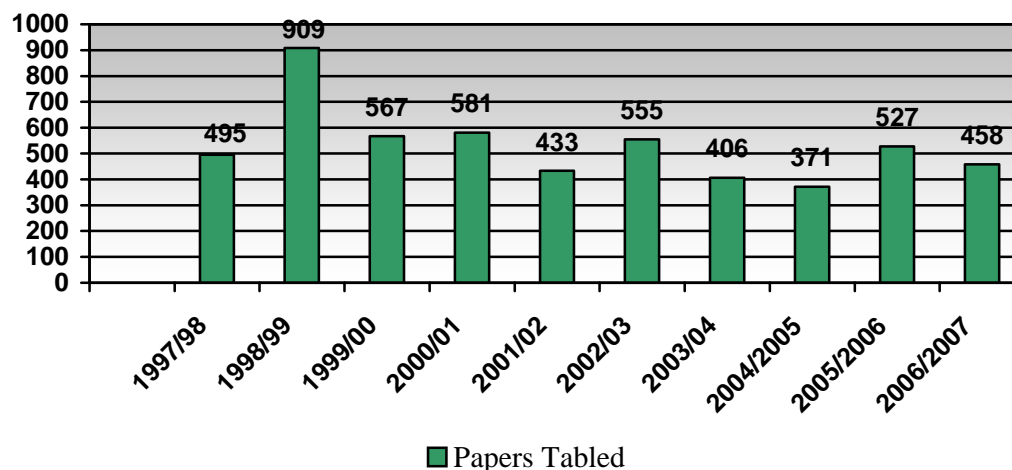
**Graph 3: Bills Passed and Sitting Days — Ten-Year Comparison**



**Graph 4: Questions Asked—Ten-Year Comparison**



**Graph 5: Papers Tabled Ten-Year Comparison**



**Parliamentary Legislation Statistics**

|                                    | <u>Government</u> | <u>Opposition</u> | <u>Independent</u> | <u>Total</u> |
|------------------------------------|-------------------|-------------------|--------------------|--------------|
| <i>Brought forward 1 July 2006</i> | 8                 | 1                 | -                  | 9            |
| Introduced                         | 27                | 11                | 3                  | 41           |
| Discharged                         | -                 | -                 | -                  | -            |
| Withdrawn                          | -                 | -                 | -                  | -            |
| Negated                            | 0                 | 9                 | 2                  | 11           |
| Lapsed                             | -                 | -                 | -                  | -            |
| Passed                             | 29                | -                 | -                  | 29           |
| Acts Assented to                   | 29                | -                 | -                  | 29           |
| Carried forward 30 June 2007       | 6                 | 3                 | 1                  | 10           |

*Other parliamentary business processed.*

The following table summarises other parliamentary business processed.

*Table 2: Parliamentary Business Processed, 2006-2007*

| <b>Other Business</b>        | <b>Total</b> |
|------------------------------|--------------|
| Matters of Public Importance | 2            |
| Papers Tabled                | 458          |
| Petitions Presented          | 25           |
| Questions                    | 521          |
| Written Questions            | 11           |
| Statements                   | 27           |

---