



# Pastoral Market Update

## Live Cattle Exports via Darwin Port – **JANUARY 2012**

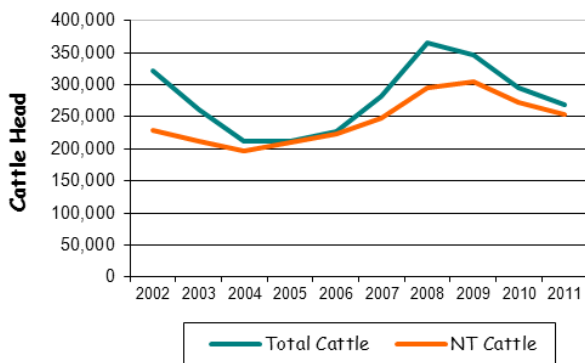
# Please note that the "NT CATTLE" figures are NT cattle exported through the Port of Darwin only, some NT cattle are exported through interstate ports.

Destination	TOTAL CATTLE (including interstate)							# NT CATTLE						
	2010	2011	Last year 31/1/11	YTD 31/1/12	1-31 JAN	Previous Month	Difference	2010	2011	Last year 31/1/11	YTD 31/1/12	1-31 JAN	Previous Month	Difference
BRUNEI	2,853	4,163	0	737	737	0	+737	2,853	4,163	0	737	737	0	+737
INDONESIA	273,396	239,346	26,697	20,558	20,558	41,902	-21,344	250,540	223,526	26,697	18,058	18,058	41,002	-22,944
PHILIPPINES	12,784	16,068	0	0	0	0	0	12,784	16,068	0	0	0	0	0
SABAH	982	0	0	0	0	0	0	982	0	0	0	0	0	0
SARAWAK	1,615	1,197	0	0	0	0	0	1,615	1,197	0	0	0	0	0
W-MALAYSIA	3,975	2,535	0	1,533	1,533	1,615	-82	3,975	2,535	0	1,533	1,533	1,615	-82
VIETNAM	0	945	0	0	0	0	0	0	945	0	0	0	0	0
EGYPT	0	5,363	0	0	0	0	0	0	5,363	0	0	0	0	0
<b>TOTAL</b>	<b>295,605</b>	<b>269,617</b>	<b>26,697</b>	<b>22,828</b>	<b>22,828</b>	<b>43,517</b>	<b>-20,689</b>	<b>272,749</b>	<b>253,797</b>	<b>26,697</b>	<b>20,328</b>	<b>20,328</b>	<b>42,617</b>	<b>-22,289</b>
				<b>-3,869</b>							<b>-6,369</b>			

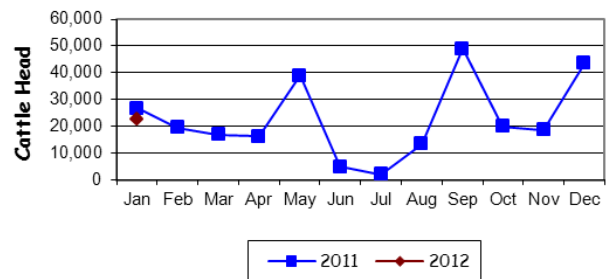
### January at a glance

- 22,828 head of cattle through the Port of Darwin during January, 20,689 less than December and 3,869 less than January last year.
- 2012 total cattle figures indicate 3,869 head less than last year. NT cattle 6,369 less than last year.

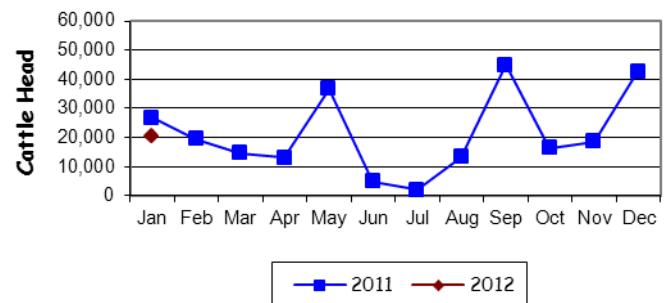
Live Cattle Exports thru the Port of Darwin (last 10 years)



TOTAL Live Cattle Exports thru Port of Darwin 2011 v 2012



NT Live Cattle Exports thru Port of Darwin 2011 v 2012



### PREVIOUS 8 YEARS

Total Cattle, Port of Darwin								NT Cattle, Port of Darwin							
2004	2005	2006	2007	2008	2009	2010	2011	2004	2005	2006	2007	2008	2009	2010	2011
211,042	212,616	229,654	283,046	364,944	347,314	295,605	269,617	205,205	210,558	225,413	247,281	295,539	304,818	272,749	253,797




# Pastoral Market Update

## OTHER LIVESTOCK EXPORTS VIA DARWIN PORT (includes NT and Interstate Stock)

Destination	Buffalo			Camels			Goats			Horses			Sheep			Pigs		
	2011	2012	1-31 JAN	2011	2012	1-31 JAN	2011	2012	1-31 JAN	2011	2012	1-31 JAN	2011	2012	1-31 JAN	2011	2012	1-31 JAN
BRUNEI	312	30	30	0	0	0	1,605	0	0	0	0	0	0	0	0	0	0	0
INDONESIA	2,126	0	0	0	0	0	0	0	0	0	0	0	0	0	0	0	0	0
PHILIPPINES	0	0	0	0	0	0	0	0	0	0	0	0	0	0	0	0	0	0
W-MALAYSIA	0	0	0	0	0	0	0	0	0	0	0	0	0	0	0	0	0	0
SABAH	103	0	0	0	0	0	0	0	0	0	0	0	0	0	0	0	0	0
SARAWAK	0	0	0	0	0	0	280	0	0	0	0	0	0	0	0	0	0	0
<b>TOTAL</b>	<b>2,541</b>	<b>30</b>	<b>30</b>	<b>0</b>	<b>0</b>	<b>0</b>	<b>1,885</b>	<b>0</b>	<b>0</b>	<b>0</b>	<b>0</b>	<b>0</b>	<b>0</b>	<b>0</b>	<b>0</b>	<b>0</b>	<b>0</b>	<b>0</b>

## NATIONAL CATTLE PRICES - W/E 28/1/2012

HEAVY STEER									MEDIUM STEER										
Estimated dressed weight price (cents/kg)									Estimated dressed weight price (cents/kg)										
SALEYARDS				O.T.HOOKS					SALEYARDS				O.T.HOOKS						
NSW	QLD	SA	AV (Aust)	NSW	QLD	SA	AV (Aust)	NSW	QLD	SA	AV (Aust)	NSW	QLD	SA	AV (Aust)	NSW	QLD	SA	AV (Aust)
This week	317	338	nq	330	343	341	Nq	337	This week	337	337	308	336	336	340	Nq	331		
Last week	339	357	Nq	343	349	364	Nq	345	Last week	355	359	327	352	340	360	Nq	345		
Year ago	340	342	353	344	339	346	nq	338	Year ago	350	354	352	352	330	336	Nq	331		
MEDIUM COW									TRADE STEER										
Estimated dressed weight price (cents/kg)									Estimated dressed weight price (cents/kg)										
SALEYARDS				O.T.HOOKS					SALEYARDS				O.T.HOOKS						
NSW	QLD	SA	AV (Aust)	NSW	QLD	SA	AV (Aust)	NSW	QLD	SA	AV (Aust)	NSW	QLD	SA	AV (Aust)	NSW	QLD	SA	AV (Aust)
This week	288	294	272	288	288	316	265	283	This week	380	395	336	373	332	340	nq	354		
Last week	308	302	274	303	296	327	270	293	Last week	397	409	353	392	346	354	nq	344		
Year ago	311	298	305	302	290	nq	270	291	Year ago	392	411	356	393	341	338	310	334		
LIVE EXPORT QUOTES									<p>Prices courtesy of Meat &amp; Livestock Australia</p>  <p>www.mla.com.au</p>										
Estimated live weight price (cents/kg)																			
LIGHT STEERS (260-360 kg)				LIGHT HEIFERS (260-360 kg)															
Darwin		Broome		Darwin		Broome													
This week	200		nq	185			nq												
Last week	215		nq	200			nq												
Year ago	215		nq	200			nq												

## CURRENCY EXCHANGE RATES

Key Currencies 1AUD =	Current 1.2.2012	Previous month 1.1.2012	3 months ago 1.11.2011	1 Year ago 1.2.2011	Pre-devaluation 01.07.1997
Brunei Dollar	1.34604	1.30388	1.29887	1.30388	1.076
Indonesian Rupiah	9,542.74	9,225.66	9,305.34	9,225.66	1830
Philippine Peso	45.56410	44.50512	45.0645	44.50512	19.84
Malaysian Ringgit	3.23262	3.07718	3.25338	3.07718	1.9
Euro	0.80470	0.73098	0.75560	0.73098	N/A
US Dollar	1.05829	1.01021	1.05857	1.01021	0.752

Prepared by the NT Department of Resources

This publication contains commodity market information prepared for DoR staff use in strategic research and extension planning. While DoR exercise care in the compilation and preparation of this information, no responsibility is taken for its accuracy or for the completeness of any information that is reproduced from other sources. DoR denies any loss or damage to any person whether caused directly or indirectly by the use of any of the information provided.