



# Pastoral Market Update

## Live Cattle Exports via Darwin Port – NOVEMBER 2011

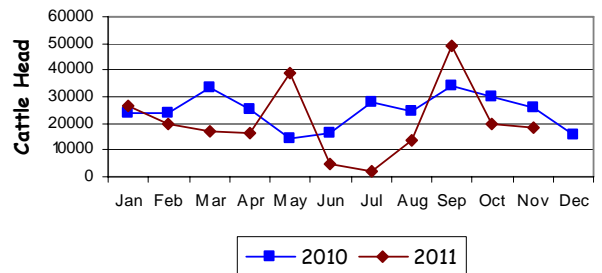
# Please note that the "NT CATTLE" figures are NT cattle exported through the Port of Darwin only, some NT cattle are exported through interstate ports.

Destination	TOTAL CATTLE (including interstate)							# NT CATTLE						
	2009	2010	Last year 30/11/10	YTD 30/11/11	1-30 NOV	Previous Month	Difference	2009	2010	Last year 30/11/10	YTD 30/11/11	1-30 NOV	Previous Month	Difference
BRUNEI	3,131	2,853	2,853	4,163	0	1,546	-1,546	2,681	2,853	2,853	4,163	0	1,546	-1,546
INDONESIA	330,433	273,396	260,469	197,444	13,252	17,217	-3,965	288,887	250,540	237,613	182,524	13,252	13,687	-435
PHILIPPINES	10,422	12,784	11,288	16,068	5,318	0	+5,318	10,422	12,784	11,288	16,068	5,318	0	+5,318
SABAH	1,410	982	982	0	0	0	0	910	982	982	0	0	0	0
SARAWAK	0	1,615	1,615	1,197	0	1,197	-1,197	0	1,615	1,615	1,197	0	1,197	-1,197
W-MALAYSIA	1,918	3,975	2,775	920	0	0	0	1,918	3,975	2,775	920	0	0	0
VIETNAM	0	0	0	945	0	0	0	0	0	0	945	0	0	0
EGYPT	0	0	0	5,363	0	0	0	0	0	0	5,363	0	0	0
<b>TOTAL</b>	<b>347,314</b>	<b>295,605</b>	<b>279,982</b>	<b>226,100</b>	<b>18,570</b>	<b>19,960</b>	<b>-1,390</b>	<b>304,818</b>	<b>272,749</b>	<b>257,126</b>	<b>211,180</b>	<b>18,570</b>	<b>16,430</b>	<b>+2,140</b>
				-53,882							-45,946			

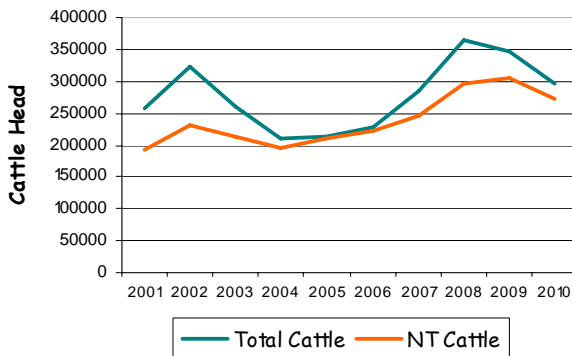
### November at a glance

- 18,570 head of cattle through the Port of Darwin during November. 1,390 less than October and 7,664 less than November last year.
- 2011 total cattle figures indicate 53,882 head less than last year. NT cattle 45,946 less than last year.

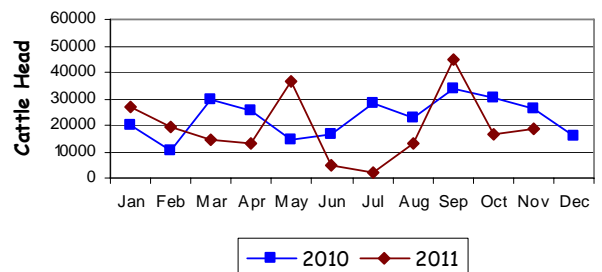
**TOTAL** Live Cattle Exports thru Port of Darwin 2010 v 2011



Live Cattle Exports thru the Port of Darwin (last 10 years)



**NT** Live Cattle Exports thru Port of Darwin 2010 v 2011



PREVIOUS 8 YEARS

Total Cattle, Port of Darwin								NT Cattle, Port of Darwin							
2003	2004	2005	2006	2007	2008	2009	2010	2003	2004	2005	2006	2007	2008	2009	2010
260,618	211,042	212,616	229,654	283,046	364,944	347,314	295,605	212,520	205,205	210,558	225,413	247,281	295,539	304,818	272,749




Northern  
Territory  
Government

# Pastoral Market Update

## OTHER LIVESTOCK EXPORTS VIA DARWIN PORT (includes NT and Interstate Stock)

Destination	Buffalo			Camels			Goats			Horses			Sheep			Pigs		
	2010	2011	1-30 NOV	2010	2011	1-30 NOV	2010	2011	1-30 NOV	2010	2011	1-30 NOV	2010	2011	1-30 NOV	2010	2011	1-30 NOV
BRUNEI	312	470	0	0	0	0	1,605	610	0	0	0	0	0	0	0	0	0	0
INDONESIA	2,126	1371	0	0	0	0	0	0	0	0	0	0	0	0	0	0	0	0
PHILIPPINES	0	0	0	0	0	0	0	0	0	0	0	0	0	0	0	0	0	0
W-MALAYSIA	0	0	0	0	0	0	0	0	0	0	0	0	0	0	0	0	0	0
SABAH	103	0	0	0	0	0	0	0	0	0	0	0	0	0	0	0	0	0
SARAWAK	0	0	0	0	0	0	280	0	0	0	0	0	0	0	0	0	0	0
<b>TOTAL</b>	<b>2,541</b>	<b>1841</b>	<b>0</b>	<b>0</b>	<b>0</b>	<b>0</b>	<b>1,885</b>	<b>610</b>	<b>0</b>	<b>0</b>	<b>0</b>	<b>0</b>	<b>0</b>	<b>0</b>	<b>0</b>	<b>0</b>	<b>0</b>	<b>0</b>

## NATIONAL CATTLE PRICES - W/E 2/12/2011

HEAVY STEER									MEDIUM STEER										
Estimated dressed weight price (cents/kg)									Estimated dressed weight price (cents/kg)										
SALEYARDS				O.T.HOOKS					SALEYARDS				O.T.HOOKS						
NSW	QLD	SA	AV (Aust)	NSW	QLD	SA	AV (Aust)	NSW	QLD	SA	AV (Aust)	NSW	QLD	SA	AV (Aust)	NSW	QLD	SA	AV (Aust)
This week	361	374	328	360	346	365	Nq	342	This week	376	367	309	371	337	368	Nq	343		
Last week	352	359	327	351	344	355	Nq	339	Last week	354	360	328	354	336	353	Nq	339		
Year ago	331	333	327	330	317	323	nq	320	Year ago	345	334	317	336	310	311	nq	315		
MEDIUM COW									TRADE STEER										
Estimated dressed weight price (cents/kg)									Estimated dressed weight price (cents/kg)										
SALEYARDS				O.T.HOOKS					SALEYARDS				O.T.HOOKS						
NSW	QLD	SA	AV (Aust)	NSW	QLD	SA	AV (Aust)	NSW	QLD	SA	AV (Aust)	NSW	QLD	SA	AV (Aust)	NSW	QLD	SA	AV (Aust)
This week	323	309	296	314	297	345	270	297	This week	403	393	347	389	343	355	nq	346		
Last week	317	287	286	307	297	333	270	295	Last week	395	396	331	388	340	343	nq	341		
Year ago	299	284	287	292	274	291	270	278	Year ago	378	395	314	382	319	306	310	315		
LIVE EXPORT QUOTES									<p>Prices courtesy of Meat &amp; Livestock Australia</p>  <p>www.mla.com.au</p>										
Estimated live weight price (cents/kg)																			
LIGHT STEERS (260-350 kg)				LIGHT HEIFERS (260-350 kg)															
Darwin	Broome			Darwin	Broome														
This week	220		nq	205			nq												
Last week	220		210	205			190												
Year ago	nq		nq	nq			nq												

## CURRENCY EXCHANGE RATES

Key Currencies 1AUD =	Current 5.12.2011	Previous month 1.11.2011	3 months ago 1.9.2011	1 Year ago 1.12.2010	Pre-devaluation 01.07.1997
Brunei Dollar	1.33903	1.29887	1.26630	1.29046	1.076
Indonesian Rupiah	9,346.23	9,305.34	9,042.52	8,786.47	1830
Philippine Peso	44.96092	45.0645	44.8436	42.50028	19.84
Malaysian Ringgit	3.25009	3.25338	3.14999	3.04598	1.9
Euro	0.76369	0.75560	0.74994	0.735838	N/A
US Dollar	1.02231	1.05897	1.06340	0.96124	0.752

Prepared by the NT Department of Resources

This publication contains commodity market information prepared for DOR staff use in strategic research and extension planning. While DOR exercise care in the compilation and preparation of this information, no responsibility is taken for its accuracy or for the completeness of any information that is reproduced from other sources. DOR denies any loss or damage to any person whether caused directly or indirectly by the use of any of the information provided.