



# Pastoral Market Update

## Live Cattle Exports via Darwin Port – **JUNE 2011**

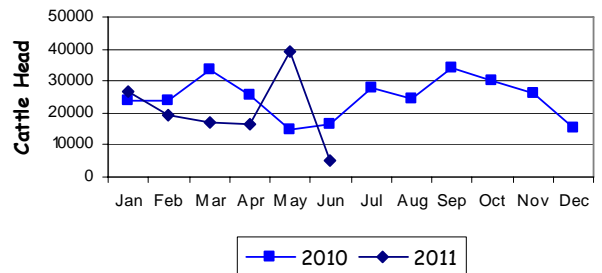
# Please note that the "NT CATTLE" figures are NT cattle exported through the Port of Darwin only, some NT cattle are exported through interstate ports.

Destination	TOTAL CATTLE (including interstate)							# NT CATTLE						
	2009	2010	Last year 30/6/10	YTD 30/6/11	1-30 JUN	Previous Month	Difference	2009	2010	Last year 30/6/10	YTD 30/6/11	1-30 JUN	Previous Month	Difference
BRUNEI	3,131	2,853	948	1,725	0	825	-825	2,681	2,853	948	1,725	0	825	-825
INDONESIA	330,433	273,396	130,912	118,398	2,713	38,167	-35,454	288,887	250,540	110,120	110,908	2,713	35,921	-33,208
PHILIPPINES	10,422	12,784	4,877	2,240	2,240	0	+2,240	10,422	12,784	4,877	2,240	2,240	0	+2,240
SABAH	1,410	982	692	0	0	0	0	910	982	692	0	0	0	0
SARAWAK	0	1,615	0	0	0	0	0	0	1,615	0	0	0	0	0
W-MALAYSIA	1,918	3,975	0	920	0	0	0	1,918	3,975	0	920	0	0	0
EAST TIMOR	0	0	0	0	0	0	0	0	0	0	0	0	0	0
<b>TOTAL</b>	<b>347,314</b>	<b>295,605</b>	<b>137,429</b>	<b>123,283</b>	<b>4,953</b>	<b>38,992</b>	<b>-34,039</b>	<b>304,818</b>	<b>272,749</b>	<b>116,637</b>	<b>115,793</b>	<b>4,953</b>	<b>36,746</b>	<b>-31,793</b>
							<b>-14,146</b>							<b>-844</b>

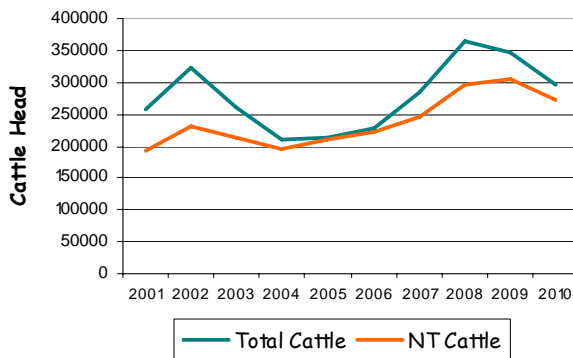
### June at a glance

- 4,953 head of cattle through the Port of Darwin during June. 34,039 less than May and 11,698 less than June last year.
- 2011 total cattle figures indicate 14,146 head less than last year. NT cattle 844 less than last year.

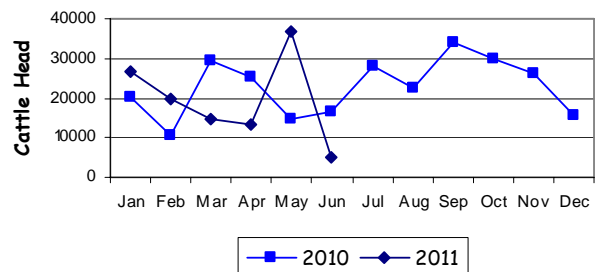
**TOTAL** Live Cattle Exports thru Port of Darwin 2010 v 2011



Live Cattle Exports thru the Port of Darwin (last 10 years)



**NT** Live Cattle Exports thru Port of Darwin 2010 v 2011



PREVIOUS 8 YEARS

Total Cattle, Port of Darwin								NT Cattle, Port of Darwin							
2003	2004	2005	2006	2007	2008	2009	2010	2003	2004	2005	2006	2007	2008	2009	2010
260,618	211,042	212,616	229,654	283,046	364,944	347,314	295,605	212,520	205,205	210,558	225,413	247,281	295,539	304,818	272,749




# Pastoral Market Update

## OTHER LIVESTOCK EXPORTS VIA DARWIN PORT (includes NT and Interstate Stock)

Destination	Buffalo			Camels			Goats			Horses			Sheep			Pigs		
	2010	2011	1-30 JUN	2010	2011	1-30 JUN	2010	2011	1-30 JUN	2010	2011	1-30 JUN	2010	2011	1-30 JUN	2010	2011	1-30 JUN
BRUNEI	312	50	0	0	0	0	1,605	0	0	0	0	0	0	0	0	0	0	0
INDONESIA	2,126	918	0	0	0	0	0	0	0	0	0	0	0	0	0	0	0	0
PHILIPPINES	0	0	0	0	0	0	0	0	0	0	0	0	0	0	0	0	0	0
W-MALAYSIA	0	0	0	0	0	0	0	0	0	0	0	0	0	0	0	0	0	0
SABAH	103	0	0	0	0	0	0	0	0	0	0	0	0	0	0	0	0	0
SARAWAK	0	0	0	0	0	0	280	0	0	0	0	0	0	0	0	0	0	0
<b>TOTAL</b>	<b>2,541</b>	<b>968</b>	<b>0</b>	<b>0</b>	<b>0</b>	<b>0</b>	<b>1,885</b>	<b>0</b>	<b>0</b>	<b>0</b>	<b>0</b>	<b>0</b>	<b>0</b>	<b>0</b>	<b>0</b>	<b>0</b>	<b>0</b>	<b>0</b>

## NATIONAL CATTLE PRICES - W/E 24/6/2011

JAPAN OX									MEDIUM STEER										
Estimated dressed weight price (cents/kg)									Estimated dressed weight price (cents/kg)										
SALEYARDS				O.T.HOOKS					SALEYARDS				O.T.HOOKS						
NSW	QLD	SA	AV (Aust)	NSW	QLD	SA	AV (Aust)	NSW	QLD	SA	AV (Aust)	NSW	QLD	SA	AV (Aust)	NSW	QLD	SA	AV (Aust)
This week	329	303	nq	317	325	312	Nq	316	This week	321	301	333	310	313	307	Nq	315		
Last week	339	305	334	328	328	314	Nq	320	Last week	328	311	362	319	313	309	Nq	317		
Year ago	336	311	320	318	316	316	nq	306	Year ago	329	313	329	323	306	307	Nq	302		
MEDIUM COW									TRADE STEER										
Estimated dressed weight price (cents/kg)									Estimated dressed weight price (cents/kg)										
SALEYARDS				O.T.HOOKS					SALEYARDS				O.T.HOOKS						
NSW	QLD	SA	AV (Aust)	NSW	QLD	SA	AV (Aust)	NSW	QLD	SA	AV (Aust)	NSW	QLD	SA	AV (Aust)	NSW	QLD	SA	AV (Aust)
This week	277	263	280	270	278	288	268	277	This week	389	370	354	371	344	303	nq	336		
Last week	283	267	296	271	280	290	268	278	Last week	399	326	375	361	354	309	nq	341		
Year ago	278	262	315	278	268	258	263	271	Year ago	357	340	334	343	318	299	310	318		
LIVE EXPORT QUOTES									<p>Prices courtesy of Meat &amp; Livestock Australia</p>  <p>www.mla.com.au</p>										
Estimated <u>live</u> weight price (cents/kg)																			
LIGHT STEERS (260-350 kg)				LIGHT HEIFERS (260-350 kg)															
Darwin		Fremantle		Darwin		Fremantle													
This week	nq	nq	nq	nq	nq	nq	nq	nq											
Last week	nq	nq	nq	nq	nq	nq	nq	nq											
Year ago	175	nq	160	nq	nq	nq	nq	nq											

## CURRENCY EXCHANGE RATES

Key Currencies 1AUD =	Current 30.6.2011	Previous month 1.6.2011	3 months ago 1.4.2011	1 Year ago 1.7.2010	Pre-devaluation 01.07.1997
Brunei Dollar	1.30323	1.33696	1.32088	1.14913	1.076
Indonesian Rupiah	9,034.02	9,227.09	9,020.82	7,614.85	1830
Philippine Peso	45.66706	46.47650	44.81239	39.0042	19.84
Malaysian Ringgit	3.21569	3.23378	3.12265	2.64312	1.9
Euro	0.73232	0.74879	0.73165	0.66934	N/A
US Dollar	1.04803	1.06942	1.03108	0.83068	0.752

Prepared by the NT Department of Resources

This publication contains commodity market information prepared for DoR staff use in strategic research and extension planning. While DoR exercise care in the compilation and preparation of this information, no responsibility is taken for its accuracy or for the completeness of any information that is reproduced from other sources. DoR denies any loss or damage to any person whether caused directly or indirectly by the use of any of the information provided.