



# Pastoral Market Update

## Live Cattle Exports via Darwin Port – **AUGUST 2011**

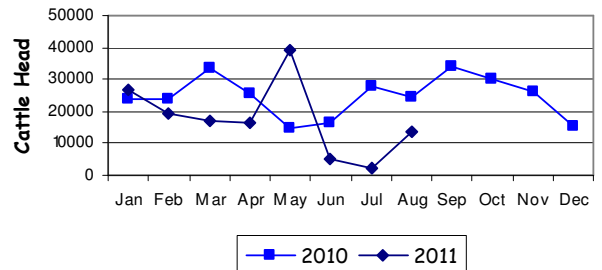
# Please note that the "NT CATTLE" figures are NT cattle exported through the Port of Darwin only, some NT cattle are exported through interstate ports.

Destination	TOTAL CATTLE (including interstate)							# NT CATTLE							
	2009	2010	Last year 31/8/10	YTD 31/8/11	1-31 AUG	Previous Month		2009	2010	Last year 31/8/10	YTD 31/8/11	1-31 AUG	Previous Month		
							Difference								Difference
BRUNEI	3,131	2,853	1,744	2,617	0	892	-892	2,681	2,853	1,744	2,617	0	892	-892	
INDONESIA	330,433	273,396	182,601	128,607	10,209	0	+10,209	288,887	250,540	159,745	121,117	10,209	0	+10,209	
PHILIPPINES	10,422	12,784	4,877	5,596	2,243	1,113	+1,130	10,422	12,784	4,877	5,596	2,243	1,113	+1,130	
SABAH	1,410	982	692	0	0	0	0	910	982	692	0	0	0	0	
SARAWAK	0	1,615	0	0	0	0	0	0	1,615	0	0	0	0	0	
W-MALAYSIA	1,918	3,975	0	920	0	0	0	1,918	3,975	0	920	0	0	0	
VIETNAM	0	0	0	945	945	0	+945	0	0	0	945	945	0	+945	
<b>TOTAL</b>	<b>347,314</b>	<b>295,605</b>	<b>189,914</b>	<b>138,685</b>	<b>13,397</b>	<b>2,005</b>	<b>+11,392</b>	<b>304,818</b>	<b>272,749</b>	<b>167,058</b>	<b>131,195</b>	<b>13,397</b>	<b>2,005</b>	<b>+11,392</b>	
				<b>-51,229</b>							<b>-35,863</b>				

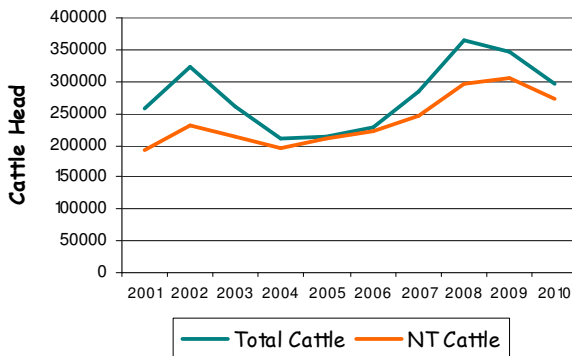
### August at a glance

- 13,397 head of cattle through the Port of Darwin during August. 11,392 more than July and 11,091 less than August last year.
- 2011 total cattle figures indicate 51,229 head less than last year. NT cattle 35,863 less than last year.
- 945 cattle were exported to Vietnam. The first in over 10 years.

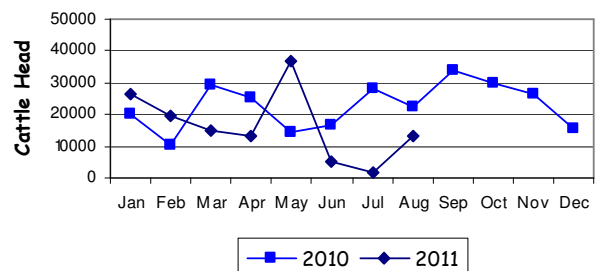
**TOTAL** Live Cattle Exports thru Port of Darwin 2010 v 2011



Live Cattle Exports thru the Port of Darwin (last 10 years)



**NT** Live Cattle Exports thru Port of Darwin 2010 v 2011



### PREVIOUS 8 YEARS

Total Cattle, Port of Darwin								NT Cattle, Port of Darwin							
2003	2004	2005	2006	2007	2008	2009	2010	2003	2004	2005	2006	2007	2008	2009	2010
260,618	211,042	212,616	229,654	283,046	364,944	347,314	295,605	212,520	205,205	210,558	225,413	247,281	295,539	304,818	272,749




# Pastoral Market Update

## OTHER LIVESTOCK EXPORTS VIA DARWIN PORT (includes NT and Interstate Stock)

Destination	Buffalo			Camels			Goats			Horses			Sheep			Pigs		
	2010	2011	1-31 AUG	2010	2011	1-31 AUG	2010	2011	1-31 AUG	2010	2011	1-31 AUG	2010	2011	1-31 AUG	2010	2011	1-31 AUG
BRUNEI	312	50	0	0	0	0	1,605	0	0	0	0	0	0	0	0	0	0	0
INDONESIA	2,126	918	0	0	0	0	0	0	0	0	0	0	0	0	0	0	0	0
PHILIPPINES	0	0	0	0	0	0	0	0	0	0	0	0	0	0	0	0	0	0
W-MALAYSIA	0	0	0	0	0	0	0	0	0	0	0	0	0	0	0	0	0	0
SABAH	103	0	0	0	0	0	0	0	0	0	0	0	0	0	0	0	0	0
SARAWAK	0	0	0	0	0	0	280	0	0	0	0	0	0	0	0	0	0	0
<b>TOTAL</b>	<b>2,541</b>	<b>968</b>	<b>0</b>	<b>0</b>	<b>0</b>	<b>0</b>	<b>1,885</b>	<b>0</b>	<b>0</b>	<b>0</b>	<b>0</b>	<b>0</b>	<b>0</b>	<b>0</b>	<b>0</b>	<b>0</b>	<b>0</b>	<b>0</b>

## NATIONAL CATTLE PRICES - W/E 2/9/2011

HEAVY STEER									MEDIUM STEER										
Estimated dressed weight price (cents/kg)									Estimated dressed weight price (cents/kg)										
SALEYARDS				O.T.HOOKS					SALEYARDS				O.T.HOOKS						
NSW	QLD	SA	AV (Aust)	NSW	QLD	SA	AV (Aust)	NSW	QLD	SA	AV (Aust)	NSW	QLD	SA	AV (Aust)	NSW	QLD	SA	AV (Aust)
This week	356	336	345	342	329	313	Nq	325	This week	351	326	355	353	314	310	Nq	317		
Last week	352	328	350	335	323	311	Nq	315	Last week	353	334	326	342	308	308	Nq	312		
Year ago	333	333	331	334	317	319	nq	310	Year ago	330	326	341	330	308	306	Nq	307		
MEDIUM COW									TRADE STEER										
Estimated dressed weight price (cents/kg)									Estimated dressed weight price (cents/kg)										
SALEYARDS				O.T.HOOKS					SALEYARDS				O.T.HOOKS						
NSW	QLD	SA	AV (Aust)	NSW	QLD	SA	AV (Aust)	NSW	QLD	SA	AV (Aust)	NSW	QLD	SA	AV (Aust)	NSW	QLD	SA	AV (Aust)
This week	310	278	318	292	285	284	258	273	This week	399	374	361	397	323	314	nq	332		
Last week	308	274	264	282	283	281	258	276	Last week	398	381	367	393	322	311	nq	325		
Year ago	289	264	303	273	272	272	273	276	Year ago	363	358	320	360	323	306	310	324		
LIVE EXPORT QUOTES									<p>Prices courtesy of Meat &amp; Livestock Australia</p>  <p>www.mla.com.au</p>										
Estimated <u>live</u> weight price (cents/kg)																			
LIGHT STEERS (260-350 kg)				LIGHT HEIFERS (260-350 kg)															
Darwin		Broome		Darwin		Broome													
This week	nq	nq	nq	nq	nq	nq	nq	nq											
Last week	nq	nq	nq	nq	nq	nq	nq	nq											
Year ago	200	190	185	160															

## CURRENCY EXCHANGE RATES

Key Currencies 1AUD =	Current 5.9.2011	Previous month 1.8.2011	3 months ago 1.6.2011	1 Year ago 1.9.2010	Pre-devaluation 01.07.1997
Brunei Dollar	1.26630	1.34838	1.33696	1.22403	1.076
Indonesian Rupiah	9,042.52	9,386.81	9,227.09	8,026.49	1830
Philippine Peso	44.8436	46.57504	46.47650	40.48799	19.84
Malaysian Ringgit	3.14999	3.25320	3.23378	2.80637	1.9
Euro	0.74994	0.76956	0.74879	0.70196	N/A
US Dollar	1.06340	1.10295	1.06942	0.89008	0.752

Prepared by the NT Department of Resources

This publication contains commodity market information prepared for DoR staff use in strategic research and extension planning. While DoR exercise care in the compilation and preparation of this information, no responsibility is taken for its accuracy or for the completeness of any information that is reproduced from other sources. DoR denies any loss or damage to any person whether caused directly or indirectly by the use of any of the information provided.