



Pastoral Market Update

Live Cattle Exports via Darwin Port – **MARCH 2010**

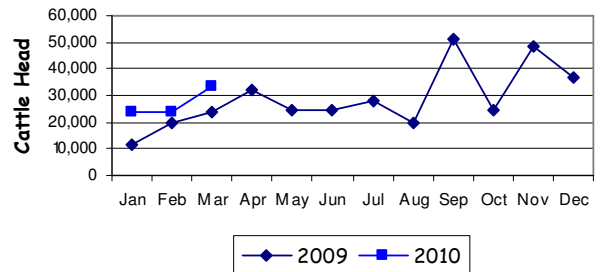
Please note that the "NT CATTLE" figures are NT cattle exported through the Port of Darwin only, some NT cattle are exported through interstate ports.

Destination	TOTAL CATTLE (including interstate)							# NT CATTLE						
	2008	2009	Last year 31/3/09	YTD 31/3/10	1-31 MAR	Previous Month	Difference	2008	2009	Last year 31/3/09	YTD 31/3/10	1-31 MAR	Previous Month	Difference
BRUNEI	4,288	3,131	0	716	716	0	+716	3,238	2,681	0	716	716	0	+716
INDONESIA	341,768	330,433	52,496	80,050	32,622	23,834	+8,788	276,293	288,887	52,353	59,258	28,622	10,357	+18,265
PHILIPPINES	12,247	10,422	3,000	0	0	0	0	11,945	10,422	3,000	0	0	0	0
SABAH	2,985	1,410	0	0	0	0	0	2,055	910	0	0	0	0	0
SARAWAK	2,340	0	0	0	0	0	0	1,590	0	0	0	0	0	0
W-MALAYSIA	1,296	1,918	0	0	0	0	0	418	1,918	0	0	0	0	0
EAST TIMOR	0	0	0	0	0	0	0	0	0	0	0	0	0	0
TOTAL	364,944	347,314	55,496	80,766	33,338	23,834	+9,504	295,539	304,808	55,353	59,974	29,338	10,357	+18,981
				+25,270							+4,621			

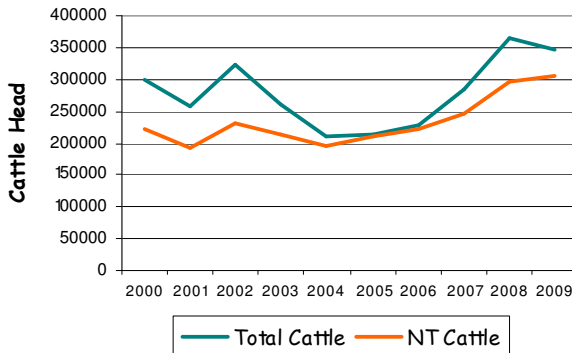
MARCH at a glance

- 33,338 head of cattle through the Port of Darwin during March, 9,504 more than February and 9,308 more than March last year.
- 2010 total cattle figures indicate 25,270 head more than last year. NT cattle 4,621 more than last year.

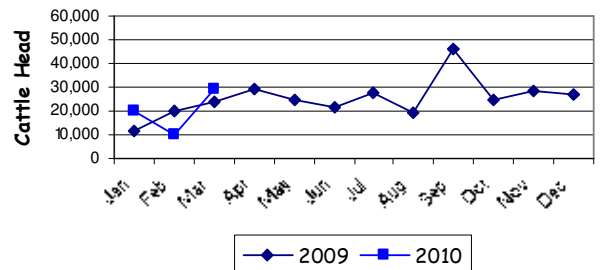
TOTAL Live Cattle Exports thru Port of Darwin
2009 v 2010



Live Cattle Exports thru the Port of Darwin
(last 10 years)



NT Live Cattle Exports thru Port of Darwin
2009 v 2010



PREVIOUS 8 YEARS

Total Cattle, Port of Darwin								NT Cattle, Port of Darwin							
2002	2003	2004	2005	2006	2007	2008	2009	2002	2003	2004	2005	2006	2007	2008	2009
322,602	260,618	211,042	212,616	229,654	283,046	364,944	347,314	229,796	212,520	205,204	210,558	225,413	247,281	295,539	303,918



Pastoral Market Update

OTHER LIVESTOCK EXPORTS VIA DARWIN PORT (includes NT and Interstate Stock)

Destination	Buffalo			Camels			Goats			Horses			Sheep			Pigs		
	2009	2010	1-31 MAR	2009	2010	1-31 MAR	2009	2010	1-31 MAR	2009	2010	1-31 MAR	2009	2010	1-31 MAR	2009	2010	1-31 MAR
BRUNEI	327	0	0	0	0	0	397	880	880	0	0	0	0	0	0	0	0	0
INDONESIA	3,274	1176	576	0	0	0	0	0	0	0	0	0	0	0	0	0	0	0
PHILIPPINES	0	0	0	0	0	0	0	0	0	0	0	0	531	0	0	0	0	0
W-MALAYSIA	0	0	0	0	0	0	0	0	0	0	0	0	0	0	0	0	0	0
SABAH	176	0	0	0	0	0	0	0	0	0	0	0	0	0	0	0	0	0
SARAWAK	0	0	0	0	0	0	0	0	0	0	0	0	0	0	0	0	0	0
TOTAL	3,777	1176	576	0	0	0	397	880	880	0	0	0	531	0	0	0	0	0

NATIONAL CATTLE PRICES - W/E 1/4/10

JAPAN OX									MEDIUM STEER										
Estimated dressed weight price (cents/kg)									Estimated dressed weight price (cents/kg)										
SALEYARDS				O.T.HOOKS					SALEYARDS				O.T.HOOKS						
NSW	QLD	SA	AV (Aust)	NSW	QLD	SA	AV (Aust)	NSW	QLD	SA	AV (Aust)	NSW	QLD	SA	AV (Aust)	NSW	QLD	SA	AV (Aust)
This week	305	296	338	310	306	313	Nq	301	This week	311	333	340	331	298	307	Nq	298		
Last week	306	317	331	315	312	323	Nq	304	Last week	322	324	320	323	305	317	Nq	301		
Year ago	286	291	294	291	290	288	nq	282	Year ago	295	304	317	300	279	281	Nq	284		
US COW									TRADE STEER										
Estimated dressed weight price (cents/kg)									Estimated dressed weight price (cents/kg)										
SALEYARDS				O.T.HOOKS					SALEYARDS				O.T.HOOKS						
NSW	QLD	SA	AV (Aust)	NSW	QLD	SA	AV (Aust)	NSW	QLD	SA	AV (Aust)	NSW	QLD	SA	AV (Aust)	NSW	QLD	SA	AV (Aust)
This week	265	249	301	264	236	250	230	247	This week	340	361	332	345	303	301	310	309		
Last week	268	260	293	267	246	279	230	258	Last week	337	353	329	344	307	309	300	313		
Year ago	256	249	277	254	234	236	225	236	Year ago	311	320	321	319	289	284	nq	309		
LIVE EXPORT QUOTES									<p>Prices courtesy of Meat & Livestock Australia</p> <p>www.mla.com.au</p>										
Estimated <u>live</u> weight price (cents/kg)																			
LIGHT STEERS (280-400 kg)				HEAVY STEERS (400+ kg)															
Darwin		Fremantle		Darwin		Fremantle													
This week	185		nq	175		nq													
Last week	185		nq	175		nq													
Year ago	180		nq	165		nq													

CURRENCY EXCHANGE RATES

Key Currencies 1AUD =	Current 6.4.2010	Previous month 1.3.2010	3 months ago 1.1.2010	1 Year ago 1.4.2009	Pre-devaluation 01.07.1997
Brunei Dollar	1.27651	1.24251	1.2466	1.08997	1.076
Indonesian Rupiah	8,417.18	8,323.79	8,376.04	7,7282.80	1830
Philippine Peso	41.3786	41.7793	42.7721	35.30190	19.84
Malaysian Ringgit	2.97576	3.03421	3.0600	2.60107	1.9
Euro	0.68966	0.66065	0.6370	0.54664	N/A
US Dollar	0.92421	0.90063	0.9006	0.72380	0.752

PREVIOUS 8 YEARS

Total Cattle, Port of Darwin								NT Cattle, Port of Darwin							
2002	2003	2004	2005	2006	2007	2008	2009	2002	2003	2004	2005	2006	2007	2008	2009
322,602	260,618	211,042	212,616	229,654	283,046	364,944	347,314	229,796	212,520	205,204	210,558	225,413	247,281	295,539	303,918