



Pastoral Market Update

Live Cattle Exports via Darwin Port – FEBRUARY 2010

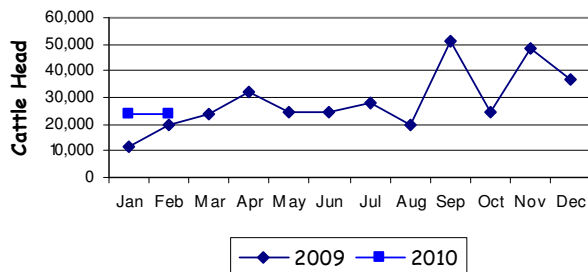
Please note that the "NT CATTLE" figures are NT cattle exported through the Port of Darwin only, some NT cattle are exported through interstate ports.

Destination	TOTAL CATTLE (including interstate)							# NT CATTLE						
	2008	2009	Last year 28/2/09	YTD 28/2/10	1-28 FEB	Previous Month	Difference	2008	2009	Last year 28/2/09	YTD 28/2/10	1-28 FEB	Previous Month	Difference
BRUNEI	4,288	3,131	0	0	0	0	0	3,238	2,681	0	0	0	0	0
INDONESIA	341,768	330,433	28,466	47,428	23,834	23,594	+240	276,293	288,887	28,323	30,636	10,357	20,279	-9,922
PHILIPPINES	12,247	10,422	3,000	0	0	0	0	11,945	10,422	3,000	0	0	0	0
SABAH	2,985	1,410	0	0	0	0	0	2,055	910	0	0	0	0	0
SARAWAK	2,340	0	0	0	0	0	0	1,590	0	0	0	0	0	0
W-MALAYSIA	1,296	1,918	0	0	0	0	0	418	1,918	0	0	0	0	0
EAST TIMOR	0	0	0	0	0	0	0	0	0	0	0	0	0	0
TOTAL	364,944	347,314	31,466	47,428	23,834	23,594	+240	295,539	304,808	31,323	30,636	10,357	20,279	-9,922
				+15,962							-687			

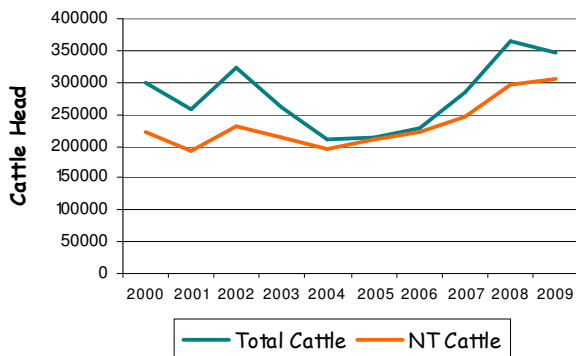
January/February at a glance

- 23,834 head of cattle through the Port of Darwin during February, 240 more than January and 4,280 more than February last year.
- 2010 total cattle figures indicate 15,962 head more than last year. NT cattle 687 less than last year.

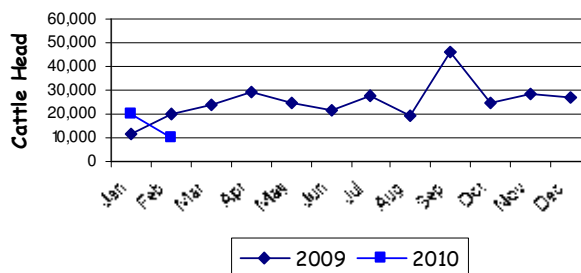
TOTAL Live Cattle Exports thru Port of Darwin 2009 v 2010



Live Cattle Exports thru the Port of Darwin (last 10 years)



NT Live Cattle Exports thru Port of Darwin 2009 v 2010



PREVIOUS 8 YEARS

Total Cattle, Port of Darwin								NT Cattle, Port of Darwin							
2002	2003	2004	2005	2006	2007	2008	2009	2002	2003	2004	2005	2006	2007	2008	2009
322,602	260,618	211,042	212,616	229,654	283,046	364,944	347,314	229,796	212,520	205,204	210,558	225,413	247,281	295,539	303,918




Pastoral Market Update

OTHER LIVESTOCK EXPORTS VIA DARWIN PORT (includes NT and Interstate Stock)

Destination	Buffalo			Camels			Goats			Horses			Sheep			Pigs		
	2009	2010	1-28 FEB	2009	2010	1-28 FEB	2009	2010	1-28 FEB	2009	2010	1-28 FEB	2009	2010	1-28 FEB	2009	2010	1-28 FEB
BRUNEI	327	0	0	0	0	0	397	0	0	0	0	0	0	0	0	0	0	0
INDONESIA	3,274	600	300	0	0	0	0	0	0	0	0	0	0	0	0	0	0	0
PHILIPPINES	0	0	0	0	0	0	0	0	0	0	0	0	531	0	0	0	0	0
W-MALAYSIA	0	0	0	0	0	0	0	0	0	0	0	0	0	0	0	0	0	0
SABAH	176	0	0	0	0	0	0	0	0	0	0	0	0	0	0	0	0	0
SARAWAK	0	0	0	0	0	0	0	0	0	0	0	0	0	0	0	0	0	0
TOTAL	3,777	600	300	0	0	0	397	0	0	0	0	0	531	0	0	0	0	0

NATIONAL CATTLE PRICES - W/E 5/3/10

JAPAN OX									MEDIUM STEER										
Estimated dressed weight price (cents/kg)									Estimated dressed weight price (cents/kg)										
SALEYARDS				O.T.HOOKS					SALEYARDS				O.T.HOOKS						
NSW	QLD	SA	AV (Aust)	NSW	QLD	SA	AV (Aust)	NSW	QLD	SA	AV (Aust)	NSW	QLD	SA	AV (Aust)	NSW	QLD	SA	AV (Aust)
This week	316	324	323	319	312	321	Nq	300	This week	322	341	331	326	301	315	Nq	293		
Last week	312	342	327	331	309	321	Nq	296	Last week	310	327	322	319	297	315	Nq	290		
Year ago	294	312	294	302	288	291	nq	281	Year ago	287	309	291	295	285	282	Nq	284		
US COW									TRADE STEER										
Estimated dressed weight price (cents/kg)									Estimated dressed weight price (cents/kg)										
SALEYARDS				O.T.HOOKS					SALEYARDS				O.T.HOOKS						
NSW	QLD	SA	AV (Aust)	NSW	QLD	SA	AV (Aust)	NSW	QLD	SA	AV (Aust)	NSW	QLD	SA	AV (Aust)	NSW	QLD	SA	AV (Aust)
This week	277	273	286	276	239	250	230	241	This week	336	353	321	338	300	311	nq	308		
Last week	270	263	278	269	238	279	230	244	Last week	337	338	290	331	296	311	nq	302		
Year ago	259	262	247	257	228	236	225	230	Year ago	313	317	285	310	288	284	nq	308		
LIVE EXPORT QUOTES									<p>Prices courtesy of Meat & Livestock Australia</p>  <p>www.mla.com.au</p>										
Estimated <u>live</u> weight price (cents/kg)																			
LIGHT STEERS (280-400 kg)				HEAVY STEERS (400+ kg)															
Darwin		Fremantle		Darwin		Fremantle													
This week	210		170	200		150													
Last week	210		170	200		150													
Year ago	210		170	nq		160													

CURRENCY EXCHANGE RATES

Key Currencies 1AUD =	Current 5.3.2010	Previous month 1.2.2010	3 months ago 1.12.2009	1 Year ago 1.3.2009	Pre-devaluation 01.07.1997
Brunei Dollar	1.24251	1.23286	1.25071	1.00135	1.076
Indonesian Rupiah	8,323.79	8,167.38	8,563.67	7,729.50	1830
Philippine Peso	41.7793	41.0665	42.9432	31.26111	19.84
Malaysian Ringgit	3.03421	3.01202	3.09301	2.40719	1.9
Euro	0.66065	0.63672	0.60863	0.50476	N/A
US Dollar	0.90063	0.88296	0.91463	0.63923	0.752

PREVIOUS 8 YEARS

Total Cattle, Port of Darwin								NT Cattle, Port of Darwin							
2002	2003	2004	2005	2006	2007	2008	2009	2002	2003	2004	2005	2006	2007	2008	2009
322,602	260,618	211,042	212,616	229,654	283,046	364,944	347,314	229,796	212,520	205,204	210,558	225,413	247,281	295,539	303,918