



Pastoral Market Update

Live Cattle Exports via Darwin Port – **APRIL 2010**

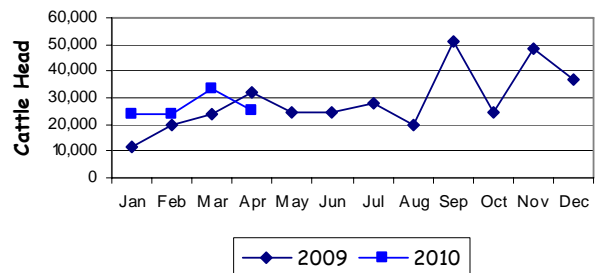
Please note that the "NT CATTLE" figures are NT cattle exported through the Port of Darwin only, some NT cattle are exported through interstate ports.

Destination	TOTAL CATTLE (including interstate)							# NT CATTLE						
	2008	2009	Last year 30/4/09	YTD 30/4/10	1-30 APR	Previous Month	Difference	2008	2009	Last year 30/4/09	YTD 30/4/10	1-30 APR	Previous Month	Difference
BRUNEI	4,288	3,131	991	716	0	716	-716	3,238	2,681	991	716	0	716	-716
INDONESIA	341,768	330,433	82,441	105,460	25,410	32,622	-7,212	276,293	288,887	79,093	84,668	25,410	28,622	-3,212
PHILIPPINES	12,247	10,422	4,160	0	0	0	0	11,945	10,422	4,160	0	0	0	0
SABAH	2,985	1,410	0	0	0	0	0	2,055	910	0	0	0	0	0
SARAWAK	2,340	0	0	0	0	0	0	1,590	0	0	0	0	0	0
W-MALAYSIA	1,296	1,918	0	0	0	0	0	418	1,918	0	0	0	0	0
EAST TIMOR	0	0	0	0	0	0	0	0	0	0	0	0	0	0
TOTAL	364,944	347,314	87,592	106,176	25,410	33,338	-7,928	295,539	304,808	84,244	85,384	25,410	29,338	-3,928
				+18,584							+1,140			

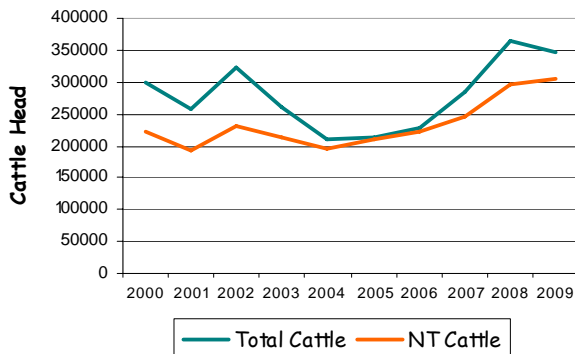
APRIL at a glance

- 25,410 head of cattle through the Port of Darwin during April, 7,928 less than March and 6,686 less than April last year.
- 2010 total cattle figures indicate 18,584 head more than last year. NT cattle 1,140 more than last year.

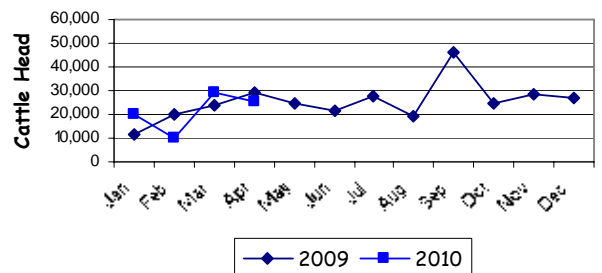
TOTAL Live Cattle Exports thru Port of Darwin 2009 v 2010



Live Cattle Exports thru the Port of Darwin (last 10 years)



NT Live Cattle Exports thru Port of Darwin 2009 v 2010



PREVIOUS 8 YEARS

Total Cattle, Port of Darwin								NT Cattle, Port of Darwin							
2002	2003	2004	2005	2006	2007	2008	2009	2002	2003	2004	2005	2006	2007	2008	2009
322,602	260,618	211,042	212,616	229,654	283,046	364,944	347,314	229,796	212,520	205,204	210,558	225,413	247,281	295,539	303,918




Pastoral Market Update

OTHER LIVESTOCK EXPORTS VIA DARWIN PORT (includes NT and Interstate Stock)

Destination	Buffalo			Camels			Goats			Horses			Sheep			Pigs		
	2009	2010	1-30 APR	2009	2010	1-30 APR	2009	2010	1-30 APR	2009	2010	1-30 APR	2009	2010	1-30 APR	2009	2010	1-30 APR
BRUNEI	327	0	0	0	0	0	397	880	0	0	0	0	0	0	0	0	0	0
INDONESIA	3,274	1176	0	0	0	0	0	0	0	0	0	0	0	0	0	0	0	0
PHILIPPINES	0	0	0	0	0	0	0	0	0	0	0	0	531	0	0	0	0	0
W-MALAYSIA	0	0	0	0	0	0	0	0	0	0	0	0	0	0	0	0	0	0
SABAH	176	0	0	0	0	0	0	0	0	0	0	0	0	0	0	0	0	0
SARAWAK	0	0	0	0	0	0	0	0	0	0	0	0	0	0	0	0	0	0
TOTAL	3,777	1176	0	0	0	0	397	880	0	0	0	0	531	0	0	0	0	0

NATIONAL CATTLE PRICES - W/E 30/4/10

JAPAN OX									MEDIUM STEER										
Estimated dressed weight price (cents/kg)									Estimated dressed weight price (cents/kg)										
SALEYARDS				O.T.HOOKS					SALEYARDS				O.T.HOOKS						
NSW	QLD	SA	AV (Aust)	NSW	QLD	SA	AV (Aust)	NSW	QLD	SA	AV (Aust)	NSW	QLD	SA	AV (Aust)	NSW	QLD	SA	AV (Aust)
This week	302	307	338	313	309	316	Nq	304	This week	317	323	333	322	300	305	Nq	299		
Last week	311	312	336	316	309	313	Nq	302	Last week	309	326	343	323	300	307	Nq	299		
Year ago	295	294	321	295	290	288	nq	281	Year ago	298	315	329	308	279	281	Nq	284		
US COW									TRADE STEER										
Estimated dressed weight price (cents/kg)									Estimated dressed weight price (cents/kg)										
SALEYARDS				O.T.HOOKS					SALEYARDS				O.T.HOOKS						
NSW	QLD	SA	AV (Aust)	NSW	QLD	SA	AV (Aust)	NSW	QLD	SA	AV (Aust)	NSW	QLD	SA	AV (Aust)	NSW	QLD	SA	AV (Aust)
This week	270	252	311	267	237	243	250	248	This week	343	343	341	346	304	305	310	313		
Last week	270	249	300	264	237	249	240	248	Last week	343	364	336	353	304	303	310	313		
Year ago	256	258	260	257	233	235	220	230	Year ago	320	336	318	326	289	284	nq	309		
LIVE EXPORT QUOTES									<p>Prices courtesy of Meat & Livestock Australia</p>  <p>www.mla.com.au</p>										
Estimated <u>live</u> weight price (cents/kg)																			
LIGHT STEERS (280-400 kg)				HEAVY STEERS (400+ kg)															
Darwin		Fremantle		Darwin		Fremantle													
This week	170		nq		160		nq												
Last week	180		nq		170		nq												
Year ago	170		nq		160		nq												

CURRENCY EXCHANGE RATES

Key Currencies 1AUD =	Current 5.5.2010	Previous month 1.4.2010	3 months ago 1.2.2010	1 Year ago 1.5.2009	Pre-devaluation 01.07.1997
Brunei Dollar	1.25430	1.27651	1.23286	1.09172	1.076
Indonesian Rupiah	8,400.67	8,417.18	8,167.38	7,826.93	1830
Philippine Peso	41.1219	41.3786	41.0665	35.22998	19.84
Malaysian Ringgit	2.96064	2.97576	3.01202	2.60219	1.9
Euro	0.70032	0.68966	0.63672	0.54929	N/A
US Dollar	0.92575	0.92421	0.88296	0.72947	0.752

PREVIOUS 8 YEARS

Total Cattle, Port of Darwin								NT Cattle, Port of Darwin							
2002	2003	2004	2005	2006	2007	2008	2009	2002	2003	2004	2005	2006	2007	2008	2009
322,602	260,618	211,042	212,616	229,654	283,046	364,944	347,314	229,796	212,520	205,204	210,558	225,413	247,281	295,539	303,918