



# Pastoral Market Update

## Live Cattle Exports via Darwin Port – **APRIL 2009**

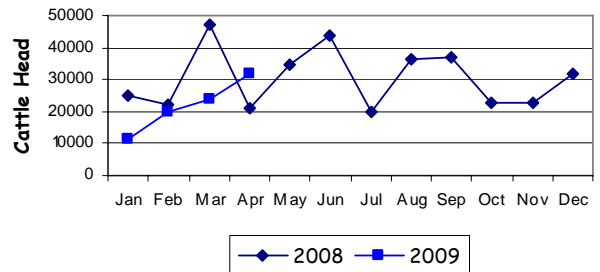
# Please note that the "NT CATTLE" figures are NT cattle exported through the Port of Darwin only, some NT cattle are exported through interstate ports.

Destination	TOTAL CATTLE (including interstate)							# NT CATTLE						
	2007	2008	Last year 30/04/08	YTD 30/04/09	1-30 APR	Previous Month	Difference	2007	2008	Last year 30/04/08	YTD 30/04/09	1-30 APR	Previous Month	Difference
BRUNEI	4,916	4,288	1,725	991	991	0	+991	4,160	3,238	1,725	991	991	0	+991
INDONESIA	258,736	341,768	109,123	82,441	29,945	24,030	+5,915	225,177	276,293	75,194	79,093	26,740	24,030	+2,710
PHILIPPINES	12,041	12,247	3,693	4,160	1,160	0	+1,160	10,321	11,945	3,693	4,160	1,160	0	+1,160
SABAH	1,397	2,985	0	0	0	0	0	1,397	2,055	0	0	0	0	0
SARAWAK	2,143	2,340	1,590	0	0	0	0	2,143	1,590	1,590	0	0	0	0
W-MALAYSIA	3,813	1,296	0	0	0	0	0	3,813	418	0	0	0	0	0
EAST TIMOR	0	0	0	0	0	0	0	0	0	0	0	0	0	0
<b>TOTAL</b>	<b>283,046</b>	<b>364,944</b>	<b>116,131</b>	<b>87,592</b>	<b>32,096</b>	<b>24,030</b>	<b>+8,066</b>	<b>247,281</b>	<b>295,539</b>	<b>82,202</b>	<b>84,244</b>	<b>28,891</b>	<b>24,030</b>	<b>+4,861</b>
				-28,539							+2,042			

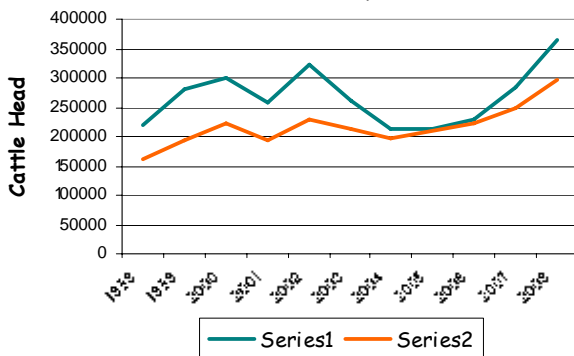
### April at a glance

- 32,096 head of cattle through the Port of Darwin during April, 8,066 head more than March and 10,817 more than March last year.
- 2009 figures indicate 28,539 head less than the same time last year.

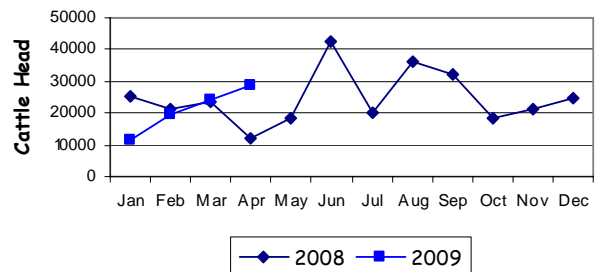
**TOTAL** Live Cattle Exports thru Port of Darwin 2008 v 2009



Live Cattle Exports thru the Port of Darwin (last 10 years)



**NT** Live Cattle Exports thru Port of Darwin 2008 v 2009




### PREVIOUS 8 YEARS

Total Cattle, Port of Darwin								NT Cattle, Port of Darwin							
2001	2002	2003	2004	2005	2006	2007	2008	2001	2002	2003	2004	2005	2006	2007	2008
258,127	322,602	260,618	211,042	212,616	229,654	283,046	364,944	193,172	229,796	212,520	205,204	210,558	225,413	247,281	295,539

### OTHER LIVESTOCK EXPORTS VIA DARWIN PORT (includes NT and Interstate Stock)

Destination	Buffalo			Camels			Goats			Horses			Sheep			Pigs		
	2008	2009	1-30 APR	2008	2009	1-30 APR	2008	2009	1-30 APR	2008	2009	1-30 APR	2008	2009	1-30 APR	2008	2009	1-30 APR
BRUNEI	306	0	0	0	0	0	484	0	0	1	0	0	0	0	0	0	0	0
INDONESIA	3,815	698	400	0	0	0	0	0	0	0	0	0	0	0	0	0	0	0
PHILIPPINES	0	0	0	0	0	0	0	0	0	0	0	0	0	0	0	0	0	0
W-MALAYSIA	280	0	0	0	0	0	0	0	0	0	0	0	3,036	0	0	0	0	0
SABAH	236	0	0	0	0	0	0	0	0	0	0	0	0	0	0	0	0	0
SARAWAK	0	0	0	0	0	0	1,333	0	0	0	0	0	0	0	0	0	0	0
<b>TOTAL</b>	<b>4,637</b>	<b>698</b>	<b>400</b>	<b>0</b>	<b>0</b>	<b>0</b>	<b>1,817</b>	<b>0</b>	<b>0</b>	<b>1</b>	<b>0</b>	<b>0</b>	<b>3,036</b>	<b>0</b>	<b>0</b>	<b>0</b>	<b>0</b>	<b>0</b>

### NATIONAL CATTLE PRICES - W/E 24/4/09

JAPAN OX									MEDIUM STEER										
Estimated dressed weight price (cents/kg)									Estimated dressed weight price (cents/kg)										
SALEYARDS				O.T.HOOKS					SALEYARDS				O.T.HOOKS						
NSW	QLD	SA	AV (Aust)	NSW	QLD	SA	AV (Aust)	NSW	QLD	SA	AV (Aust)	NSW	QLD	SA	AV (Aust)	NSW	QLD	SA	AV (Aust)
This week	286	291	289	nq	290	288	Nq	282	This week	295	304	317	300	279	281	Nq	284		
Last week	298	291	292	nq	291	296	Nq	283	Last week	290	304	307	298	283	289	Nq	286		
Year ago	305	317	302	nq	304	303	nq	290	Year ago	299	311	328	305	294	299	Nq	291		
US COW									TRADE STEER										
Estimated dressed weight price (cents/kg)									Estimated dressed weight price (cents/kg)										
SALEYARDS				O.T.HOOKS					SALEYARDS				O.T.HOOKS						
NSW	QLD	SA	AV (Aust)	NSW	QLD	SA	AV (Aust)	NSW	QLD	SA	AV (Aust)	NSW	QLD	SA	AV (Aust)	NSW	QLD	SA	AV (Aust)
This week	256	249	277	254	234	235	240	236	This week	311	320	321	319	289	284	nq	309		
Last week	259	245	276	253	240	239	240	238	Last week	319	327	331	325	292	289	nq	311		
Year ago	255	257	271	257	234	225	235	232	Year ago	321	339	314	331	306	303	nq	312		
LIVE EXPORT QUOTES									<p>Prices courtesy of Meat &amp; Livestock Australia</p>  <p>www.mla.com.au</p>										
Estimated <u>live</u> weight price (cents/kg)																			
LIGHT STEERS (280-400 kg)				HEAVY STEERS (400+ kg)															
Darwin		Fremantle		Darwin		Fremantle													
This week	180		nq		165		nq												
Last week	180		nq		165		nq												
Year ago	180		165		170		160												

### CURRENCY EXCHANGE RATES

Key Currencies 1AUD =	Current 1.5.2009	Previous month 27.4.2009	3 months ago 1.2.2009	1 Year ago 1.5.2008	Pre-devaluation 01.07.1997
Brunei Dollar	1.09172	1.08997	1.00689	1.29651	1.076
Indonesian Rupiah	7,826.93	7,782.80	7,562.39	8,661.51	1830
Philippine Peso	35,229.98	35,301.90	31,01632	39,79742	19.84
Malaysian Ringgit	2.60219	2.60107	2.37825	2.97013	1.9
Euro	0.54929	0.54664	0.50.390	0.60830	N/A
US Dollar	0.72947	0.72380	0.65944	0.94064	0.752

Prepared by the NT Department of Regional Development, Primary Industry, Fisheries and Resources

This publication contains commodity market information prepared for DPIFM staff use in strategic research and extension planning. While DPIFM exercise care in the compilation and preparation of this information, no responsibility is taken for its accuracy or for the completeness of any information that is reproduced from other sources. DPIFM denies any loss or damage to any person whether caused directly or indirectly by the use of any of the information provided.