



Pastoral Market Update

Live Cattle Exports via Darwin Port – **DECEMBER 2008**

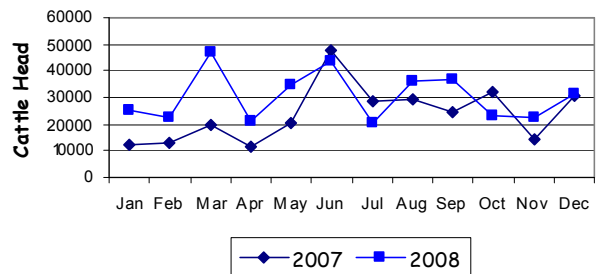
Please note that the "NT CATTLE" figures are NT cattle exported through the Port of Darwin only, some NT cattle are exported through interstate ports.

Destination	TOTAL CATTLE (including interstate)							# NT CATTLE						
	2006	2007	Last year 31/12/07	YTD 31/12/08	1-31 DEC	Previous Month	Difference	2006	2007	Last year 31/12/07	YTD 31/12/08	1-31 DEC	Previous Month	Difference
BRUNEI	7,453	4,916	4,916	4,288	0	649	-649	7,227	4,160	4,160	3,238	0	649	-649
INDONESIA	190,297	258,736	258,736	341,768	26,212	19,107	+7,105	188,419	225,177	225,177	276,293	21,568	18,078	+3,490
PHILIPPINES	10,071	12,041	12,041	12,247	3,030	2,900	-130	10,071	10,321	10,321	11,945	3,030	2,598	+432
SABAH	5,758	1,397	1,397	2,985	930	0	+930	4,944	1,397	1,397	2,055	0	0	0
SARAWAK	1,883	2,143	2,143	2,340	750	0	+750	1,883	2,143	2,143	1,590	0	0	0
W-MALAYSIA	12,412	3,813	3,813	1,296	782	0	+782	10,583	3,813	3,813	418	0	0	0
EAST TIMOR	0	0	0	0	0	0	0	0	0	0	0	0	0	0
TOTAL	227,874	283,046	283,046	364,944	31,704	22,656	+9,054	223,127	247,281	247,281	295,539	24,598	21,323	+3,275
				+81,878							+48,258			

December at a glance

- 31,704 head of cattle through the Port of Darwin during December, 9,054 head more than November and 1,247 more than December last year.
- 2008 figures indicate 81,878 head more than the same time last year.

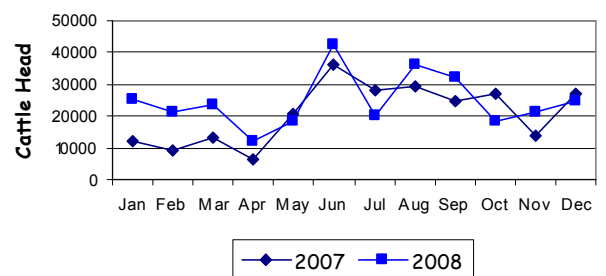
TOTAL Live Cattle Exports thru Port of Darwin 2007 v 2008



Live Cattle Exports thru the Port of Darwin (last 10 years)



NT Live Cattle Exports thru Port of Darwin 2007 v 2008




PREVIOUS 8 YEARS

Total Cattle, Port of Darwin								NT Cattle, Port of Darwin							
2001	2002	2003	2004	2005	2006	2007	2008	2001	2002	2003	2004	2005	2006	2007	2008
258,127	322,602	260,618	211,042	212,616	229,654	283,046	364,944	193,172	229,796	212,520	205,204	210,558	225,413	247,281	295,539

OTHER LIVESTOCK EXPORTS VIA DARWIN PORT (includes NT and Interstate Stock)

Destination	Buffalo			Camels			Goats			Horses			Sheep			Pigs		
	2007	2008	1-31 DEC	2007	2008	1-31 DEC	2007	2008	1-31 DEC	2007	2008	1-31 DEC	2007	2008	1-31 DEC	2007	2008	1-31 DEC
BRUNEI	306	306		0	0	0	1260	484	0		0	0	0	0	0	0	0	0
INDONESIA	2,865	3,815	124	0	0	0	2,257	0	0	9	1	0	0	0	0	0	0	0
PHILIPPINES	0	0	0	0	0	0	0	0	0	0	0	0	0	0	0	0	0	0
W-MALAYSIA	582	280	280	0	0	0	2,312	0	0	0	0	0	825	3,036	0	0	0	0
SABAH	152	236	0	0	0	0	7,349	0	0	0	0	0	0	0	0	0	0	0
SARAWAK	0	0	0	0	0	0	1,358	1,333	0	0	0	0	0	0	0	0	0	0
TOTAL	3,905	4,637	404	0	0	0	15,131	1,817	0	9	1	0	825	3,036	0	0	0	0

NATIONAL CATTLE PRICES - W/E 19/12/08

JAPAN OX									MEDIUM STEER										
Estimated dressed weight price (cents/kg)									Estimated dressed weight price (cents/kg)										
SALEYARDS				O.T.HOOKS					SALEYARDS				O.T.HOOKS						
NSW	QLD	SA	AV (Aust)	NSW	QLD	SA	AV (Aust)	NSW	QLD	SA	AV (Aust)	NSW	QLD	SA	AV (Aust)	NSW	QLD	SA	AV (Aust)
This week	320	325	294	317	313	nq	Nq	295	This week	316	377	nq	315	306	nq	Nq	290		
Last week	316	337	287	314	311	300	Nq	296	Last week	314	335	267	317	306	293	Nq	291		
Year ago	302	320	250	281	nq	nq	nq	nq	Year ago	287	308	nq	283	nq	nq	Nq	nq		
US COW									TRADE STEER										
Estimated dressed weight price (cents/kg)									Estimated dressed weight price (cents/kg)										
SALEYARDS				O.T.HOOKS					SALEYARDS				O.T.HOOKS						
NSW	QLD	SA	AV (Aust)	NSW	QLD	SA	AV (Aust)	NSW	QLD	SA	AV (Aust)	NSW	QLD	SA	AV (Aust)	NSW	QLD	SA	AV (Aust)
This week	281	295	269	270	257	nq	250	260	This week	329	371	308	326	317	nq	nq	321		
Last week	283	289	257	277	257	254	230	254	Last week	323	331	296	320	317	318	nq	321		
Year ago	266	251	231	250	nq	nq	nq	nq	Year ago	327	316	260	309	nq	nq	nq	nq		
LIVE EXPORT QUOTES									<p>Prices courtesy of Meat & Livestock Australia</p>  <p>www.mla.com.au</p>										
Estimated live weight price (cents/kg)																			
LIGHT STEERS (280-400 kg)				HEAVY STEERS (400+ kg)															
Darwin		Fremantle		Darwin		Fremantle													
This week	210		175		nq		165												
Last week	210		175		nq		165												
Year ago	180		nq		170		130												

CURRENCY EXCHANGE RATES

Key Currencies 1AUD =	Current 30.12.2008	Previous month 1.12.2008	3 months ago 1.10.2008	1 Year ago 31.12.2007	Pre-devaluation 01.07.1997
Brunei Dollar	1.00053	.98959	1.15892	1.28415	1.076
Indonesian Rupiah	7,661.19	8,162.47	7,626.50	8,322.26	1830
Philippine Peso	32.58802	31.92574	37.80511	36,881.24	19.84
Malaysian Ringgit	2.40462	2.34848	2.75729	2.94327	1.9
Euro	0.48860	0.49971	0.55970	0.59795	N/A
US Dollar	0.68491	0.64810	0.80002	0.87896	0.752

Prepared by the NT Department of Regional Development, Primary Industry, Fisheries and Resources

This publication contains commodity market information prepared for DPIFM staff use in strategic research and extension planning. While DPIFM exercise care in the compilation and preparation of this information, no responsibility is taken for its accuracy or for the completeness of any information that is reproduced from other sources. DPIFM denies any loss or damage to any person whether caused directly or indirectly by the use of any of the information provided.