



Pastoral Market Update

Live Cattle Exports via Darwin Port – **NOVEMBER 2008**

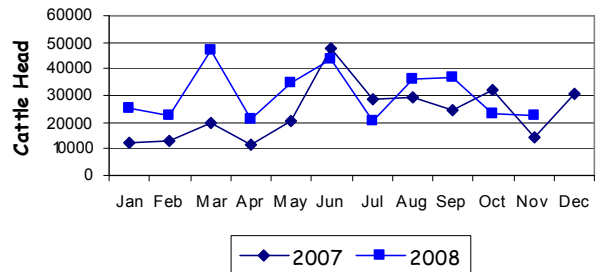
Please note that the "NT CATTLE" figures are NT cattle exported through the Port of Darwin only, some NT cattle are exported through interstate ports.

| Destination | TOTAL CATTLE (including interstate) | | | | | | | # NT CATTLE | | | | | | |
|--------------|-------------------------------------|----------------|--------------------|----------------|---------------|----------------|-------------|----------------|----------------|--------------------|----------------|---------------|----------------|---------------|
| | 2006 | 2007 | Last year 30/11/07 | YTD 30/11/08 | 1-30 NOV | Previous Month | Difference | 2006 | 2007 | Last year 30/11/07 | YTD 30/11/08 | 1-30 NOV | Previous Month | Difference |
| BRUNEI | 7,453 | 4,916 | 4,073 | 4,288 | 649 | 0 | +649 | 7,227 | 4,160 | 3,317 | 3,238 | 649 | 0 | +649 |
| INDONESIA | 190,297 | 258,736 | 229,122 | 315,556 | 19,107 | 22,852 | -3,745 | 188,419 | 225,177 | 198,922 | 254,725 | 18,076 | 18,352 | -276 |
| PHILIPPINES | 10,071 | 12,041 | 12,041 | 9,217 | 2,900 | 0 | +2,900 | 10,071 | 10,321 | 10,321 | 8,915 | 2,598 | 0 | +2,598 |
| SABAH | 5,758 | 1,397 | 1,397 | 2,055 | 0 | 0 | 0 | 4,944 | 1,397 | 1,397 | 2,055 | 0 | 0 | 0 |
| SARAWAK | 1,883 | 2,143 | 2,143 | 1,590 | 0 | 0 | 0 | 1,883 | 2,143 | 2,143 | 1,590 | 0 | 0 | 0 |
| W-MALAYSIA | 12,412 | 3,813 | 3,813 | 514 | 0 | 0 | 0 | 10,583 | 3,813 | 3,813 | 418 | 0 | 0 | 0 |
| EAST TIMOR | 0 | 0 | 0 | 0 | 0 | 0 | 0 | 0 | 0 | 0 | 0 | 0 | 0 | 0 |
| TOTAL | 227,874 | 283,046 | 252,589 | 333,240 | 22,656 | 22,852 | -196 | 223,127 | 247,281 | 220,183 | 270,941 | 21,323 | 18,352 | +2,971 |
| | | | | +80,651 | | | | | | | +50,758 | | | |

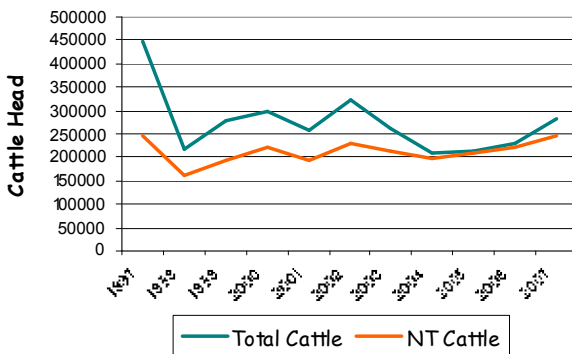
November at a glance

- 22,656 head of cattle through the Port of Darwin during November, 196 head less than October and 8,102 more than November last year.
- 2008 figures indicate 80,651 head more than the same time last year.

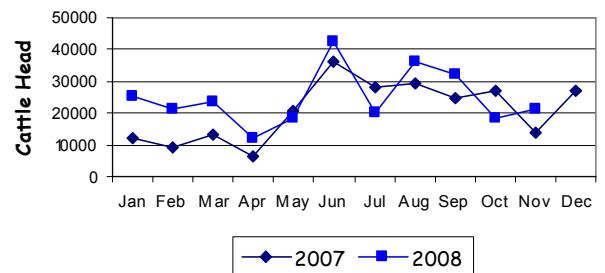
TOTAL Live Cattle Exports thru Port of Darwin 2007 v 2008



Live Cattle Exports thru the Port of Darwin (last 10 years)



NT Live Cattle Exports thru Port of Darwin 2007 v 2008




PREVIOUS 8 YEARS

| Total Cattle, Port of Darwin | | | | | | | | NT Cattle, Port of Darwin | | | | | | | |
|------------------------------|---------|---------|---------|---------|---------|---------|---------|---------------------------|---------|---------|---------|---------|---------|---------|---------|
| 2000 | 2001 | 2002 | 2003 | 2004 | 2005 | 2006 | 2007 | 2000 | 2001 | 2002 | 2003 | 2004 | 2005 | 2006 | 2007 |
| 299,179 | 258,127 | 322,602 | 260,618 | 211,042 | 212,616 | 229,654 | 283,046 | 222,669 | 193,172 | 229,796 | 212,520 | 205,204 | 210,558 | 225,413 | 247,281 |

OTHER LIVESTOCK EXPORTS VIA DARWIN PORT (includes NT and Interstate Stock)

| Destination | Buffalo | | | Camels | | | Goats | | | Horses | | | Sheep | | | Pigs | | |
|--------------|--------------|--------------|-------------|----------|----------|----------|---------------|--------------|------------|----------|----------|----------|------------|--------------|----------|----------|----------|----------|
| | 2007 | 2008 | 1-30 NOV | 2007 | 2008 | 1-30 NOV | 2007 | 2008 | 1-30 NOV | 2007 | 2008 | 1-30 NOV | 2007 | 2008 | 1-30 NOV | 2007 | 2008 | 1-30 NOV |
| BRUNEI | 306 | 306 | 250 | 0 | 0 | 0 | 1260 | 484 | 422 | | 0 | 0 | 0 | 0 | 0 | 0 | 0 | 0 |
| INDONESIA | 2,865 | 3,691 | 796 | 0 | 0 | 0 | 2,257 | 0 | 0 | 9 | 1 | 0 | 0 | 0 | 0 | 0 | 0 | 0 |
| PHILIPPINES | 0 | 0 | 0 | 0 | 0 | 0 | 0 | 0 | 0 | 0 | 0 | 0 | 0 | 0 | 0 | 0 | 0 | 0 |
| W-MALAYSIA | 582 | 0 | 0 | 0 | 0 | 0 | 2,312 | 0 | 0 | 0 | 0 | 0 | 825 | 3,036 | 0 | 0 | 0 | 0 |
| SABAH | 152 | 236 | 0 | 0 | 0 | 0 | 7,349 | 0 | 0 | 0 | 0 | 0 | 0 | 0 | 0 | 0 | 0 | 0 |
| SARAWAK | 0 | 0 | 0 | 0 | 0 | 0 | 1,358 | 1,333 | 0 | 0 | 0 | 0 | 0 | 0 | 0 | 0 | 0 | 0 |
| TOTAL | 3,905 | 4,233 | 1046 | 0 | 0 | 0 | 15,131 | 1,817 | 422 | 9 | 1 | 0 | 825 | 3,036 | 0 | 0 | 0 | 0 |

NATIONAL CATTLE PRICES - W/E 28/11/08

| JAPAN OX | | | | | | | | | MEDIUM STEER | | | | | | | | | | |
|---|-----|-----------|-----------|------------------------|-----|-----------|-----------|-----|--|-----|-----------|-----|-----------|-----|-----------|-----|-----|----|-----------|
| Estimated dressed weight price (cents/kg) | | | | | | | | | Estimated dressed weight price (cents/kg) | | | | | | | | | | |
| SALEYARDS | | | | O.T.HOOKS | | | | | SALEYARDS | | | | O.T.HOOKS | | | | | | |
| NSW | QLD | SA | AV (Aust) | NSW | QLD | SA | AV (Aust) | NSW | QLD | SA | AV (Aust) | NSW | QLD | SA | AV (Aust) | NSW | QLD | SA | AV (Aust) |
| This week | 311 | 327 | nq | 319 | 311 | 291 | Nq | 292 | This week | 311 | 328 | 296 | 310 | 308 | 284 | Nq | 288 | | |
| Last week | 317 | 317 | nq | 309 | 315 | 291 | Nq | 293 | Last week | 310 | 323 | 298 | 311 | 310 | 284 | Nq | 288 | | |
| Year ago | 302 | 302 | nq | 295 | 303 | 294 | nq | 286 | Year ago | 294 | 306 | 281 | 296 | 306 | 283 | Nq | 289 | | |
| US COW | | | | | | | | | TRADE STEER | | | | | | | | | | |
| Estimated dressed weight price (cents/kg) | | | | | | | | | Estimated dressed weight price (cents/kg) | | | | | | | | | | |
| SALEYARDS | | | | O.T.HOOKS | | | | | SALEYARDS | | | | O.T.HOOKS | | | | | | |
| NSW | QLD | SA | AV (Aust) | NSW | QLD | SA | AV (Aust) | NSW | QLD | SA | AV (Aust) | NSW | QLD | SA | AV (Aust) | NSW | QLD | SA | AV (Aust) |
| This week | 287 | 279 | 271 | 281 | 255 | 260 | 240 | 257 | This week | 325 | 340 | 293 | 324 | 319 | 311 | nq | 320 | | |
| Last week | 282 | 274 | 281 | 277 | 225 | 254 | 245 | 250 | Last week | 325 | 328 | 300 | 326 | 321 | 316 | nq | 321 | | |
| Year ago | 254 | 260 | 248 | 249 | 229 | 237 | 220 | 216 | Year ago | 299 | 326 | 283 | 302 | 285 | 286 | 308 | 294 | | |
| LIVE EXPORT QUOTES | | | | | | | | | <p>Prices courtesy of Meat & Livestock Australia</p>  <p>www.mla.com.au</p> | | | | | | | | | | |
| Estimated live weight price (cents/kg) | | | | | | | | | | | | | | | | | | | |
| LIGHT STEERS (280-400 kg) | | | | HEAVY STEERS (400+ kg) | | | | | | | | | | | | | | | |
| Darwin | | Fremantle | | Darwin | | Fremantle | | | | | | | | | | | | | |
| This week | 210 | | nq | | nq | | nq | | | | | | | | | | | | |
| Last week | 210 | | nq | | nq | | nq | | | | | | | | | | | | |
| Year ago | 175 | | nq | | 160 | | 130 | | | | | | | | | | | | |

CURRENCY EXCHANGE RATES

| Key Currencies 1AUD = | Current 28.11.2008 | Previous month 10.11.2008 | 3 months ago 1.9.2008 | 1 Year ago 1.12.2007 | Pre-devaluation 01.07.1997 |
|--------------------------|-----------------------|------------------------------|--------------------------|-------------------------|-------------------------------|
| Brunei Dollar | .98959 | 1.02132 | 1.19722 | 1.30545 | 1.076 |
| Indonesian Rupiah | 8,162.47 | 7,496.45 | 7,835.96 | 8,337.19 | 1830 |
| Philippine Peso | 31.92574 | 33.07446 | 38.98590 | 37.59618 | 19.84 |
| Malaysian Ringgit | 2.34848 | 2.43729 | 2.89440 | 2.98841 | 1.9 |
| Euro | 0.49971 | 0.53124 | 0.57696 | 0.60497 | N/A |
| US Dollar | 0.64810 | 0.67543 | 0.83453 | 0.88493 | 0.752 |

Prepared by the NT Department of Primary Industry, Fisheries and Mines

This publication contains commodity market information prepared for DPIFM staff use in strategic research and extension planning. While DPIFM exercise care in the compilation and preparation of this information, no responsibility is taken for its accuracy or for the completeness of any information that is reproduced from other sources. DPIFM denies any loss or damage to any person whether caused directly or indirectly by the use of any of the information provided.