



Pastoral Market Update

Live Cattle Exports via Darwin Port – **JUNE 2008**

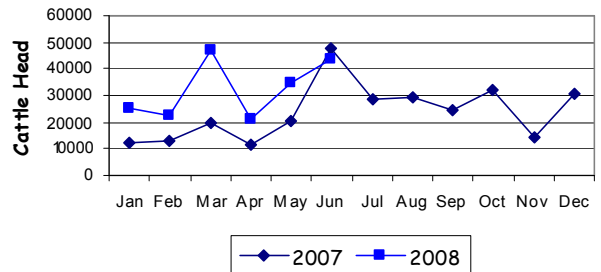
Please note that the "NT CATTLE" figures are NT cattle exported through the Port of Darwin only, some NT cattle are exported through interstate ports.

Destination	TOTAL CATTLE (including interstate)							# NT CATTLE						
	2006	2007	Last year 30/6/07	YTD 30/6/08	1-30 JUNE	Previous Month	Difference	2006	2007	Last year 30/6/07	YTD 30/6/08	1-30 JUNE	Previous Month	Difference
BRUNEI	7,453	4,916	1,500	1,725	0	0	0	7,227	4,160	744	1,725	0	0	0
INDONESIA	190,297	258,736	116,943	183,179	39,209	34,867	+4,342	188,419	225,177	92,283	131,629	38,100	18,335	+19,765
PHILIPPINES	10,071	12,041	4,417	6,317	2,624	0	+2,624	10,071	10,321	2,697	6,317	2,624	0	+2,624
SABAH	5,758	1,397	0	1,244	1,244	0	+1,244	4,944	1,397	0	1,244	1,244	0	+1,244
SARAWAK	1,883	2,143	993	1,590	0	0	0	1,883	2,143	993	1,590	0	0	0
W-MALAYSIA	12,412	3,813	0	514	514	0	+514	10,583	3,813	0	418	418	0	0
EAST TIMOR	0	0	0	0	0	0	0	0	0	0	0	0	0	0
TOTAL	227,874	283,046	123,853	194,569	43,591	34,867	+8,724	223,127	247,281	96,987	141,333	42,386	18,335	+24,051
				+70,716							+44,346			

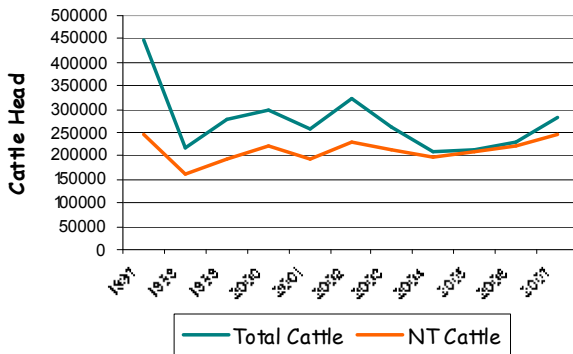
JUNE at a glance

- 43,591 head of cattle through the Port of Darwin during June, 18,724 head more than May and 4,241 less than June last year.
- 2008 figures indicate 70,718 head more than the same time last year.
- 96 dairy heifers from S.A and 3,036 sheep from Qld were exported to Malaysia.

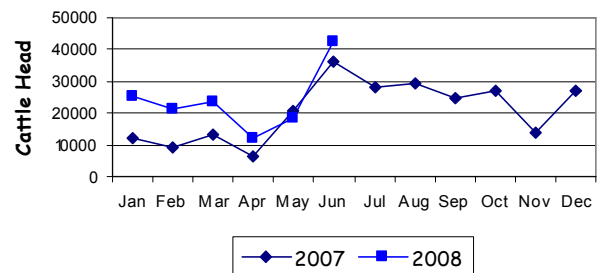
TOTAL Live Cattle Exports thru Port of Darwin 2007 v 2008



Live Cattle Exports thru the Port of Darwin (last 10 years)



NT Live Cattle Exports thru Port of Darwin 2007 v 2008




PREVIOUS 8 YEARS

Total Cattle, Port of Darwin								NT Cattle, Port of Darwin							
2000	2001	2002	2003	2004	2005	2006	2007	2000	2001	2002	2003	2004	2005	2006	2007
299,179	258,127	322,602	260,618	211,042	212,616	229,654	283,046	222,669	193,172	229,796	212,520	205,204	210,558	225,413	247,281

OTHER LIVESTOCK EXPORTS VIA DARWIN PORT (includes NT and Interstate Stock)

Destination	Buffalo			Camels			Goats			Horses			Sheep			Pigs		
	2007	2008	1-30 JUNE	2007	2008	1-30 JUNE	2007	2008	1-30 JUNE	2007	2008	1-30 JUNE	2007	2008	1-30 JUNE	2007	2008	1-30 JUNE
BRUNEI	306	56	0	0	0	0	1260	0	0		0	0	0	0	0	0	0	0
INDONESIA	2,865	1,634	404	0	0	0	2,257	0	0	9	1	1	0	0	0	0	0	0
PHILIPPINES	0	0	0	0	0	0	0	0	0	0	0	0	0	0	0	0	0	0
W-MALAYSIA	582	0	0	0	0	0	2,312	0	0	0	0	0	825	3,036	3,036	0	0	0
SABAH	152	144	140	0	0	0	7,349	0	0	0	0	0	0	0	0	0	0	0
SARAWAK	0	0	0	0	0	0	1,358	1,333	0	0	0	0	0	0	0	0	0	0
TOTAL	3,905	1,834	544	0	0	0	15,131	1,333	0	9	1	1	825	3,036	3,036	0	0	0

NATIONAL CATTLE PRICES - W/E 27/6/08

JAPAN OX									MEDIUM STEER										
Estimated dressed weight price (cents/kg)									Estimated dressed weight price (cents/kg)										
SALEYARDS				O.T.HOOKS					SALEYARDS				O.T.HOOKS						
NSW	QLD	SA	AV (Aust)	NSW	QLD	SA	AV (Aust)	NSW	QLD	SA	AV (Aust)	NSW	QLD	SA	AV (Aust)	NSW	QLD	SA	AV (Aust)
This week	338	311	nq	330	318	300	Nq	308	This week	320	309	nq	319	310	296	Nq	305		
Last week	330	297	nq	325	315	299	Nq	306	Last week	312	316	347	314	307	296	Nq	305		
Year ago	319	326	nq	323	315	325	nq	320	Year ago	318	317	351	318	315	315	Nq	306		
US COW									TRADE STEER										
Estimated dressed weight price (cents/kg)									Estimated dressed weight price (cents/kg)										
SALEYARDS				O.T.HOOKS					SALEYARDS				O.T.HOOKS						
NSW	QLD	SA	AV (Aust)	NSW	QLD	SA	AV (Aust)	NSW	QLD	SA	AV (Aust)	NSW	QLD	SA	AV (Aust)	NSW	QLD	SA	AV (Aust)
This week	277	249	300	267	257	225	255	251	This week	352	328	340	347	315	305	nq	332		
Last week	272	241	302	278	255	223	255	249	Last week	345	308	345	345	312	304	nq	331		
Year ago	272	274	292	261	244	278	244	251	Year ago	361	327	347	356	315	309	350	322		
LIVE EXPORT QUOTES									<p>Prices courtesy of Meat & Livestock Australia</p>  <p>www.mla.com.au</p>										
Estimated live weight price (cents/kg)																			
LIGHT STEERS (280-400 kg)				HEAVY STEERS (400+ kg)															
Darwin		Fremantle		Darwin		Fremantle													
This week	160		nq	150			nq												
Last week	165		nq	150			nq												
Year ago	170		nq	155			nq												

CURRENCY EXCHANGE RATES

Key Currencies 1AUD =	Current 1.7.2008	Previous month 1.6.2008	3 months ago 1.4.2008	1 Year ago 1.7.2007	Pre-devaluation 01.07.1997
Brunei Dollar	1.32572	1.32711	1.27670	1.31919	1.076
Indonesian Rupiah	8,835.32	8,979.79	8,424.22	7,730.51	1830
Philippine Peso	43.19539	42.00053	38.19152	39.35573	19.84
Malaysian Ringgit	3.13334	3.11332	2.92597	2.95137	1.9
Euro	0.60910	0.61240	0.57912	0.62240	N/A
US Dollar	0.96150	0.95994	0.91487	0.85654	0.752

Prepared by the NT Department of Primary Industry, Fisheries and Mines

This publication contains commodity market information prepared for DPIFM staff use in strategic research and extension planning. While DPIFM exercise care in the compilation and preparation of this information, no responsibility is taken for its accuracy or for the completeness of any information that is reproduced from other sources. DPIFM denies any loss or damage to any person whether caused directly or indirectly by the use of any of the information provided.