



# Pastoral Market Update

## Live Cattle Exports via Darwin Port – **MARCH 2008**

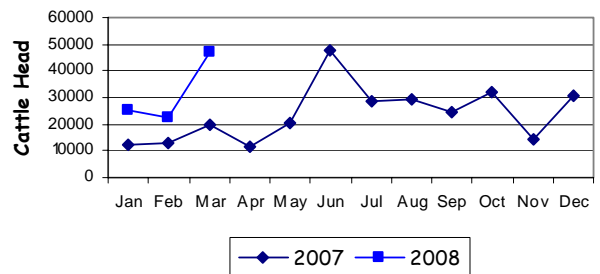
# Please note that the "NT CATTLE" figures are NT cattle exported through the Port of Darwin only, some NT cattle are exported through interstate ports.

Destination	TOTAL CATTLE (including interstate)							# NT CATTLE						
	2006	2007	Last year 31/3/07	YTD 31/3/08	1-31 MARCH	Previous Month	Difference	2006	2007	Last year 31/3/07	YTD 31/3/08	1-31 MARCH	Previous Month	Difference
BRUNEI	7,453	4,916	756	828	0	828	-828	7,227	4,160	0	828	0	828	-828
INDONESIA	190,297	258,736	40,657	90,331	43,664	21,469	+22,195	188,419	225,177	32,741	65,602	19,984	25,198	-436
PHILIPPINES	10,071	12,041	2,667	3,693	3,693	0	+3,693	10,071	10,321	1,217	3,693	3,693	20,420	+3,693
SABAH	5,758	1,397	0	0	0	0	0	4,944	1,397	0	0	0	0	0
SARAWAK	1,883	2,143	0	0	0	0	0	1,883	2,143	0	0	0	0	0
W-MALAYSIA	12,412	3,813	0	0	0	0	0	10,583	3,813	0	0	0	0	0
EAST TIMOR	0	0	0	0	0	0	0	0	0	0	0	0	0	0
<b>TOTAL</b>	<b>227,874</b>	<b>283,046</b>	<b>44,080</b>	<b>94,852</b>	<b>47,357</b>	<b>22,297</b>	<b>+25,060</b>	<b>223,127</b>	<b>247,281</b>	<b>33,958</b>	<b>70,123</b>	<b>23,677</b>	<b>21,248</b>	<b>+2,429</b>
				<b>+50,772</b>							<b>+36,155</b>			

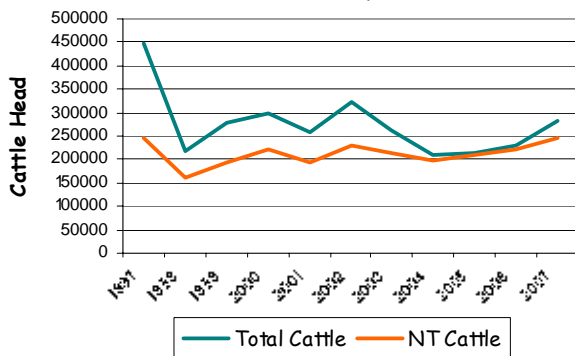
### March at a glance

- 47,357 head of cattle through the Port of Darwin during March, 25,060 head more than February and 27,886 more than March last year.
- 2008 figures indicate 50,772 head more than the same time last year.
- 23,680 head of cattle from Qld were exported.

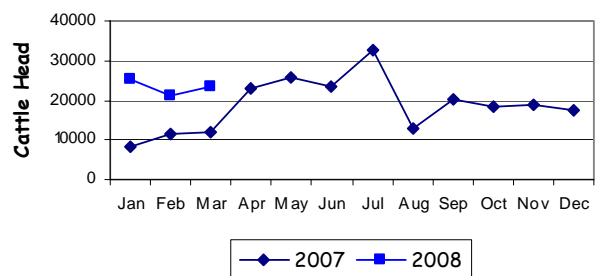
**TOTAL** Live Cattle Exports thru Port of Darwin  
2007 v 2008



Live Cattle Exports thru the Port of Darwin  
(last 10 years)



**NT** Live Cattle Exports thru Port of Darwin  
2007 v 2008




### PREVIOUS 8 YEARS

Total Cattle, Port of Darwin								NT Cattle, Port of Darwin							
2000	2001	2002	2003	2004	2005	2006	2007	2000	2001	2002	2003	2004	2005	2006	2007
299,179	258,127	322,602	260,618	211,042	212,616	229,654	283,046	222,669	193,172	229,796	212,520	205,204	210,558	225,413	247,281

### OTHER LIVESTOCK EXPORTS VIA DARWIN PORT (includes NT and Interstate Stock)

Destination	Buffalo			Camels			Goats			Horses			Sheep			Pigs		
	2007	2008	1-31 MAR	2007	2008	1-31 MAR	2007	2008	1-31 MAR	2007	2008	1-31 MAR	2007	2008	1-31 MAR	2007	2008	1-31 MAR
BRUNEI	306	56	0	0	0	0	1260	0	0		0	0	0	0	0	0	0	0
INDONESIA	2,865	932	0	0	0	0	2,257	0	0	9	0	0	0	0	0	0	0	0
PHILIPPINES	0	0	0	0	0	0	0	0	0	0	0	0	0	0	0	0	0	0
W-MALAYSIA	582	0	0	0	0	0	2,312	0	0	0	0	0	825	0	0	0	0	0
SABAH	152	0	0	0	0	0	7,349	0	0	0	0	0	0	0	0	0	0	0
SARAWAK	0	0	0	0	0	0	1,358	0	0	0	0	0	0	0	0	0	0	0
<b>TOTAL</b>	<b>3,905</b>	<b>988</b>	<b>0</b>	<b>0</b>	<b>0</b>	<b>0</b>	<b>15,131</b>	<b>0</b>	<b>0</b>	<b>9</b>	<b>0</b>	<b>0</b>	<b>825</b>	<b>0</b>	<b>0</b>	<b>0</b>	<b>0</b>	<b>0</b>

### NATIONAL CATTLE PRICES - W/E 28/3/08

JAPAN OX									MEDIUM STEER									
Estimated dressed weight price (cents/kg)									Estimated dressed weight price (cents/kg)									
SALEYARDS				O.T.HOOKS					SALEYARDS				O.T.HOOKS					
NSW	QLD	SA	AV (Aust)	NSW	QLD	SA	AV (Aust)		NSW	QLD	SA	AV (Aust)	NSW	QLD	SA	AV (Aust)		
This week	298	307	nq	304	299	297	Nq	288	This week	294	311	334	302	292	296	Nq	290	
Last week	285	291	nq	292	296	297	Nq	288	Last week	294	306	nq	298	295	296	Nq	290	
Year ago	325	321	318	316	344	328	315	312	Year ago	317	317	331	316	321	326	308	309	
US COW									TRADE STEER									
Estimated dressed weight price (cents/kg)									Estimated dressed weight price (cents/kg)									
SALEYARDS				O.T.HOOKS					SALEYARDS				O.T.HOOKS					
NSW	QLD	SA	AV (Aust)	NSW	QLD	SA	AV (Aust)		NSW	QLD	SA	AV (Aust)	NSW	QLD	SA	AV (Aust)		
This week	253	244	287	255	234	219	235	230	This week	326	355	328	332	306	297	nq	301	
Last week	246	244	262	245	233	219	235	229	Last week	325	331	295	317	306	297	nq	304	
Year ago	267	260	267	260	245	248	220	230	Year ago	365	341	336	349	321	300	285	299	
LIVE EXPORT QUOTES									<p>Prices courtesy of Meat &amp; Livestock Australia</p>  <p>www.mla.com.au</p>									
Estimated <b>live</b> weight price (cents/kg)																		
LIGHT STEERS (280-400 kg)				HEAVY STEERS (400+ kg)														
Darwin		Fremantle		Darwin		Fremantle												
This week	180	165		170	160													
Last week	180	165		170	160													
Year ago	205	175		195	165													

### CURRENCY EXCHANGE RATES

Key Currencies 1AUD =	Current 1.4.2008	Previous month 4.3.2008	3 months ago 1.1.2008	1 Year ago 1.4.2007	Pre-devaluation 01.07.1997
Brunei Dollar	1.27670	1.31977	1.30372	1.25203	1.076
Indonesian Rupiah	8,424.22	8,468.55	8,339.62	7,416.68	1830
Philippine Peso	38.19152	37.85467	37.52550	39.14758	19.84
Malaysian Ringgit	2.92597	3.00113	2.97278	2.81481	1.9
Euro	0.57912	0.61382	0.61142	0.60964	N/A
US Dollar	0.91487	0.93145	0.90471	0.81361	0.752

Prepared by the NT Department of Primary Industry, Fisheries and Mines

This publication contains commodity market information prepared for DPIFM staff use in strategic research and extension planning. While DPIFM exercise care in the compilation and preparation of this information, no responsibility is taken for its accuracy or for the completeness of any information that is reproduced from other sources. DPIFM denies any loss or damage to any person whether caused directly or indirectly by the use of any of the information provided.