



# Pastoral Market Update

## Live Cattle Exports via Darwin Port – FEBRUARY 2008

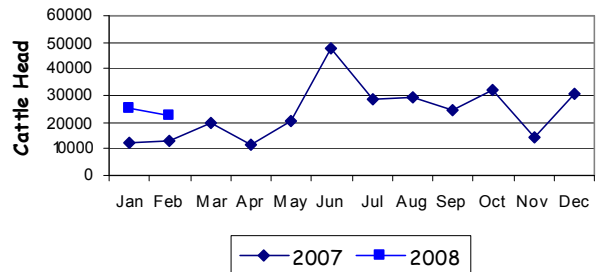
# Please note that the "NT CATTLE" figures are NT cattle exported through the Port of Darwin only, some NT cattle are exported through interstate ports.

Destination	TOTAL CATTLE (including interstate)							# NT CATTLE						
	2006	2007	Last year 28/2/07	YTD 29/2/08	1-29 FEB	Previous Month	Difference	2006	2007	Last year 28/2/07	YTD 28/2/08	1-29 FEB	Previous Month	Difference
BRUNEI	7,453	4,916	756	828	828	0	+828	7,227	4,160	0	828	828	0	+828
INDONESIA	190,297	258,736	22,636	46,667	21,469	25,198	-3,729	188,419	225,177	19,734	45,618	20,420	25,198	-4,778
PHILIPPINES	10,071	12,041	1,217	0	0	0	0	10,071	10,321	1,217	0	0	0	0
SABAH	5,758	1,397	0	0	0	0	0	4,944	1,397	0	0	0	0	0
SARAWAK	1,883	2,143	0	0	0	0	0	1,883	2,143	0	0	0	0	0
W-MALAYSIA	12,412	3,813	0	0	0	0	0	10,583	3,813	0	0	0	0	0
EAST TIMOR	0	0	0	0	0	0	0	0	0	0	0	0	0	0
<b>TOTAL</b>	<b>227,874</b>	<b>283,046</b>	<b>24,609</b>	<b>47,495</b>	<b>22,297</b>	<b>25,198</b>	<b>-2,901</b>	<b>223,127</b>	<b>247,281</b>	<b>20,951</b>	<b>46,446</b>	<b>21,248</b>	<b>25,198</b>	<b>-3,950</b>
				<b>+22,886</b>							<b>+25,495</b>			

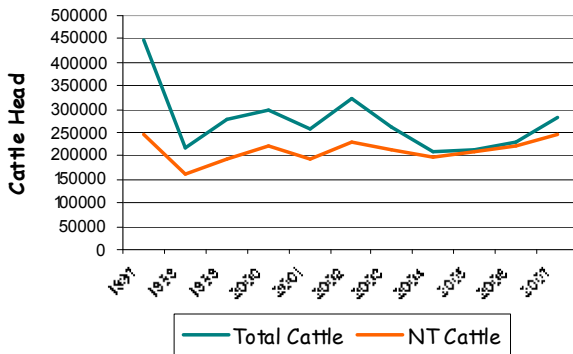
### February at a glance

- 22,297 head of cattle through the Port of Darwin during February, 2,901 head less than January and 9,627 more than February last year.
- 2008 figures indicate 22,886 head more than the same time last year.
- 232 buffalo were exported to Indonesia and 56 to Brunei

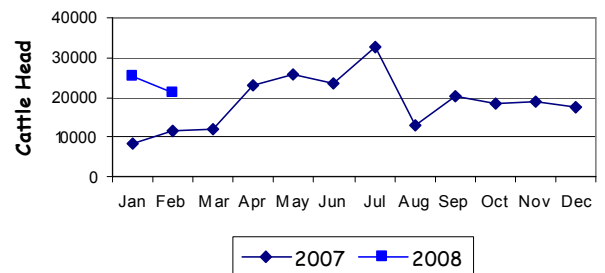
**TOTAL** Live Cattle Exports thru Port of Darwin 2007 v 2008



Live Cattle Exports thru the Port of Darwin (last 10 years)



**NT** Live Cattle Exports thru Port of Darwin 2007 v 2008




### PREVIOUS 8 YEARS

Total Cattle, Port of Darwin								NT Cattle, Port of Darwin							
2000	2001	2002	2003	2004	2005	2006	2007	2000	2001	2002	2003	2004	2005	2006	2007
299,179	258,127	322,602	260,618	211,042	212,616	229,654	283,046	222,669	193,172	229,796	212,520	205,204	210,558	225,413	247,281

### OTHER LIVESTOCK EXPORTS VIA DARWIN PORT (includes NT and Interstate Stock)

Destination	Buffalo			Camels			Goats			Horses			Sheep			Pigs		
	2007	2008	1-29 FEB	2007	2008	1-29 FEB	2007	2008	1-29 FEB	2007	2008	1-29 FEB	2007	2008	1-29 FEB	2007	2008	1-29 FEB
BRUNEI	306	56	56	0	0	0	1260	0	0		0	0	0	0	0	0	0	0
INDONESIA	2,865	932	232	0	0	0	2,257	0	0	9	0	0	0	0	0	0	0	0
PHILIPPINES	0	0	0	0	0	0	0	0	0	0	0	0	0	0	0	0	0	0
W-MALAYSIA	582	0	0	0	0	0	2,312	0	0	0	0	0	825	0	0	0	0	0
SABAH	152	0	0	0	0	0	7,349	0	0	0	0	0	0	0	0	0	0	0
SARAWAK	0	0	0	0	0	0	1,358	0	0	0	0	0	0	0	0	0	0	0
<b>TOTAL</b>	<b>3,905</b>	<b>988</b>	<b>288</b>	<b>0</b>	<b>0</b>	<b>0</b>	<b>15,131</b>	<b>0</b>	<b>0</b>	<b>9</b>	<b>0</b>	<b>0</b>	<b>825</b>	<b>0</b>	<b>0</b>	<b>0</b>	<b>0</b>	<b>0</b>

### NATIONAL CATTLE PRICES - W/E 29/2/08

JAPAN OX									MEDIUM STEER										
Estimated dressed weight price (cents/kg)									Estimated dressed weight price (cents/kg)										
SALEYARDS				O.T.HOOKS					SALEYARDS				O.T.HOOKS						
NSW	QLD	SA	AV (Aust)	NSW	QLD	SA	AV (Aust)	NSW	QLD	SA	AV (Aust)	NSW	QLD	SA	AV (Aust)	NSW	QLD	SA	AV (Aust)
This week	316	309	302	310	316	313	Nq	294	This week	316	338	267	321	316	313	Nq	295		
Last week	322	309	301	313	319	313	Nq	292	Last week	324	347	304	331	316	313	Nq	294		
Year ago	336	344	298	332	313	349	300	308	Year ago	321	327	nq	324	314	346	293	307		
US COW									TRADE STEER										
Estimated dressed weight price (cents/kg)									Estimated dressed weight price (cents/kg)										
SALEYARDS				O.T.HOOKS					SALEYARDS				O.T.HOOKS						
NSW	QLD	SA	AV (Aust)	NSW	QLD	SA	AV (Aust)	NSW	QLD	SA	AV (Aust)	NSW	QLD	SA	AV (Aust)	NSW	QLD	SA	AV (Aust)
This week	266	262	283	266	244	236	235	242	This week	335	351	311	334	317	307	Nq	301		
Last week	268	262	272	264	239	236	220	228	Last week	339	359	309	334	317	307	Nq	301		
Year ago	281	286	225	279	235	277	233	230	Year ago	340	342	295	337	308	318	278	301		
LIVE EXPORT QUOTES									<p>Prices courtesy of Meat &amp; Livestock Australia</p>  <p>www.mla.com.au</p>										
Estimated live weight price (cents/kg)																			
LIGHT STEERS (280-400 kg)				HEAVY STEERS (400+ kg)															
Darwin		Fremantle		Darwin		Fremantle													
This week	200	160		180	150														
Last week	200	160		180	150														
Year ago	205	175		195	165														

### CURRENCY EXCHANGE RATES

Key Currencies 1AUD =	Current 3.3.2008	Previous month 4.2.2008	3 months ago 1.12.2007	1 Year ago 1.3.2007	Pre-devaluation 01.07.1997
Brunei Dollar	1.31977	1.30372	1.30545	1.22013	1.076
Indonesian Rupiah	8,468.55	8,339.62	8,377.19	7,195.25	1830
Philippine Peso	37.85467	37.52550	37.59618	37.29628	19.84
Malaysian Ringgit	3.00113	2.97278	2.98841	2.78887	1.9
Euro	0.61382	0.61142	0.60497	0.59620	N/A
US Dollar	0.93145	0.90471	0.88493	0.78788	0.752

Prepared by the NT Department of Primary Industry, Fisheries and Mines

This publication contains commodity market information prepared for DPIFM staff use in strategic research and extension planning. While DPIFM exercise care in the compilation and preparation of this information, no responsibility is taken for its accuracy or for the completeness of any information that is reproduced from other sources. DPIFM denies any loss or damage to any person whether caused directly or indirectly by the use of any of the information provided.