

# Pastoral Market Update

## Live Cattle Exports via Darwin Port – **OCTOBER 2007**

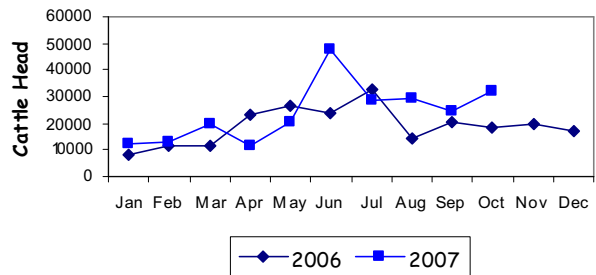
# Please note that the "NT CATTLE" figures are NT cattle exported through the Port of Darwin only, some NT cattle are exported through interstate ports.

Destination	TOTAL CATTLE (including interstate)							# NT CATTLE						
	2005	2006	Last year 31/10/06	YTD 31/10/07	1-31 OCT	Previous Month	Difference	2005	2006	Last year 31/10/06	YTD 31/10/07	1-31 OCT	Previous Month	Difference
BRUNEI	6,642	7,453	5,581	3,124	0	0	0	6,462	7,227	5,581	2,368	0	0	0
INDONESIA	186,031	190,297	159,660	215,517	31,817	22,365	+9,452	184,767	188,419	157,782	185,857	26,817	22,365	+4,452
PHILIPPINES	13,052	10,071	10,071	12,041	0	0	0	12,438	10,071	10,071	10,321	0	0	0
SABAH	1,905	5,758	3,274	1,397	0	1,042	-1,042	1,905	4,944	2,460	1,397	0	1,042	-1,042
SARAWAK	4,893	1,883	1,883	2,143	0	1,150	-1,150	4,893	1,883	1,883	2,143	0	1,150	-1,150
W-MALAYSIA	93	12,412	10,299	3,813	0	0	0	93	10,583	9,411	3,813	0	0	0
EAST TIMOR	0	0	0	0	0	0	0	0	0	0	0	0	0	0
<b>TOTAL</b>	<b>212,616</b>	<b>227,874</b>	<b>190,768</b>	<b>238,035</b>	<b>31,817</b>	<b>24,557</b>	<b>+7,260</b>	<b>210,558</b>	<b>223,127</b>	<b>187,188</b>	<b>206,169</b>	<b>26,817</b>	<b>24,557</b>	<b>+2,260</b>
				<b>+47,267</b>							<b>+18,981</b>			

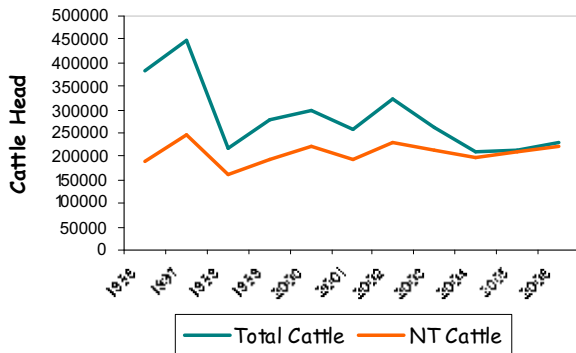
### OCTOBER at a glance

- x 31,817 head of cattle through the Port of Darwin during October, 7,260 head more than September and 13,431 more than October last year.
- x YTD figures indicate 47,267 head of cattle more than the same time last year.
- x 475 buffalo were exported to Indonesia.

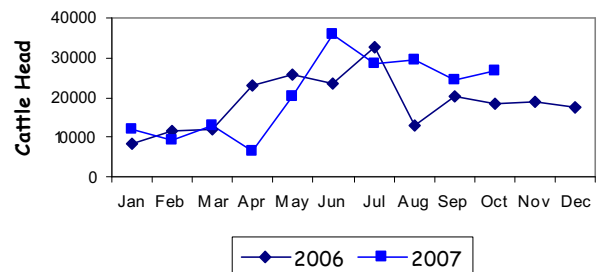
**TOTAL** Live Cattle Exports thru Port of Darwin  
2006 v 2007



Live Cattle Exports thru the Port of Darwin  
(last 10 years)



**NT** Live Cattle Exports thru Port of Darwin  
2006 v 2007



### PREVIOUS 8 YEARS


Total Cattle, Port of Darwin								NT Cattle, Port of Darwin							
1999	2000	2001	2002	2003	2004	2005	2006	1999	2000	2001	2002	2003	2004	2005	2006
280,011	299,179	258,127	322,602	260,618	211,042	212,616	229,654	192,441	222,669	193,172	229,796	212,520	205,204	210,558	225,413

## Live Cattle Exports via Darwin Port – **OCTOBER 2007**

### OTHER LIVESTOCK EXPORTS VIA DARWIN PORT (includes NT and Interstate Stock)

Destination	Buffalo			Camels			Goats			Horses			Sheep			Pigs		
	2006	2007	1-31 OCT	2006	2007	1-31 OCT	2006	2007	1-31 OCT	2006	2007	1-31 OCT	2006	2007	1-31 OCT	2006	2007	1-31 OCT
BRUNEI	492	179	0	0	0	0	1253	1,000	0	11	0	0	0	0	0	0	0	0
INDONESIA	820	2,679	475	0	0	0	57	2,257	0	0	9	0	0	0	0	0	0	0
PHILIPPINES	0	0	0	0	0	0	0	0	0	0	0	0	0	0	0	445	0	0
W-MALAYSIA	5,777	582	0	343	0	0	3702	655	0	0	0	0	781	825	0	0	0	0
SABAH	659	152	0	0	0	0	11284	7,349	0	5	0	0	0	0	0	0	0	0
SARAWAK	0	0	0	0	0	0	0	1,358	0	0	0	0	0	0	0	0	0	0
<b>TOTAL</b>	<b>7,748</b>	<b>3,592</b>	<b>475</b>	<b>343</b>	<b>0</b>	<b>0</b>	<b>16296</b>	<b>12,619</b>	<b>0</b>	<b>16</b>	<b>9</b>	<b>0</b>	<b>781</b>	<b>825</b>	<b>0</b>	<b>445</b>	<b>0</b>	<b>0</b>

### NATIONAL CATTLE PRICES - W/E 26/10/07

JAPAN OX									MEDIUM STEER										
Estimated dressed weight price (cents/kg)									Estimated dressed weight price (cents/kg)										
SALEYARDS				O.T.HOOKS					SALEYARDS				O.T.HOOKS						
NSW	QLD	SA	AV (Aust)	NSW	QLD	SA	AV (Aust)	NSW	QLD	SA	AV (Aust)	NSW	QLD	SA	AV (Aust)	NSW	QLD	SA	AV (Aust)
This week	304	302	264	297	304	302	Nq	288	This week	323	330	334	288	304	290	Nq	283		
Last week	306	300	264	299	304	302	Nq	301	Last week	328	337	319	289	302	290	Nq	296		
Year ago	340	333	281	318	304	318	Nq	301	Year ago	345	343	306	304	302	304	Nq	302		
US COW									TRADE STEER										
Estimated dressed weight price (cents/kg)									Estimated dressed weight price (cents/kg)										
SALEYARDS				O.T.HOOKS					SALEYARDS				O.T.HOOKS						
NSW	QLD	SA	AV (Aust)	NSW	QLD	SA	AV (Aust)	NSW	QLD	SA	AV (Aust)	NSW	QLD	SA	AV (Aust)	NSW	QLD	SA	AV (Aust)
This week	246	244	205	236	224	240	180	206	This week	293	326	265	289	283	283	nq	291		
Last week	248	241	221	237	224	240	190	219	Last week	290	306	270	287	286	284	nq	285		
Year ago	228	251	168	220	236	231	215	212	Year ago	303	316	268	302	303	286	nq	311		
LIVE EXPORT QUOTES									<p style="text-align: center;">Prices courtesy of Meat &amp; Livestock Australia</p>  <p style="text-align: center;"><a href="http://www.mla.com.au">www.mla.com.au</a></p>										
Estimated <b>live</b> weight price (cents/kg)																			
LIGHT STEERS (280-400 kg)				HEAVY STEERS (400+ kg)															
Darwin		Fremantle		Darwin		Fremantle													
This week	175		nq		165		nq												
Last week	175		nq		165		nq												
Year ago	185		nq		170		nq												

### CURRENCY EXCHANGE RATES

Key Currencies 1AUD =	Current 31.10.2007	Previous month 1.10.2007	3 months ago 1.8.2007	1 Year ago 1.11.2006	Pre-devaluation 01.07.1997
Brunei Dollar	1.34912	1.33246	1.31919	1.19442	1.076
Indonesian Rupiah	8,377.01	8,125.37	7,730.51	6,881.29	1830
Philippine Peso	40.41926	40.03512	39,35573	37,59232	19.84
Malaysian Ringgit	3.07622	3.02450	2.95137	2.75680	1.9
Euro	0.63819	0.62514	0.60851	0.58913	N/A
US Dollar	0.91959	0.89053	0.85654	0.74662	0.752

Prepared by the NT Department of Primary Industry, Fisheries and Mines

This publication contains commodity market information prepared for DPIFM staff use in strategic research and extension planning. While DPIFM exercise care in the compilation and preparation of this information, no responsibility is taken for its accuracy or for the completeness of any information that is reproduced from other sources. DPIFM denies any loss or damage to any person whether caused directly or indirectly by the use of any of the information provided.