



# Pastoral Market Update

## Live Cattle Exports via Darwin Port – July 2007

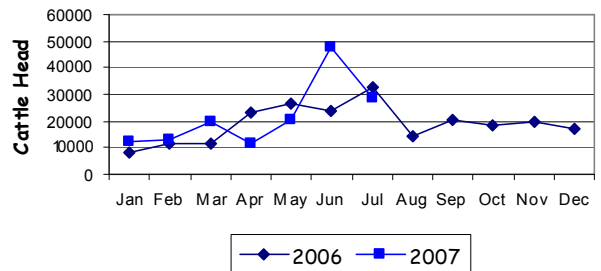
# Please note that the "NT CATTLE" figures are NT cattle exported through the Port of Darwin only, some NT cattle are exported through interstate ports.

Destination	TOTAL CATTLE (including interstate)							# NT CATTLE						
	2005	2006	Last year 31/7/06	YTD 31/7/07	1-31 JULY	Previous Month	Difference	2005	2006	Last year 31/7/06	YTD 31/7/07	1-31 JULY	Previous Month	Difference
BRUNEI	6,642	7,453	4,875	2,708	1,208	0	+1,208	6,642	7,227	4,875	1,952	1,208	0	+1,208
INDONESIA	186,031	190,297	115,387	143,748	26,805	46,082	-19,277	184,767	188,419	114,801	119,088	26,805	34,282	-7,477
PHILIPPINES	13,052	10,071	10,071	4,417	0	1,750	-1,750	12,438	10,071	10,071	2,697	0	1,750	-1,750
SABAH	1,905	5,758	1,087	355	355	0	+355	1,905	4,944	1,087	355	355	0	+355
SARAWAK	4,893	1,883	1,883	993	0	0	0	4,893	1,883	01,883	993	0	0	0
W-MALAYSIA	93	12,412	4,165	0	0	0	0	93	10,583	3,277	0	0	0	0
EAST TIMOR	0	0	0	0	0	0	0	0	0	0	0	0	0	0
<b>TOTAL</b>	<b>212,616</b>	<b>227,874</b>	<b>137,468</b>	<b>152,221</b>	<b>28,368</b>	<b>47,832</b>	<b>-19,464</b>	<b>210,558</b>	<b>223,127</b>	<b>135,994</b>	<b>125,085</b>	<b>28,368</b>	<b>36,032</b>	<b>-7,664</b>
				<b>+14,753</b>							<b>-10,909</b>			

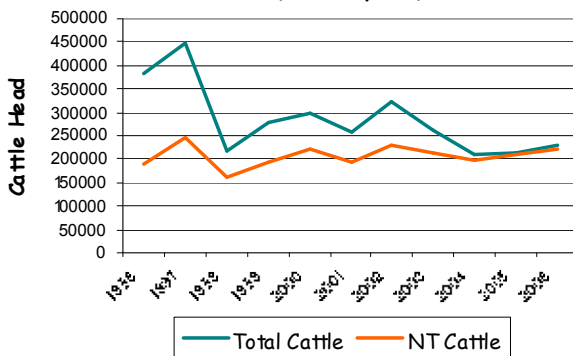
### JULY at a glance

- 28,368 head of cattle through the Port of Darwin during July, 19,464 head less than June and 4,069 less than July last year.
- YTD figures indicate 14,753 head of cattle more than the same time last year.
- 1,042 goats were exported to Sabah

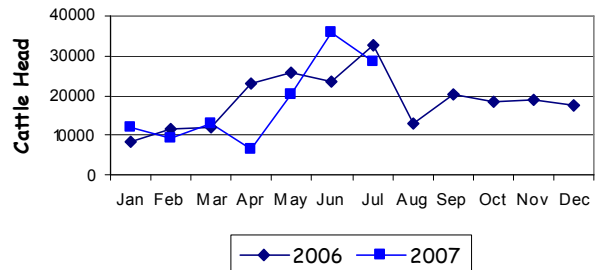
**TOTAL Live Cattle Exports thru Port of Darwin 2006 v 2007**



**Live Cattle Exports thru the Port of Darwin (last 10 years)**



**NT Live Cattle Exports thru Port of Darwin 2006 v 2007**




**PREVIOUS 8 YEARS**

Total Cattle, Port of Darwin								NT Cattle, Port of Darwin							
1999	2000	2001	2002	2003	2004	2005	2006	1999	2000	2001	2002	2003	2004	2005	2006
280,011	299,179	258,127	322,602	260,618	211,042	212,616	229,654	192,441	222,669	193,172	229,796	212,520	205,204	210,558	225,413

### OTHER LIVESTOCK EXPORTS VIA DARWIN PORT (includes NT and Interstate Stock)

Destination	Buffalo			Camels			Goats			Horses			Sheep			Pigs		
	2006	2007	1-31 JULY	2006	2007	1-31 JULY	2006	2007	1-31 JULY	2006	2007	1-31 JULY	2006	2007	1-31 JULY	2006	2007	1-31 JULY
BRUNEI	492	129	40	0	0	0	1253	1,000		11	0	0	0	0	0	0	0	0
INDONESIA	820	1,804	825	0	0	0	57	2,257	0	0	9	0	0	0	0	0	0	0
PHILIPPINES	0	0	0	0	0	0	0	0	0	0	0	0	0	0	0	445	0	0
W-MALAYSIA	5,777	0	0	343	0	0	3702	0	0	0	0	0	781	0	0	0	0	0
SABAH	659	75	75	0	0	0	11284	2,963	1,042	5	0	0	0	0	0	0	0	0
<b>TOTAL</b>	<b>7,748</b>	<b>2,008</b>	<b>940</b>	<b>343</b>	<b>0</b>	<b>0</b>	<b>16296</b>	<b>6,220</b>	<b>1,042</b>	<b>16</b>	<b>9</b>	<b>0</b>	<b>781</b>	<b>0</b>	<b>0</b>	<b>445</b>	<b>0</b>	<b>0</b>

### NATIONAL CATTLE PRICES - W/E 3/8/07

JAPAN OX									MEDIUM STEER										
Estimated dressed weight price (cents/kg)									Estimated dressed weight price (cents/kg)										
SALEYARDS				O.T.HOOKS					SALEYARDS				O.T.HOOKS						
NSW	QLD	SA	AV (Aust)	NSW	QLD	SA	AV (Aust)	NSW	QLD	SA	AV (Aust)	NSW	QLD	SA	AV (Aust)	NSW	QLD	SA	AV (Aust)
This week	331	336	Nq	327	320	316	240	309	This week	331	312	340	323	319	308	nq	304		
Last week	323	318	Nq	325	322	320	250	313	Last week	323	314	355	318	321	310	nq	305		
Year ago	350	348	314	347	328	332	272	325	Year ago	351	349	345	345	320	321	323	324		
US COW									TRADE STEER										
Estimated dressed weight price (cents/kg)									Estimated dressed weight price (cents/kg)										
SALEYARDS				O.T.HOOKS					SALEYARDS				O.T.HOOKS						
NSW	QLD	SA	AV (Aust)	NSW	QLD	SA	AV (Aust)	NSW	QLD	SA	AV (Aust)	NSW	QLD	SA	AV (Aust)	NSW	QLD	SA	AV (Aust)
This week	275	256	284	269	248	262	240	245	This week	360	351	346	358	311	303	383	326		
Last week	270	254	283	264	249	264	250	248	Last week	361	326	346	358	313	304	383	327		
Year ago	301	293	290	293	271	284	272	260	Year ago	381	377	361	376	322	313	315	336		
LIVE EXPORT QUOTES									<p>Prices courtesy of Meat &amp; Livestock Australia</p>  <p>www.mla.com.au</p>										
Estimated <u>live</u> weight price (cents/kg)																			
LIGHT STEERS (280-400 kg)				HEAVY STEERS (400+ kg)															
Darwin		Fremantle		Darwin		Fremantle													
This week	175		nq		165			nq											
Last week	175		nq		165			nq											
Year ago	185		nq		165			nq											

### CURRENCY EXCHANGE RATES

Key Currencies 1AUD =	Current 6.8.2007	Previous month 1.7.2007	3 months ago 1.5.2007	1 Year ago 1.8.2006	Pre-devaluation 01.07.1997
Brunei Dollar	1.30786	1.31919	1.27778	1.22376	1.076
Indonesian Rupiah	7,888.39	7,730.51	7,557.38	6,948.41	1830
Philippine Peso	39.00620	39.35573	39,65257	39.45626	19.84
Malaysian Ringgit	2.96731	2.95137	2.84582	2.80999	1.9
Euro	0.61981	0.6914	0.60851	0.59840	N/A
US Dollar	0.85589	0.85654	0.82980	0.76363	0.752

Prepared by the NT Department of Primary Industry, Fisheries and Mines

This publication contains commodity market information prepared for DPIFM staff use in strategic research and extension planning. While DPIFM exercise care in the compilation and preparation of this information, no responsibility is taken for its accuracy or for the completeness of any information that is reproduced from other sources. DPIFM denies any loss or damage to any person whether caused directly or indirectly by the use of any of the information provided.