



Pastoral Market Update

Live Cattle Exports via Darwin Port – June 2007

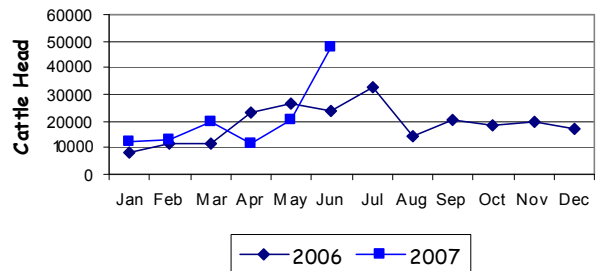
Please note that the "NT CATTLE" figures are NT cattle exported through the Port of Darwin only, some NT cattle are exported through interstate ports.

Destination	TOTAL CATTLE (including interstate)							# NT CATTLE						
	2005	2006	Last year 30/6/06	YTD 30/6/07	1-30 JUNE	Previous Month	Difference	2005	2006	Last year 30/6/06	YTD 30/6/07	1-30 JUNE	Previous Month	Difference
BRUNEI	6,642	7,453	4,015	1,500	0	744	-744	6,642	7,227	4,015	744	0	744	-744
INDONESIA	186,031	190,297	87,306	116,943	46,082	18,689	+27,393	184,767	188,419	86,720	92,283	34,282	18,689	+15,593
PHILIPPINES	13,052	10,071	7,310	4,417	1,750	0	+1,750	12,438	10,071	7,310	2,697	1,750	0	+1,750
SABAH	1,905	5,758	1,087	0	0	0	0	1,905	4,944	1,087	0	0	0	0
SARAWAK	4,893	1,883	1,883	993	0	993	-993	4,893	1,883	01,883	993	0	993	-993
W-MALAYSIA	93	12,412	3,430	0	0	0	0	93	10,583	2,542	0	0	0	0
EAST TIMOR	0	0	0	0	0	0	0	0	0	0	0	0	0	0
TOTAL	212,616	227,874	105,031	123,853	47,832	20,426	+27,406	210,558	223,127	103,567	96,987	36,032	20,426	+15,606
				+18,822							-6,580			

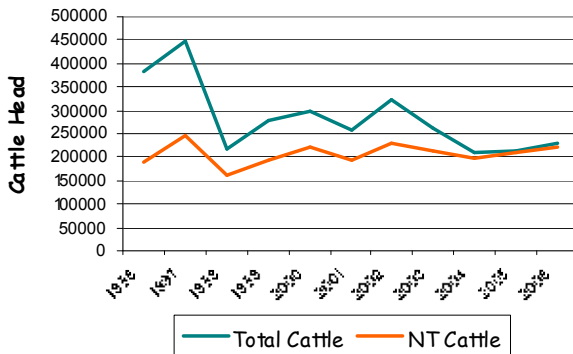
JUNE at a glance

- 47,832 head of cattle through the Port of Darwin during June, 27,406 head more than May and 21,386 more than May last year.
- YTD figures indicate 18,822 head of cattle more than the same time last year.
- 2,257 goats were exported to Indonesia

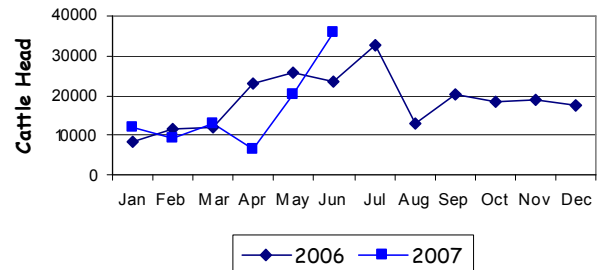
TOTAL Live Cattle Exports thru Port of Darwin 2006 v 2007



Live Cattle Exports thru the Port of Darwin (last 10 years)



NT Live Cattle Exports thru Port of Darwin 2006 v 2007




PREVIOUS 8 YEARS

Total Cattle, Port of Darwin								NT Cattle, Port of Darwin							
1999	2000	2001	2002	2003	2004	2005	2006	1999	2000	2001	2002	2003	2004	2005	2006
280,011	299,179	258,127	322,602	260,618	211,042	212,616	229,654	192,441	222,669	193,172	229,796	212,520	205,204	210,558	225,413

OTHER LIVESTOCK EXPORTS VIA DARWIN PORT (includes NT and Interstate Stock)

Destination	Buffalo			Camels			Goats			Horses			Sheep			Pigs		
	2006	2007	1-30 JUNE	2006	2007	1-30 JUNE	2006	2007	1-30 JUNE	2006	2007	1-30 JUNE	2006	2007	1-30 JUNE	2006	2007	1-30 JUNE
BRUNEI	492	89		0	0	0	1253	1,000		11	0	0	0	0	0	0	0	0
INDONESIA	820	979	371	0	0	0	57	2,257	2,257	0	9	0	0	0	0	0	0	0
PHILIPPINES	0	0	0	0	0	0	0	0	0	0	0	0	0	0	0	445	0	0
W-MALAYSIA	5,777	0	0	343	0	0	3702	0	0	0	0	0	781	0	0	0	0	0
SABAH	659	0	0	0	0	0	11284	1,921	0	5	0	0	0	0	0	0	0	0
TOTAL	7,748	1,068	371	343	0	0	16296	5,178	2,257	16	9	0	781	0	0	445	0	0

NATIONAL CATTLE PRICES - W/E 29/6/07

JAPAN OX									MEDIUM STEER										
Estimated dressed weight price (cents/kg)									Estimated dressed weight price (cents/kg)										
SALEYARDS				O.T.HOOKS					SALEYARDS				O.T.HOOKS						
NSW	QLD	SA	AV (Aust)	NSW	QLD	SA	AV (Aust)	NSW	QLD	SA	AV (Aust)	NSW	QLD	SA	AV (Aust)	NSW	QLD	SA	AV (Aust)
This week	319	326	nq	323	315	325	nq	314	This week	318	317	351	318	315	315	nq	306		
Last week	323	319	nq	322	315	320	nq	314	Last week	308	315	349	311	315	309	nq	306		
Year ago	334	329	nq	330	316	326	333	323	Year ago	331	326	345	328	309	313	323	317		
US COW									TRADE STEER										
Estimated dressed weight price (cents/kg)									Estimated dressed weight price (cents/kg)										
SALEYARDS				O.T.HOOKS					SALEYARDS				O.T.HOOKS						
NSW	QLD	SA	AV (Aust)	NSW	QLD	SA	AV (Aust)	NSW	QLD	SA	AV (Aust)	NSW	QLD	SA	AV (Aust)	NSW	QLD	SA	AV (Aust)
This week	272	274	293	292	244	272	250	250	This week	361	327	347	356	315	296	383	326		
Last week	269	267	284	289	244	268	250	245	Last week	356	315	343	348	315	295	383	326		
Year ago	280	279	299	284	262	274	265	254	Year ago	363	342	344	359	324	304	315	331		
LIVE EXPORT QUOTES									<p>Prices courtesy of Meat & Livestock Australia</p>  <p>www.mla.com.au</p>										
Estimated <u>live</u> weight price (cents/kg)																			
LIGHT STEERS (280-400 kg)				HEAVY STEERS (400+ kg)															
Darwin		Fremantle		Darwin		Fremantle													
This week	175		nq		165		nq												
Last week	170		nq		155		nq												
Year ago	185		nq		165		nq												

CURRENCY EXCHANGE RATES

Key Currencies 1AUD =	Current 4.7.2007	Previous month 1.6.2007	4 months ago 1.3.2007	1 Year ago 1.7.2006	Pre-devaluation 01.07.1997
Brunei Dollar	1.31919	1.30356	1.22013	1.19442	1.076
Indonesian Rupiah	7,730.51	7,378.07	7,195.25	6,952.10	1830
Philippine Peso	39.35573	38.71032	38.29628	39.31115	19.84
Malaysian Ringgit	2.95137	2.87482	2.76131	2.71388	1.9
Euro	0.6914	0.62240	0.59620	0.58154	N/A
US Dollar	0.85654	0.84110	0.78788	0.74457	0.752

Prepared by the NT Department of Primary Industry, Fisheries and Mines

This publication contains commodity market information prepared for DPIFM staff use in strategic research and extension planning. While DPIFM exercise care in the compilation and preparation of this information, no responsibility is taken for its accuracy or for the completeness of any information that is reproduced from other sources. DPIFM denies any loss or damage to any person whether caused directly or indirectly by the use of any of the information provided.