



Pastoral Market Update

Live Cattle Exports via Darwin Port – **March 2007**

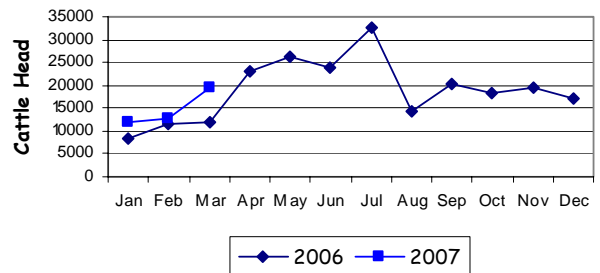
Please note that the "NT CATTLE" figures are NT cattle exported through the Port of Darwin only, some NT cattle are exported through interstate ports.

Destination	TOTAL CATTLE (including interstate)							# NT CATTLE						
	2005	2006	Last year 31/3/06	YTD 31/3/07	1-31 MAR	Previous Month	Difference	2005	2006	Last year 31/3/06	YTD 31/3/07	1-31 MAR	Previous Month	Difference
BRUNEI	6,642	7,453	2,360	756	0	756	-756	6,462	7,227	2,360	0	0	0	0
INDONESIA	186,031	190,297	29,094	40,657	18,021	11,914	+6,107	184,767	188,419	29,094	32,741	13,007	9,012	+3,995
PHILIPPINES	13,052	10,071	0	2,667	1,450	0	+1,450	12,438	10,071	0	1,217	0	0	0
SABAH	1,905	5,758	0	0	0	0	0	1,905	4,944	0	0	0	0	0
SARAWAK	4,893	1,883	0	0	0	0	0	4,893	1,883	0	0	0	0	0
W-MALAYSIA	93	12,412	112	0	0	0	0	93	10,583	0	0	0	0	0
EAST TIMOR	0	0	0	0	0	0	0	0	0	0	0	0	0	0
TOTAL	212,616	227,874	31,566	44,080	19,471	12,670	+6,801	210,558	223,127	31,454	33,958	13,007	9,012	+3,995
				+12,514							+2,504			

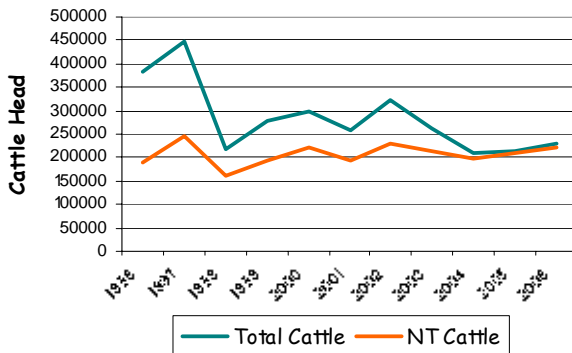
MARCH at a glance

- 19,471 head of cattle through the Port of Darwin during March, 6,801 head more than February and 7,655 more than March last year.
- YTD figures indicate 12,514 head of cattle more than the same time last year.
- 151 buffalo were exported including 40 from SA.
- 5,014 cattle from Qld were exported.

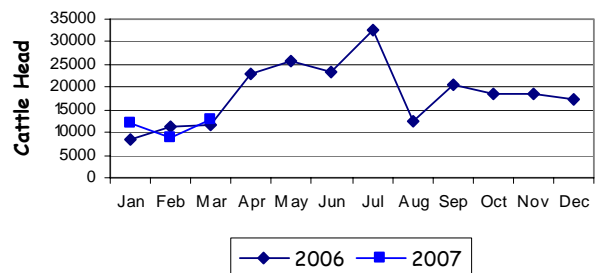
TOTAL Live Cattle Exports thru Port of Darwin 2006 v 2007



Live Cattle Exports thru the Port of Darwin (last 10 years)



NT Live Cattle Exports thru Port of Darwin 2006 v 2007




PREVIOUS 8 YEARS

Total Cattle, Port of Darwin								NT Cattle, Port of Darwin							
1999	2000	2001	2002	2003	2004	2005	2006	1999	2000	2001	2002	2003	2004	2005	2006
280,011	299,179	258,127	322,602	260,618	211,042	212,616	229,654	192,441	222,669	193,172	229,796	212,520	205,204	210,558	225,413

OTHER LIVESTOCK EXPORTS VIA DARWIN PORT (includes NT and Interstate Stock)

Destination	Buffalo			Camels			Goats			Horses			Sheep			Pigs		
	2006	2007	1-31 MAR	2006	2007	1-31 MAR	2006	2007	1-31 MAR	2006	2007	1-31 MAR	2006	2007	1-31 MAR	2006	2007	1-31 MAR
BRUNEI	492	69	0	0	0	0	1253	420	0	11	0	0	0	0	0	0	0	0
INDONESIA	820	608	151	0	0	0	57	0	0	9	9	0	0	0	0	0	0	0
PHILIPPINES	0	0	0	0	0	0	0	0	0	0	0	0	0	0	0	445	0	0
W-MALAYSIA	5,777	0	0	343	0	0	3702	0	0	0	0	0	781	0	0	0	0	0
SABAH	659	0	0	0	0	0	11284	0	0	5	0	0	0	0	0	0	0	0
TOTAL	7,748	677	151	343	0	0	16296	420	0	16	9	0	781	0	0	445	0	0

NATIONAL CATTLE PRICES - W/E 30/3/07

JAPAN OX									MEDIUM STEER										
Estimated dressed weight price (cents/kg)									Estimated dressed weight price (cents/kg)										
SALEYARDS				O.T.HOOKS					SALEYARDS				O.T.HOOKS						
NSW	QLD	SA	AV (Aust)	NSW	QLD	SA	AV (Aust)	NSW	QLD	SA	AV (Aust)	NSW	QLD	SA	AV (Aust)	NSW	QLD	SA	AV (Aust)
This week	325	321	318	316	324	328	315	312	This week	317	317	331	316	321	326	308	309		
Last week	330	325	nq	321	325	341	315	315	Last week	335	314	Nq	319	321	336	308	311		
Year ago	327	330	nq	328	300	340	335	322	Year ago	337	336	340	336	306	333	326	321		
US COW									TRADE STEER										
Estimated dressed weight price (cents/kg)									Estimated dressed weight price (cents/kg)										
SALEYARDS				O.T.HOOKS					SALEYARDS				O.T.HOOKS						
NSW	QLD	SA	AV (Aust)	NSW	QLD	SA	AV (Aust)	NSW	QLD	SA	AV (Aust)	NSW	QLD	SA	AV (Aust)	NSW	QLD	SA	AV (Aust)
This week	267	260	267	260	245	248	220	230	This week	365	341	336	349	321	300	285	299		
Last week	275	267	258	266	246	260	220	231	Last week	358	317	307	326	312	309	285	299		
Year ago	280	289	299	283	268	282	255	255	Year ago	358	347	352	353	323	318	311	331		
LIVE EXPORT QUOTES									<p>Prices courtesy of Meat & Livestock Australia</p>  <p>www.mla.com.au</p>										
Estimated live weight price (cents/kg)																			
LIGHT STEERS (280-400 kg)				HEAVY STEERS (400+ kg)															
Darwin		Fremantle		Darwin		Fremantle													
This week	205	175		195	165														
Last week	205	175		195	165														
Year ago	175	nq		165	nq														

CURRENCY EXCHANGE RATES

Key Currencies 1AUD =	Current 5.4.2007	Previous month 1.3.2007	3 months ago 1.1.2007	1 Year ago 1.4.2006	Pre-devaluation 01.07.1997
Brunei Dollar	1.25203	1.22013	1.22704	1.22097	1.076
Indonesian Rupiah	7,416.68	7,195.25	7,103.69	6,832.36	1830
Philippine Peso	39.14758	38.29628	38.83041	38.18171	19.84
Malaysian Ringgit	2.81481	2.76131	2.78887	2.76264	1.9
Euro	0.60964	0.59620	0.59816	0.61996	N/A
US Dollar	0.81361	0.78788	0.78922	0.74541	0.752

Prepared by the NT Department of Primary Industry, Fisheries and Mines

This publication contains commodity market information prepared for DPIFM staff use in strategic research and extension planning. While DPIFM exercise care in the compilation and preparation of this information, no responsibility is taken for its accuracy or for the completeness of any information that is reproduced from other sources. DPIFM denies any loss or damage to any person whether caused directly or indirectly by the use of any of the information provided.