



Pastoral Market Update

Live Cattle Exports via Darwin Port – FEBRUARY 2007

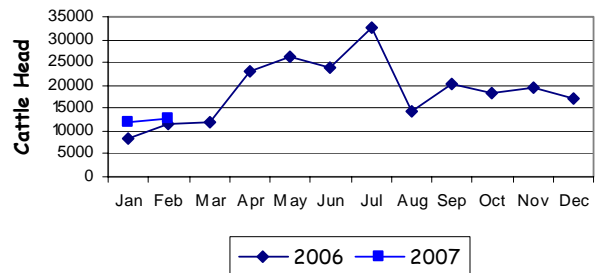
Please note that the "NT CATTLE" figures are NT cattle exported through the Port of Darwin only, some NT cattle are exported through interstate ports.

Destination	TOTAL CATTLE (including interstate)							# NT CATTLE						
	2005	2006	Last year 28/2/06	YTD 28/2/07	1-28 FEB	Previous Month	Difference	2005	2006	Last year 28/2/06	YTD 28/2/07	1-28 FEB	Previous Month	Difference
BRUNEI	6,642	7,453	1,130	756	756	0	+756	6,462	7,227	1,130	0	0	0	-710
INDONESIA	186,031	190,297	18,508	22,636	11,914	10,722	+1,192	184,767	188,419	18,508	19,734	9,012	10,722	-1,710
PHILIPPINES	13,052	10,071	0	1,217	0	1,217	-1,217	12,438	10,071	0	1,217	0	1,217	-1,217
SABAH	1,905	5,758	0	0	0	0	0	1,905	4,944	0	0	0	0	0
SARAWAK	4,893	1,883	0	0	0	0	0	4,893	1,883	0	0	0	0	0
W-MALAYSIA	93	12,412	112	0	0	0	0	93	10,583	0	0	0	0	0
EAST TIMOR	0	0	0	0	0	0	0	0	0	0	0	0	0	0
TOTAL	212,616	227,874	19,750	24,609	12,670	11,939	+731	210,558	223,127	19,638	20,951	9,012	11,939	-2,927
				+4,859							+1,313			

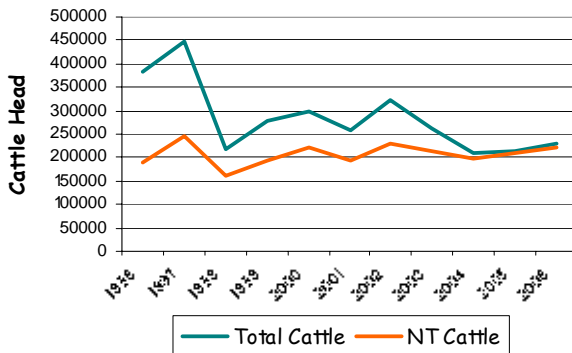
FEBRUARY at a glance

- 12,670 head of cattle through the Port of Darwin during February, 731 head more than January and 1,269 more than February last year.
- YTD figures indicate 4,859 head of cattle more than the same time last year.
- 219 buffalo were exported.
- 3,658 cattle from Qld were exported.

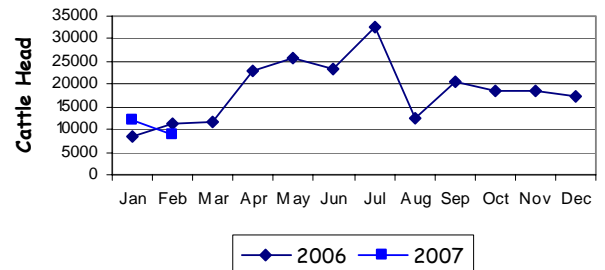
TOTAL Live Cattle Exports thru Port of Darwin 2006 v 2007



Live Cattle Exports thru the Port of Darwin (last 10 years)



NT Live Cattle Exports thru Port of Darwin 2006 v 2007




PREVIOUS 8 YEARS

Total Cattle, Port of Darwin								NT Cattle, Port of Darwin							
1999	2000	2001	2002	2003	2004	2005	2006	1999	2000	2001	2002	2003	2004	2005	2006
280,011	299,179	258,127	322,602	260,618	211,042	212,616	229,654	192,441	222,669	193,172	229,796	212,520	205,204	210,558	225,413

OTHER LIVESTOCK EXPORTS VIA DARWIN PORT (includes NT and Interstate Stock)

Destination	Buffalo			Camels			Goats			Horses			Sheep			Pigs		
	2006	2007	1-28 FEB	2006	2007	1-28 FEB	2006	2007	1-28 FEB	2006	2007	1-28 FEB	2006	2007	1-28 FEB	2006	2007	1-28 FEB
BRUNEI	492	69	69	0	0	0	1253	420	420	11	0	0	0	0	0	0	0	0
INDONESIA	820	457	150	0	0	0	57	0	0	9	0	9	0	0	0	0	0	0
PHILIPPINES	0	0	0	0	0	0	0	0	0	0	0	0	0	0	0	445	0	0
W-MALAYSIA	5,777	0	0	343	0	0	3702	0	0	0	0	0	781	0	0	0	0	0
SABAH	659	0	0	0	0	0	11284	0	0	5	0	0	0	0	0	0	0	0
TOTAL	7,748	526	219	343	0	0	16296	420	420	16	0	0	781	0	0	445	0	0

NATIONAL CATTLE PRICES - W/E 23/2/07

JAPAN OX									MEDIUM STEER										
Estimated dressed weight price (cents/kg)									Estimated dressed weight price (cents/kg)										
SALEYARDS				O.T.HOOKS					SALEYARDS				O.T.HOOKS						
NSW	QLD	SA	AV (Aust)	NSW	QLD	SA	AV (Aust)	NSW	QLD	SA	AV (Aust)	NSW	QLD	SA	AV (Aust)	NSW	QLD	SA	AV (Aust)
This week	325	340	nq	315	313	345	300	310	This week	312	332	298	315	310	344	295	307		
Last week	324	336	294	309	313	342	300	304	Last week	311	327	297	314	310	341	293	301		
Year ago	332	337	nq	333	316	334	330	320	Year ago	339	343	312	336	310	329	321	308		
US COW									TRADE STEER										
Estimated dressed weight price (cents/kg)									Estimated dressed weight price (cents/kg)										
SALEYARDS				O.T.HOOKS					SALEYARDS				O.T.HOOKS						
NSW	QLD	SA	AV (Aust)	NSW	QLD	SA	AV (Aust)	NSW	QLD	SA	AV (Aust)	NSW	QLD	SA	AV (Aust)	NSW	QLD	SA	AV (Aust)
This week	258	275	247	256	226	271	225	229	This week	330	333	297	317	304	316	280	301		
Last week	248	278	251	250	226	266	207	218	Last week	331	331	298	317	304	313	278	295		
Year ago	279	298	290	286	262	284	250	253	Year ago	359	372	330	345	318	314	306	326		
LIVE EXPORT QUOTES									<p>Prices courtesy of Meat & Livestock Australia</p>  <p>www.mla.com.au</p>										
Estimated live weight price (cents/kg)																			
LIGHT STEERS (280-400 kg)				HEAVY STEERS (400+ kg)															
Darwin			Fremantle	Darwin			Fremantle												
This week	205		175	195		165													
Last week	205		175	195		165													
Year ago	175		nq	160		nq													

CURRENCY EXCHANGE RATES

Key Currencies 1AUD =	Current 1.3.2007	Previous month 2.2.2007	3 months ago 1.12.2006	1 Year ago 1.3.2006	Pre-devaluation 01.07.1997
Brunei Dollar	1.22013	1.20312	1.13042	1.22000	1.076
Indonesian Rupiah	7,195.25	7,021.27	7,200.55	6,877.37	1830
Philippine Peso	38.29628	37.86327	39.17207	3839179	19.84
Malaysian Ringgit	2.76131	2.70338	2.81510	2.75255	1.9
Euro	0.59620	0.59581	0.59121	0.62304	N/A
US Dollar	0.78788	0.77234	0.78774	0.73863	0.752

Prepared by the NT Department of Primary Industry, Fisheries and Mines

This publication contains commodity market information prepared for DPIFM staff use in strategic research and extension planning. While DPIFM exercise care in the compilation and preparation of this information, no responsibility is taken for its accuracy or for the completeness of any information that is reproduced from other sources. DPIFM denies any loss or damage to any person whether caused directly or indirectly by the use of any of the information provided.