



# Pastoral Market Update

## Live Cattle Exports via Darwin Port – **DECEMBER 2006**

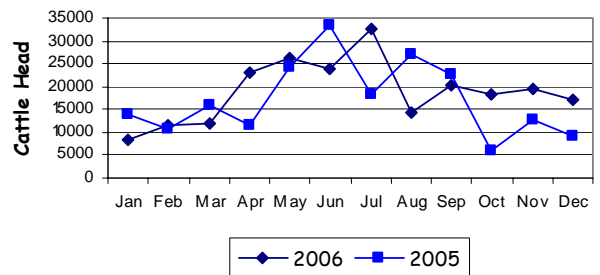
# Please note that the "NT CATTLE" figures are NT cattle exported through the Port of Darwin only, some NT cattle are exported through interstate ports.

Destination	TOTAL CATTLE (including interstate)							# NT CATTLE						
	2004	2005	Last year 31/12/05	YTD 31/12/06	1-31 DEC 2006	Previous Month	Difference	2004	2005	Last year 31/12/05	YTD 31/12/06	1-31 DEC 2006	Previous Month	Difference
BRUNEI	14,101	6,642	6,642	7,453	710	936	-226	10,492	6,462	6,462	7,227	710	936	-226
INDONESIA	158,600	186,031	186,031	190,297	16,536	14,101	+2,435	150,048	184,767	184,767	188,419	16,536	14,101	+2,435
PHILIPPINES	31,623	13,052	13,052	10,071	0	0	0	29,393	12,438	12,438	10,071	0	0	0
SABAH	304	1,905	1,905	5,758	0	2,484	-2,484	304	1,905	1,905	4,944	0	2,484	-2,484
SARAWAK	320	04,893	4,893	1,883	0	0	0	0	4,893	4,893	1,883	0	0	0
W-MALAYSIA	6,379	93	93	12,412	0	2,113	-2,113	6,272	93	93	10,583	0	1,172	-1,172
EAST TIMOR	35	0	0	0	0	0	0	0	0	0	0	0	0	0
<b>TOTAL</b>	<b>211,362</b>	<b>212,616</b>	<b>212,616</b>	<b>227,874</b>	<b>17,246</b>	<b>19,634</b>	<b>-2,388</b>	<b>196,509</b>	<b>210,558</b>	<b>210,558</b>	<b>223,127</b>	<b>17,246</b>	<b>18,386</b>	<b>-1,140</b>
				<b>+15,258</b>							<b>+12,569</b>			

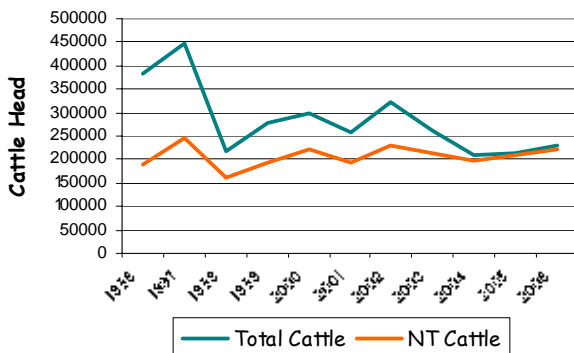
### DECEMBER at a glance

- 17,246 head of cattle through the Port of Darwin during December, 2,388 head less than November and 8,150 more than December last year.
- YTD figures indicate 15,258 head of cattle more than the same time last year.
- YTD figures indicate 7,748 buffalo were exported, an increase of 5,846 over last year.
- 4,520 goats from Qld were exported to Sabah.

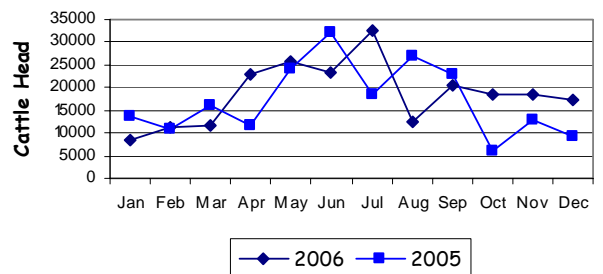
**TOTAL Live Cattle Exports thru Port of Darwin 2005 v 2006**



**Live Cattle Exports thru the Port of Darwin (last 10 years)**



**NT Live Cattle Exports thru Port of Darwin 2005 v 2006**




### PREVIOUS 7 YEARS

Total Cattle, Port of Darwin							NT Cattle, Port of Darwin								
1998	1999	2000	2001	2002	2003	2004	2005	1998	1999	2000	2001	2002	2003	2004	2005
219,439	280,011	299,179	258,127	322,602	260,618	211,042	212,616	160,412	192,441	222,669	193,172	229,796	212,520	205,204	210,558

### OTHER LIVESTOCK EXPORTS VIA DARWIN PORT (includes NT and Interstate Stock)

Destination	Buffalo			Camels			Goats			Deer			Horses			Sheep			Pigs			
	2005	2006	1-31 DEC	2005	2006	1-31 DEC	2005	2006	1-31 DEC	2005	2006	1-31 DEC	2005	2006	1-31 DEC	2005	2006	1-31 DEC	2005	2006	1-31 DEC	
BRUNEI	816	492	121	34	0	0	1,097	1,253	286	0	0	0	0	11	11	0	0	0	0	0	0	0
INDONESIA	100	820	96	0	0	0	10	57	0	0	0	0	9	0	9	0	0	0	0	0	0	0
PHILIPPINES	0	0	0	0	0	0	0	0	0	0	0	0	0	0	0	0	0	0	450	445	0	0
W-MALAYSIA	672	5,777	0	0	343	0	0	3,702	0	0	0	0	0	0	0	0	781	0	0	0	0	0
SABAH	314	659	0	0	0	0	3,016	1128 4	4,520	0	0	0	18	5		0	0	0	0	0	0	0
<b>TOTAL</b>	<b>1,902</b>	<b>7,748</b>	<b>217</b>	<b>34</b>	<b>343</b>	<b>0</b>	<b>4,113</b>	<b>16,29 6</b>	<b>4,806</b>	<b>0</b>	<b>0</b>	<b>0</b>	<b>27</b>	<b>16</b>	<b>11</b>	<b>0</b>	<b>781</b>	<b>0</b>	<b>450</b>	<b>445</b>	<b>0</b>	<b>0</b>

### NATIONAL CATTLE PRICES - W/E 1/12/06

JAPAN OX									MEDIUM STEER										
Estimated dressed weight price (cents/kg)									Estimated dressed weight price (cents/kg)										
SALEYARDS				O.T.HOOKS					SALEYARDS				O.T.HOOKS						
NSW	QLD	SA	AV (Aust)	NSW	QLD	SA	AV (Aust)	NSW	QLD	SA	AV (Aust)	NSW	QLD	SA	AV (Aust)	NSW	QLD	SA	AV (Aust)
This week	304	324	257	301	312	327	300	302	This week	281	320	275	291	308	304	295	298		
Last week	326	335	273	311	314	335	300	307	Last week	296	320	250	300	310	311	295	304		
Year ago	340	341	304	333	328	344	343	335	Year ago	341	340	312	336	322	339	339	334		
US COW									TRADE STEER										
Estimated dressed weight price (cents/kg)									Estimated dressed weight price (cents/kg)										
SALEYARDS				O.T.HOOKS					SALEYARDS				O.T.HOOKS						
NSW	QLD	SA	AV (Aust)	NSW	QLD	SA	AV (Aust)	NSW	QLD	SA	AV (Aust)	NSW	QLD	SA	AV (Aust)	NSW	QLD	SA	AV (Aust)
This week	221	240	195	217	240	243	207	209	This week	297	311	266	291	305	294	Nq	397		
Last week	243	272	195	233	244	253	210	213	Last week	311	323	269	312	308	302	Nq	311		
Year ago	305	296	279	296	275	294	270	264	Year ago	368	364	332	356	336	321	325	346		
LIVE EXPORT QUOTES									<p>Prices courtesy of Meat &amp; Livestock Australia</p>  <p>www.mla.com.au</p>										
Estimated <u>live</u> weight price (cents/kg)																			
LIGHT STEERS (280-400 kg)				HEAVY STEERS (400+ kg)															
Darwin		Fremantle		Darwin		Fremantle													
This week	185		nq	170		nq													
Last week	185		nq	170		nq													
Year ago	175		nq	165		nq													

### CURRENCY EXCHANGE RATES

Key Currencies 1AUD =	Current 2.1.2007	Previous month 1.12.2006	4 months ago 1.9.2006	1 Year ago 2.1.2006	Pre-devaluation 01.07.1997
Brunei Dollar	1.22704	1.23043	1.19442	1.26318	1.076
Indonesian Rupiah	7,103.69	7,200.55	6,952.10	7,407.34	1830
Philippine Peso	38.83041	39.17207	39.31115	39.93826	19.84
Malaysian Ringgit	2.78887	2.81510	2.71388	2.78178	1.9
Euro	0.59816	0.59121	0.58154	0.5701	N/A
US Dollar	0.78922	0.78774	0.74457	0.73629	0.752

Prepared by the NT Department of Primary Industry, Fisheries and Mines

This publication contains commodity market information prepared for DPIFM staff use in strategic research and extension planning. While DPIFM exercise care in the compilation and preparation of this information, no responsibility is taken for its accuracy or for the completeness of any information that is reproduced from other sources. DPIFM denies any loss or damage to any person whether caused directly or indirectly by the use of any of the information provided.