



Pastoral Market Update

Live Cattle Exports via Darwin Port – **SEPTEMBER 2006**

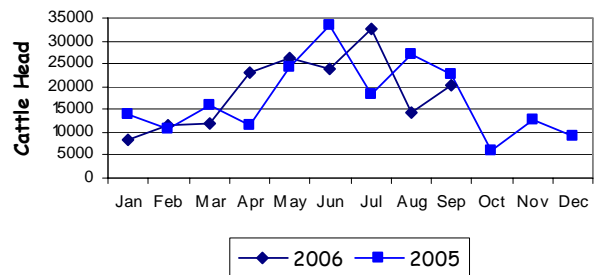
Please note that the "NT CATTLE" figures are NT cattle exported through the Port of Darwin only, some NT cattle are exported through interstate ports.

Destination	TOTAL CATTLE (including interstate)							# NT CATTLE						
	2004	2005	Last year 30/09/05	YTD 30/09/06	1-30 SEP	Previous Month	Difference	2004	2005	Last year 30/09/05	YTD 30/09/06	1-30 SEP	Previous Month	Difference
BRUNEI	14,101	6,642	4,106	4,875	0	0	0	10,492	6,462	4,106	4,875	0	0	0
INDONESIA	158,600	186,031	162,648	147,208	18,389	13,432	+4,957	150,048	184,767	161,384	145,330	18,389	12,140	+6,249
PHILIPPINES	31,623	13,052	13,052	10,071	0	0	0	29,393	12,438	12,438	10,071	0	0	0
SABAH	304	1,905	1,565	2,141	0	1,054	-1,054	304	1,905	1,565	1,327		240	-240
SARAWAK	320	04,893	2,993	1,883	0	0	0	0	4,893	2,993	1,883	0	0	0
W-MALAYSIA	6,379	93	93	6,204	2,039	0	+2,039	6,272	93	93	5,316	2,039	0	+2,039
EAST TIMOR	35	0	0	0	0	0	0	0	0	0	0	0	0	0
TOTAL	211,362	212,616	184,457	172,382	20,428	14,486	+5,942	196,509	210,558	182,579	168,802	20,428	12,380	+8,048
				-12,075							-13,777			

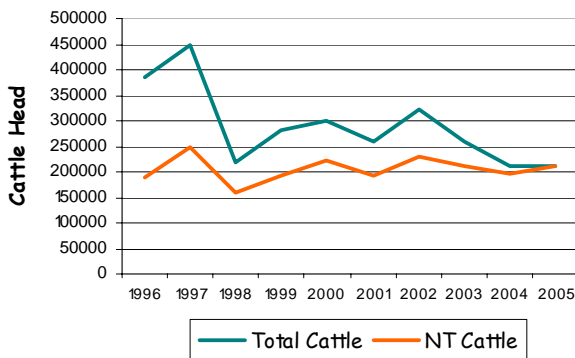
"SEPTEMBER at a glance"

- 20,428 head of cattle through the Port of Darwin during September, 5,942 head more than August, and 2,376 less than September last year.
- YTD figures indicate 12,075 head less than the same time last year.
- 1,565 buffalo, 2,406 goats, 227 sheep and 135 camels were exported to Malaysia.
- 157 buffalo were exported to Indonesia.

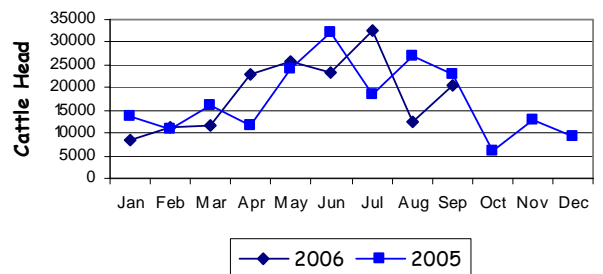
TOTAL Live Cattle Exports thru Port of Darwin 2005 v 2006



Live Cattle Exports thru the Port of Darwin (last 10 years)



NT Live Cattle Exports thru Port of Darwin 2005 v 2006




PREVIOUS 7 YEARS

Total Cattle, Port of Darwin							NT Cattle, Port of Darwin								
1998	1999	2000	2001	2002	2003	2004	2005	1998	1999	2000	2001	2002	2003	2004	2005
219,439	280,011	299,179	258,127	322,602	260,618	211,042	212,616	160,412	192,441	222,669	193,172	229,796	212,520	205,204	210,558

OTHER LIVESTOCK EXPORTS VIA DARWIN PORT (includes NT and Interstate Stock)

Destination	Buffalo			Camels			Goats			Deer			Horses			Sheep			Pigs			
	2005	2006	1-30 SEP	2005	2006	1-30 SEP	2005	2006	1-30 SEP	2005	2006	1-30 SEP	2005	2006	1-30 SEP	2005	2006	1-30 SEP	2005	2006	1-30 SEP	
BRUNEI	816	170	0	34	0	0	1,097	466	0	0	0	0	0	0	0	0	0	0	0	0	0	0
INDONESIA	100	474	157	0	0	0	10	57	57	0	0	0	9	0	9	0	0	0	0	0	0	0
PHILIPPINES	0	0	0	0	0	0	0	0	0	0	0	0	0	0	0	0	0	0	0	450	0	0
W-MALAYSIA	672	4,700	1,565	0	135	135	0	3,702	2,406	0	0	0	0	0	0	0	781	227	0	0	0	0
SABAH	314	0	0	0	0	0	3,016	87	0	0	0	0	18	0	0	0	0	0	0	0	0	0
TOTAL	1,902	5,344	1,722	34	135	135	4,113	4,312	2,463	0	0	0	27	0	0	0	781	227	450	445	0	0

NATIONAL CATTLE PRICES - W/E 29/9/06

JAPAN OX									MEDIUM STEER										
Estimated dressed weight price (cents/kg)									Estimated dressed weight price (cents/kg)										
SALEYARDS				O.T.HOOKS					SALEYARDS				O.T.HOOKS						
NSW	QLD	SA	AV (Aust)	NSW	QLD	SA	AV (Aust)	NSW	QLD	SA	AV (Aust)	NSW	QLD	SA	AV (Aust)	NSW	QLD	SA	AV (Aust)
This week	330	347	314	332	313	331	313	322	This week	320	329	317	320	311	317	311	316		
Last week	342	345	304	337	317	335	318	323	Last week	332	336	296	328	317	322	316	318		
Year ago	362	351	363	353	313	335	360	339	Year ago	361	358	357	358	334	328	355	342		
US COW									TRADE STEER										
Estimated dressed weight price (cents/kg)									Estimated dressed weight price (cents/kg)										
SALEYARDS				O.T.HOOKS					SALEYARDS				O.T.HOOKS						
NSW	QLD	SA	AV (Aust)	NSW	QLD	SA	AV (Aust)	NSW	QLD	SA	AV (Aust)	NSW	QLD	SA	AV (Aust)	NSW	QLD	SA	AV (Aust)
This week	274	285	252	267	267	274	252	252	This week	372	351	328	336	321	306	310	335		
Last week	286	283	257	276	270	278	256	252	Last week	373	353	331	342	324	311	310	336		
Year ago	320	308	306	309	275	295	280	272	Year ago	421	380	415	416	341	325	350	353		
LIVE EXPORT QUOTES									<p>Prices courtesy of Meat & Livestock Australia</p>  <p>www.mla.com.au</p>										
Estimated <u>live</u> weight price (cents/kg)																			
LIGHT STEERS (280-400 kg)				HEAVY STEERS (400+ kg)															
Darwin		Fremantle		Darwin		Fremantle													
This week	185		nq		170		nq												
Last week	185		nq		170		nq												
Year ago	175		nq		155		nq												

CURRENCY EXCHANGE RATES

Key Currencies 1AUD =	Current 1.10.2006	Previous month 1.9.2006	3 months ago 1.7.2006	1 Year ago 1.10.2005	Pre-devaluation 01.07.1997
Brunei Dollar	1.19841	1.22288	1.19442	1.28924	1.076
Indonesian Rupiah	6,881.29	6,983.53	6,952.10	7,852.38	1830
Philippine Peso	37.59232	39.0000	39.31115	42.69084	19.84
Malaysian Ringgit	2.75680	2.80940	2.71388	2.87820	1.9
Euro	0.58913	0.59807	0.58154	0.63132	N/A
US Dollar	0.74662	0.76749	0.74457	0.76030	0.752

Prepared by the NT Department of Primary Industry, Fisheries and Mines

This publication contains commodity market information prepared for DPIFM staff use in strategic research and extension planning. While DPIFM exercise care in the compilation and preparation of this information, no responsibility is taken for its accuracy or for the completeness of any information that is reproduced from other sources. DPIFM denies any loss or damage to any person whether caused directly or indirectly by the use of any of the information provided.