



Pastoral Market Update

Live Cattle Exports via Darwin Port – **AUGUST 2006**

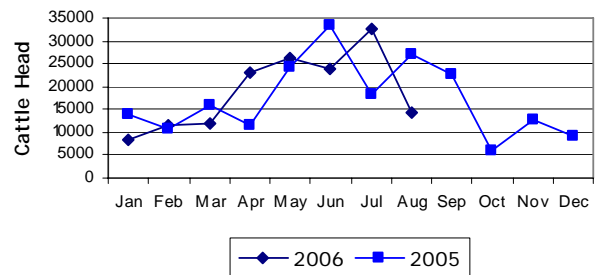
Please note that the "NT CATTLE" figures are NT cattle exported through the Port of Darwin only, some NT cattle are exported through interstate ports.

Destination	TOTAL CATTLE (including interstate)							# NT CATTLE						
	2004	2005	Last year 31/08/05	YTD 31/08/06	1-31 Aug	Previous Month	Difference	2004	2005	Last year 31/08/05	YTD 31/08/06	1-31 Aug	Previous Month	Difference
BRUNEI	14,101	6,642	4,106	4,875	0	860	-860	10,492	6,462	4,106	4,875	0	860	-860
INDONESIA	158,600	186,031	139,844	128,819	13,432	28,081	-14,649	150,048	184,767	138,580	126,941	12,140	28,081	-15,941
PHILIPPINES	31,623	13,052	13,052	10,071	0	2,761	-2,761	29,393	12,438	12,438	10,071	0	2,761	-2,761
SABAH	304	1,905	1,565	2,141	1,054	0	+1,054	304	1,905	1,565	1,327	240	0	+240
SARAWAK	320	04,893	2,993	1,883	0	0	0	0	4,893	2,993	1,883	0	0	0
W-MALAYSIA	6,379	93	93	4,165	0	735	-735	6,272	93	93	3,277	0	735	-735
EAST TIMOR	35	0	0	0	0	0	0	0	0	0	0	0	0	0
TOTAL	211,362	212,616	161,653	151,954	14,486	32,437	-17,951	196,509	210,558	159,775	148,374	12,650	32,437	-19,787
							-9,699							-11,401

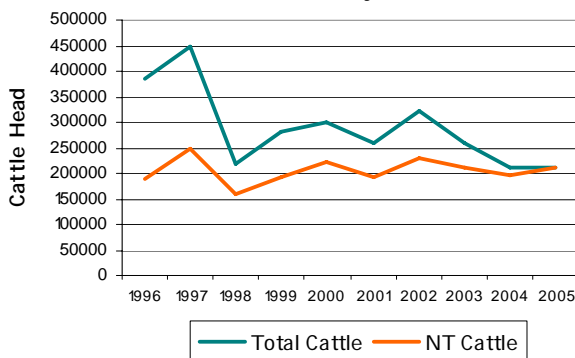
"AUGUST at a glance"

- 14,486 head of cattle through the Port of Darwin during August, 17,951 head less than July, and 3,878 less than July last year.
- YTD figures indicate 9,699 head less than the same time last year.
- 200 buffalo were exported to Indonesia.

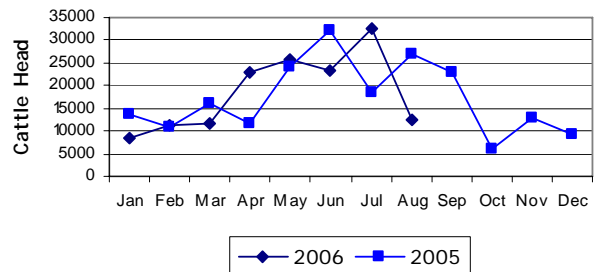
TOTAL Live Cattle Exports thru Port of Darwin
2005 v 2006



Live Cattle Exports thru the Port of Darwin
(last 10 years)



NT Live Cattle Exports thru Port of Darwin
2005 v 2006




PREVIOUS 7 YEARS

Total Cattle, Port of Darwin							NT Cattle, Port of Darwin								
1998	1999	2000	2001	2002	2003	2004	2005	1998	1999	2000	2001	2002	2003	2004	2005
219,439	280,011	299,179	258,127	322,602	260,618	211,042	212,616	160,412	192,441	222,669	193,172	229,796	212,520	205,204	210,558

OTHER LIVESTOCK EXPORTS VIA DARWIN PORT (includes NT and Interstate Stock)

Destination	Buffalo			Camels			Goats			Deer			Horses			Sheep			Pigs			
	2005	2006	1-31 AUG	2005	2006	1-31 AUG	2005	2006	1-31 AUG	2005	2006	1-31 AUG	2005	2006	1-31 AUG	2005	2006	1-31 AUG	2005	2006	1-31 AUG	
BRUNEI	816	170	0	34	0	0	1,097	466	0	0	0	0	0	0	0	0	0	0	0	0	0	0
INDONESIA	100	417	200	0	0	0	10	0	0	0	0	0	9	0	9	0	0	0	0	0	0	0
PHILIPPINES	0	0	0	0	0	0	0	0	0	0	0	0	0	0	0	0	0	0	0	450	0	0
W-MALAYSIA	672	3,135	0	0	0	0	1,296	0	0	0	0	0	0	0	0	0	554	0	0	0	0	0
SABAH	314	0	0	0	0	0	3,016	87	0	0	0	0	18	0	0	0	0	0	0	0	0	0
TOTAL	1,902	3,712	200	34	0	0	4,113	1,849	0	0	0	0	27	0	0	0	554	0	450	445	0	0

NATIONAL CATTLE PRICES - W/E 1/9/06

JAPAN OX									MEDIUM STEER										
Estimated dressed weight price (cents/kg)									Estimated dressed weight price (cents/kg)										
SALEYARDS				O.T.HOOKS					SALEYARDS				O.T.HOOKS						
NSW	QLD	SA	AV (Aust)	NSW	QLD	SA	AV (Aust)	NSW	QLD	SA	AV (Aust)	NSW	QLD	SA	AV (Aust)	NSW	QLD	SA	AV (Aust)
This week	351	349	321	346	316	334	318	324	This week	344	343	306	340	316	318	316	318		
Last week	347	358	312	345	320	338	333	331	Last week	347	352	295	343	320	320	331	325		
Year ago	359	344	nq	344	321	338	360	338	Year ago	360	351	374	355	339	331	358	341		
US COW									TRADE STEER										
Estimated dressed weight price (cents/kg)									Estimated dressed weight price (cents/kg)										
SALEYARDS				O.T.HOOKS					SALEYARDS				O.T.HOOKS						
NSW	QLD	SA	AV (Aust)	NSW	QLD	SA	AV (Aust)	NSW	QLD	SA	AV (Aust)	NSW	QLD	SA	AV (Aust)	NSW	QLD	SA	AV (Aust)
This week	284	281	255	277	268	278	254	251	This week	372	351	328	356	325	311	310	337		
Last week	283	292	252	274	269	279	274	259	Last week	373	353	331	360	329	312	315	340		
Year ago	316	317	320	311	270	298	283	271	Year ago	421	380	415	416	343	314	333	350		
LIVE EXPORT QUOTES									<p>Prices courtesy of Meat & Livestock Australia</p>  <p>www.mla.com.au</p>										
Estimated <u>live</u> weight price (cents/kg)																			
LIGHT STEERS (280-400 kg)				HEAVY STEERS (400+ kg)															
Darwin		Fremantle		Darwin		Fremantle													
This week	185		nq		170		nq												
Last week	185		nq		170		nq												
Year ago	180		nq		165		nq												

CURRENCY EXCHANGE RATES

Key Currencies 1AUD =	Current 1.9.2006	Previous month 1.8.2006	3 months ago 1.6.2006	1 Year ago 1.9.2005	Pre-devaluation 01.07.1997
Brunei Dollar	1.22288	1.22376	1.21669	1.27356	1.076
Indonesian Rupiah	6,983.53	6,948.41	7,008.86	7,868.16	1830
Philippine Peso	39.0000	39.45626	40,265.87	42.52960	19.84
Malaysian Ringgit	2.80940	2.80999	2.75910	2.84718	1.9
Euro	0.59807	0.59840	0.59087	0.61182	N/A
US Dollar	0.76749	0.76363	0.75976	0.75474	0.752

Prepared by the NT Department of Primary Industry, Fisheries and Mines

This publication contains commodity market information prepared for DPIFM staff use in strategic research and extension planning. While DPIFM exercise care in the compilation and preparation of this information, no responsibility is taken for its accuracy or for the completeness of any information that is reproduced from other sources. DPIFM denies any loss or damage to any person whether caused directly or indirectly by the use of any of the information provided.