



Pastoral Market Update

Live Cattle Exports via Darwin Port – JULY 2006

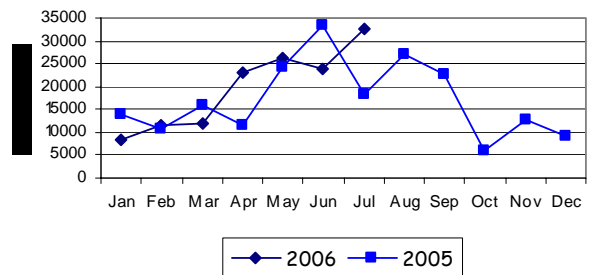
Please note that the "NT CATTLE" figures are NT cattle exported through the Port of Darwin only, some NT cattle are exported through interstate ports.

Destination	TOTAL CATTLE (including interstate)							# NT CATTLE						
	2004	2005	Last year 31/07/05	YTD 31/07/06	1-31 July	Previous Month	Difference	2004	2005	Last year 31/07/05	YTD 31/07/06	1-31 July	Previous Month	Difference
BRUNEI	14,101	6,642	3,282	4,875	860	811	+49	10,492	6,462	3,282	4,875	860	811	+49
INDONESIA	158,600	186,031	108,194	115,387	28,081	18,311	+9,770	150,048	184,767	107,544	114,801	28,081	18,265	+9,770
PHILIPPINES	31,623	13,052	13,052	10,071	2,761	2,658	+103	29,393	12,438	12,438	10,071	2,761	2,658	+103
SABAH	304	1,905	1,565	1,087	0	0	0	304	1,905	1,565	1,087	0	0	0
SARAWAK	320	04,893	1,608	1,883	0	0	0	0	4,893	1,608	1,883	0	0	0
W-MALAYSIA	6,379	93	93	4,165	735	2,056	-1,321	6,272	93	93	3,277	735	1,765	-1,030
EAST TIMOR	35	0	0	0	0	0	0	0	0	0	0	0	0	0
TOTAL	211,362	212,616	127,794	137,468	32,437	23,836	+8,601	196,509	210,558	126,530	135,994	32,437	23,499	+8,938
				+9,674							+9,464			

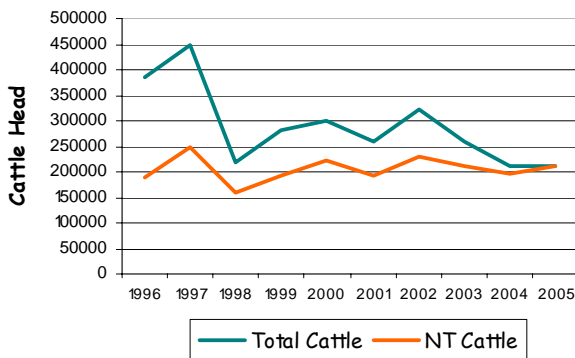
"JULY at a glance"

- 32,437 head of cattle through the Port of Darwin during July, 8,601 head more than June, and 14,073 more than July last year.
- YTD figures indicate 9,674 head more than the same time last year.
- 2,353 head of NT cattle were exported out of Wyndham.
- 546 buffalo were exported.

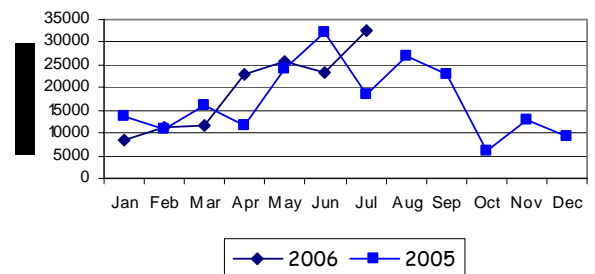
TOTAL Live Cattle Exports thru Port of Darwin 2005 v 2006



Live Cattle Exports thru the Port of Darwin (last 10 years)



NT Live Cattle Exports thru Port of Darwin 2005 v 2006




PREVIOUS 7 YEARS

Total Cattle, Port of Darwin							NT Cattle, Port of Darwin								
1998	1999	2000	2001	2002	2003	2004	2005	1998	1999	2000	2001	2002	2003	2004	2005
219,439	280,011	299,179	258,127	322,602	260,618	211,042	212,616	160,412	192,441	222,669	193,172	229,796	212,520	205,204	210,558

OTHER LIVESTOCK EXPORTS VIA DARWIN PORT (includes NT and Interstate Stock)

Destination	Buffalo			Camels			Goats			Deer			Horses			Sheep			Pigs			
	2005	2006	1-31 JUL	2005	2006	1-31 JUL	2005	2006	1-31 JUL	2005	2006	1-31 JUL	2005	2006	1-31 JUL	2005	2006	1-31 JUL	2005	2006	1-31 JUL	
BRUNEI	816	170	0	34	0	0	1,097	466	215	0	0	0	0	0	0	0	0	0	0	0	0	0
INDONESIA	100	217	69	0	0	0	10	0	0	0	0	0	9	0	9	0	0	0	0	0	0	0
PHILIPPINES	0	0	0	0	0	0	0	0	0	0	0	0	0	0	0	0	0	0	0	450	0	0
W-MALAYSIA	672	3,135	735	0	0	0	0	1,296	0	0	0	0	0	0	0	0	554	0	0	0	0	0
SABAH	314	0	0	0	0	0	3,016	87	0	0	0	0	18	0	0	0	0	0	0	0	0	0
TOTAL	1,902	3,512	804	34	0	0	4,113	1,849	215	0	0	0	27	0	0	0	554	0	450	445	0	0

NATIONAL CATTLE PRICES - W/E 28/7/06

JAPAN OX									MEDIUM STEER										
Estimated dressed weight price (cents/kg)									Estimated dressed weight price (cents/kg)										
SALEYARDS				O.T.HOOKS					SALEYARDS				O.T.HOOKS						
NSW	QLD	SA	AV (Aust)	NSW	QLD	SA	AV (Aust)	NSW	QLD	SA	AV (Aust)	NSW	QLD	SA	AV (Aust)	NSW	QLD	SA	AV (Aust)
This week	352	346	334	349	327	331	nq	325	This week	346	353	318	351	319	319	nq	319		
Last week	361	354	nq	357	321	331	nq	324	Last week	345	342	nq	340	314	319	nq	318		
Year ago	360	366	401	359	336	344	305	330	Year ago	349	361	364	363	342	348	305	333		
US COW									TRADE STEER										
Estimated dressed weight price (cents/kg)									Estimated dressed weight price (cents/kg)										
SALEYARDS				O.T.HOOKS					SALEYARDS				O.T.HOOKS						
NSW	QLD	SA	AV (Aust)	NSW	QLD	SA	AV (Aust)	NSW	QLD	SA	AV (Aust)	NSW	QLD	SA	AV (Aust)	NSW	QLD	SA	AV (Aust)
This week	294	289	286	289	268	281	265	258	This week	384	360	355	375	322	309	315	336		
Last week	297	290	387	288	265	283	265	257	Last week	380	363	350	374	328	309	316	335		
Year ago	314	315	304	311	259	303	258	265	Year ago	418	388	421	411	338	321	301	344		
LIVE EXPORT QUOTES									<p>Prices courtesy of Meat & Livestock Australia</p>  <p>www.mla.com.au</p>										
Estimated <u>live</u> weight price (cents/kg)																			
LIGHT STEERS (280-400 kg)				HEAVY STEERS (400+ kg)															
Darwin		Fremantle		Darwin		Fremantle													
This week	185		nq		165		nq												
Last week	185		nq		165		nq												
Year ago	175		nq		160		nq												

CURRENCY EXCHANGE RATES

Key Currencies 1AUD =	Current 1.8.2006	Previous month 1.7.2006	3 months ago 1.5.2006	1 Year ago 1.8.2005	Pre-devaluation 01.07.1997
Brunei Dollar	1.22376	1.19442	1.20935	1.29533	1.076
Indonesian Rupiah	6,948.41	6,952.10	6,614.14	7,502.10	1830
Philippine Peso	39.45626	39.31115	39.04997	42.89834	19.84
Malaysian Ringgit	2.80999	2.71388	2.73630	2.87820	1.9
Euro	0.59840	0.58154	0.60442	0.61867	N/A
US Dollar	0.76363	0.74457	0.75335	0.76570	0.752

Prepared by the NT Department of Primary Industry, Fisheries and Mines

This publication contains commodity market information prepared for DPIFM staff use in strategic research and extension planning. While DPIFM exercise care in the compilation and preparation of this information, no responsibility is taken for its accuracy or for the completeness of any information that is reproduced from other sources. DPIFM denies any loss or damage to any person whether caused directly or indirectly by the use of any of the information provided.