



Pastoral Market Update

Live Cattle Exports via Darwin Port – **MAY 2006**

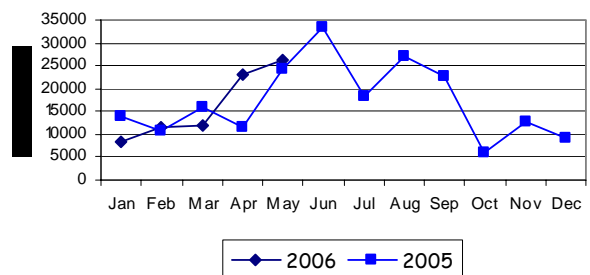
Please note that the "NT CATTLE" figures are NT cattle exported through the Port of Darwin only, some NT cattle are exported through interstate ports.

Destination	TOTAL CATTLE (including interstate)							# NT CATTLE						
	2004	2005	Last year 31/05/05	YTD 31/05/06	1-31 May	Previous Month	Difference	2004	2005	Last year 31/05/05	YTD 31/05/06	1-31 May	Previous Month	Difference
BRUNEI	14,101	6,642	2,405	3,204	0	844	-844	10,492	6,462	2,405	3,204	0	844	-844
INDONESIA	158,600	186,031	67,931	68,995	19,808	20,093	-285	150,048	184,767	67,931	68,455	19,268	20,093	-825
PHILIPPINES	31,623	13,052	4,146	4,652	4,652	0	+4,652	29,393	12,438	4,146	4,652	4,652	0	+4,652
SABAH	304	1,905	0	1,087	1,087	0	+1,087	304	1,905	0	1,087	1,087	0	+1,087
SARAWAK	320	04,893	1,608	1,883	0	1,883	-1,883	0	4,893	1,608	1,883	0	1,883	+1,883
W-MALAYSIA	6,379	93	93	1,374	899	363	+536	6,272	93	93	777	707	70	+637
EAST TIMOR	35	0	0	0	0	0	0	0	0	0	0	0	0	0
TOTAL	211,362	212,616	76,090	81,195	26,446	23,183	+3,263	196,509	210,558	76,090	80,058	25,714	22,890	+2,851
				+5,105							+3,968			

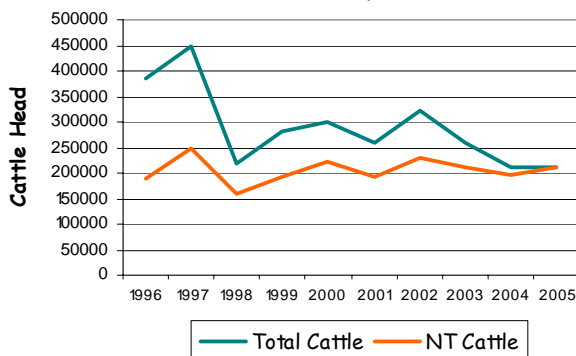
"MAY at a glance"

- 26,446 head of cattle through the Port of Darwin during May, 3,263 head more than April, and 2,355 more than May last year.
- YTD figures indicate 5,105 head more than the same time last year.
- 192 dairy heifers from Qld were exported to Malaysia.
- 67 buffalo were exported to Malaysia.
- 445 breeder pigs from Qld were exported to the Philippines.

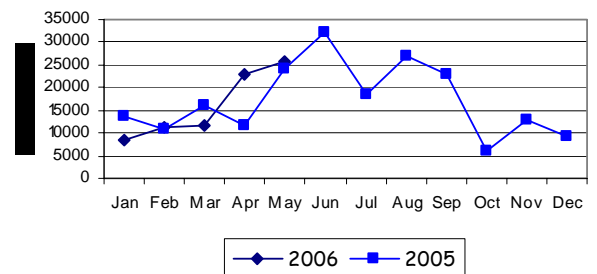
TOTAL Live Cattle Exports thru Port of Darwin
2005 v 2006



Live Cattle Exports thru the Port of Darwin
(last 10 years)



NT Live Cattle Exports thru Port of Darwin
2005 v 2006




PREVIOUS 7 YEARS

Total Cattle, Port of Darwin							NT Cattle, Port of Darwin								
1998	1999	2000	2001	2002	2003	2004	2005	1998	1999	2000	2001	2002	2003	2004	2005
219,439	280,011	299,179	258,127	322,602	260,618	211,042	212,616	160,412	192,441	222,669	193,172	229,796	212,520	205,204	210,558

OTHER LIVESTOCK EXPORTS VIA DARWIN PORT (includes NT and Interstate Stock)

Destination	Buffalo			Camels			Goats			Deer			Horses			Sheep			Pigs			
	2005	2006	1-31 MAY	2005	2006	1-31 MAY	2005	2006	1-31 MAY	2005	2006	1-31 MAY	2005	2006	1-31 MAY	2005	2006	1-31 MAY	2005	2006	1-31 MAY	
BRUNEI	816	120	0	34	0	0	1,097	0	0	0	0	0	0	0	0	0	0	0	0	0	0	0
INDONESIA	100	0	0	0	0	0	10	0	0	0	0	0	9	0	9	0	0	0	0	0	0	0
PHILIPPINES	0	0	0	0	0	0	0	0	0	0	0	0	0	0	0	0	0	0	0	450	0	445
W-MALAYSIA	672	2,016	67	0	0	0	0	0	0	0	0	0	0	0	0	0	0	0	0	0	0	0
SABAH	314	0	0	0	0	0	3,016	87	0	0	0	0	18	0	0	0	0	0	0	0	0	0
TOTAL	1,902	2,136	67	34	0	0	4,113	87	0	0	0	0	27	0	0	0	0	0	0	450	445	445

NATIONAL CATTLE PRICES - W/E 26/5/06

JAPAN OX									MEDIUM STEER										
Estimated dressed weight price (cents/kg)									Estimated dressed weight price (cents/kg)										
SALEYARDS				O.T.HOOKS					SALEYARDS				O.T.HOOKS						
NSW	QLD	SA	AV (Aust)	NSW	QLD	SA	AV (Aust)	NSW	QLD	SA	AV (Aust)	NSW	QLD	SA	AV (Aust)	NSW	QLD	SA	AV (Aust)
This week	337	333	nq	334	300	341	340	325	This week	334	337	350	330	306	336	326	322		
Last week	324	330	343	329	304	329	340	323	Last week	336	339	353	329	302	330	326	321		
Year ago	314	318	316	315	324	313	318	316	Year ago	304	305	342	313	310	303	319	314		
US COW									TRADE STEER										
Estimated dressed weight price (cents/kg)									Estimated dressed weight price (cents/kg)										
SALEYARDS				O.T.HOOKS					SALEYARDS				O.T.HOOKS						
NSW	QLD	SA	AV (Aust)	NSW	QLD	SA	AV (Aust)	NSW	QLD	SA	AV (Aust)	NSW	QLD	SA	AV (Aust)	NSW	QLD	SA	AV (Aust)
This week	277	287	298	283	263	285	260	256	This week	358	338	359	358	321	316	316	332		
Last week	277	292	303	285	266	269	265	255	Last week	355	339	361	371	325	309	316	331		
Year ago	255	266	270	261	256	264	250	246	Year ago	349	323	370	343	311	284	295	321		
LIVE EXPORT QUOTES									<p>Prices courtesy of Meat & Livestock Australia</p>  <p>www.mla.com.au</p>										
Estimated <u>live</u> weight price (cents/kg)																			
LIGHT STEERS (280-400 kg)				HEAVY STEERS (400+ kg)															
Darwin		Fremantle		Darwin		Fremantle													
This week	180		nq		165			nq											
Last week	180		nq		165			nq											
Year ago	155		145		145			140											

CURRENCY EXCHANGE RATES

Key Currencies 1AUD =	Current 1.6.2006	Previous month 1.5.2006	3 months ago 1.3.2006	1 Year ago 1.6.2005	Pre-devaluation 01.07.1997
Brunei Dollar	1.21669	1.20935	1.22000	1.28154	1.076
Indonesian Rupiah	7,008.86	6,614.14	6,877.37	7,256.15	1830
Philippine Peso	40,265.87	39,04997	38.39179	41.29163	19.84
Malaysian Ringgit	2.75910	2.73630	2.75255	2.87371	1.9
Euro	0.59087	0.60442	0.62304	0.61829	N/A
US Dollar	0.75976	0.75335	0.73863	0.75598	0.752

Prepared by the NT Department of Primary Industry, Fisheries and Mines

This publication contains commodity market information prepared for DPIFM staff use in strategic research and extension planning. While DPIFM exercise care in the compilation and preparation of this information, no responsibility is taken for its accuracy or for the completeness of any information that is reproduced from other sources. DPIFM denies any loss or damage to any person whether caused directly or indirectly by the use of any of the information provided.