



Pastoral Market Update

Live Cattle Exports via Darwin Port – **APRIL 2006**

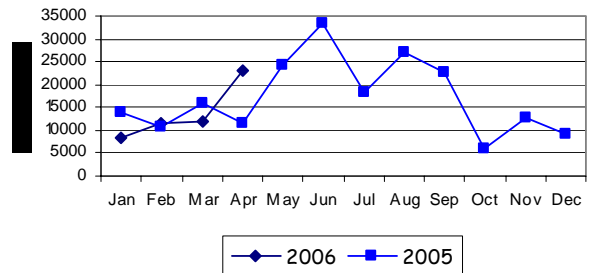
Please note that the "NT CATTLE" figures are NT cattle exported through the Port of Darwin only, some NT cattle are exported through interstate ports.

Destination	TOTAL CATTLE (including interstate)							# NT CATTLE						
	2004	2005	Last year 30/4/05	YTD 30/4/06	1-30 April	Previous Month	Difference	2004	2005	Last year 30/4/05	YTD 30/4/06	1-30 April	Previous Month	Difference
BRUNEI	14,101	6,642	1,559	3,204	844	1,230	-366	10,492	6,462	1,559	3,204	844	1,230	-1,230
INDONESIA	158,600	186,031	48,839	49,187	20,093	10,586	+9,507	150,048	184,767	48,839	49,187	20,093	10,586	+9,507
PHILIPPINES	31,623	13,052	1,601	0	0	0	0	29,393	12,438	1,601	0	0	0	0
SABAH	304	1,905	0	0	0	0	0	304	1,905	0	0	0	0	0
SARAWAK	320	04,893	0	1,883	1,883	0	+1,883	0	4,893	0	1,883	1,883	0	+1,883
W-MALAYSIA	6,379	93	93	475	363	112	+251	6,272	93	93	70	70	0	+70
EAST TIMOR	35	0	0	0	0	0	0	0	0	0	0	0	0	0
TOTAL	211,042	212,616	52,092	54,749	23,183	11,816	+11,367	212,520	210,558	52,092	54,344	22,890	11,816	+11,074
				+2,657							+2,252			

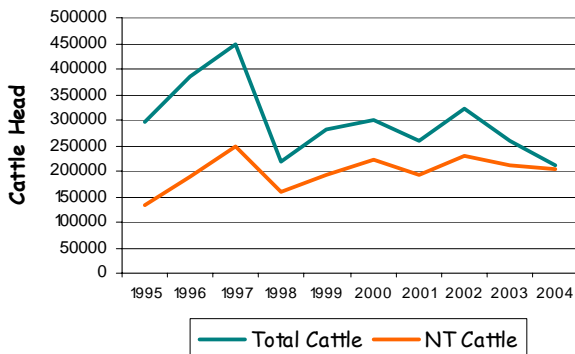
"April at a glance"

- 20,093 head of cattle through the Port of Darwin during April, 11,367 head more than March, and 11,482 more than April last year.
- YTD figures indicate 2,657 head more than the same time last year.
- 293 Jersey heifers from Vic & NSW were exported to Malaysia.
- 1,199 buffalo were exported to Malaysia.
- 167 more buffalo have been exported so far this year, than all of last year

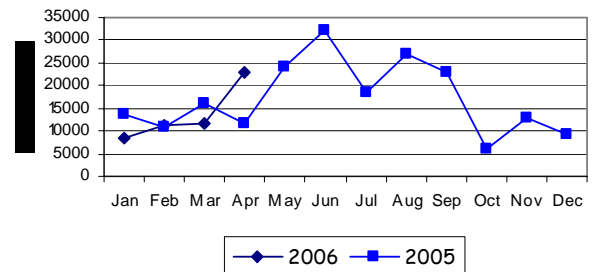
TOTAL Live Cattle Exports thru Port of Darwin 2005 v 2006



Live Cattle Exports thru the Port of Darwin (last 10 years)



NT Live Cattle Exports thru Port of Darwin 2005 v 2006




PREVIOUS 7 YEARS

Total Cattle, Port of Darwin							NT Cattle, Port of Darwin								
1998	1999	2000	2001	2002	2003	2004	2005	1998	1999	2000	2001	2002	2003	2004	2005
219,439	280,011	299,179	258,127	322,602	260,618	211,042	212,616	160,412	192,441	222,669	193,172	229,796	212,520	205,204	210,558

OTHER LIVESTOCK EXPORTS VIA DARWIN PORT (includes NT and Interstate Stock)

Destination	Buffalo			Camels			Goats			Deer			Horses			Sheep			Pigs			
	2005	2006	1-30 APR	2005	2006	1-30 APR	2005	2006	1-30 APR	2005	2006	1-30 APR	2005	2006	1-30 APR	2005	2006	1-30 APR	2005	2006	1-30 APR	
BRUNEI	816	120	50	34	0	0	1,097	0	0	0	0	0	0	0	0	0	0	0	0	0	0	0
INDONESIA	100	0	0	0	0	0	10	0	0	0	0	0	9	0	9	0	0	0	0	0	0	0
PHILIPPINES	0	0	0	0	0	0	0	0	0	0	0	0	0	0	0	0	0	0	0	450	0	0
W-MALAYSIA	672	1,949	1,199	0	0	0	0	0	0	0	0	0	4	0	0	0	0	0	0	0	0	0
SABAH	314	0	0	0	0	0	3,016	87	87	0	0	0	18	0	0	0	0	0	0	0	0	0
TOTAL	1,902	2,069	1,249	34	0	0	4,113	87	87	0	0	0	27	0	0	0	0	0	0	450	0	0

NATIONAL CATTLE PRICES - W/E 28/4/06

JAPAN OX									MEDIUM STEER										
Estimated dressed weight price (cents/kg)									Estimated dressed weight price (cents/kg)										
SALEYARDS				O.T.HOOKS					SALEYARDS				O.T.HOOKS						
NSW	QLD	SA	AV (Aust)	NSW	QLD	SA	AV (Aust)	NSW	QLD	SA	AV (Aust)	NSW	QLD	SA	AV (Aust)	NSW	QLD	SA	AV (Aust)
This week	338	335	nq	336	305	342	335	325	This week	334	337	350	336	306	336	326	322		
Last week	340	331	346	334	296	336	335	321	Last week	336	339	353	339	302	330	326	320		
Year ago	303	312	nq	310	312	306	323	313	Year ago	304	305	342	310	310	303	319	312		
US COW									TRADE STEER										
Estimated dressed weight price (cents/kg)									Estimated dressed weight price (cents/kg)										
SALEYARDS				O.T.HOOKS					SALEYARDS				O.T.HOOKS						
NSW	QLD	SA	AV (Aust)	NSW	QLD	SA	AV (Aust)	NSW	QLD	SA	AV (Aust)	NSW	QLD	SA	AV (Aust)	NSW	QLD	SA	AV (Aust)
This week	291	288	297	290	267	284	265	257	This week	357	345	359	358	325	321	311	333		
Last week	288	298	294	290	264	279	265	256	Last week	362	354	378	371	318	316	311	330		
Year ago	256	265	290	265	251	251	257	243	Year ago	344	317	nq	343	307	269	300	316		
LIVE EXPORT QUOTES									<p>Prices courtesy of Meat & Livestock Australia</p>  <p>www.mla.com.au</p>										
Estimated <u>live</u> weight price (cents/kg)																			
LIGHT STEERS (280-400 kg)				HEAVY STEERS (400+ kg)															
Darwin		Fremantle		Darwin		Fremantle													
This week	180		nq		165			nq											
Last week	180		nq		165			nq											
Year ago	160		nq		155			nq											

CURRENCY EXCHANGE RATES

Key Currencies 1AUD =	Current 28.4.2006	Previous month 31.3.2006	3 months ago 31.1.2006	1 Year ago 30.4.2005	Pre-devaluation 01.07.1997
Brunei Dollar	1.20935	1.22097	1.23830	1.2742	1.076
Indonesian Rupiah	6,614.14	6,832.36	6,962.50	7,3335.44	1830
Philippine Peso	39.04997	38.18171	38.58396	42.1987	19.84
Malaysian Ringgit	2.73630	2.76264	2.79289	2.9272	1.9
Euro	0.60442	0.61996	0.62194	0.5964	N/A
US Dollar	0.75335	0.74541	0.74638	0.7702	0.752

Prepared by the NT Department of Primary Industry, Fisheries and Mines

This publication contains commodity market information prepared for DPIFM staff use in strategic research and extension planning. While DPIFM exercise care in the compilation and preparation of this information, no responsibility is taken for its accuracy or for the completeness of any information that is reproduced from other sources. DPIFM denies any loss or damage to any person whether caused directly or indirectly by the use of any of the information provided.