



Pastoral Market Update

Live Cattle Exports via Darwin Port – FEBRUARY 2006

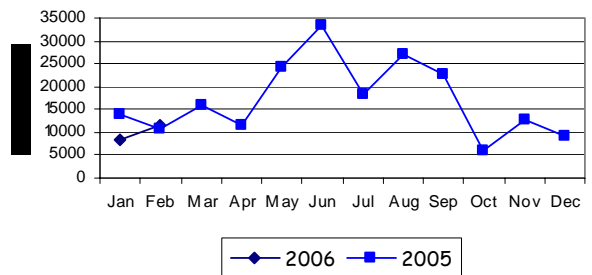
Please note that the "NT CATTLE" figures are NT cattle exported through the Port of Darwin only, some NT cattle are exported through interstate ports.

Destination	TOTAL CATTLE (including interstate)							# NT CATTLE						
	2004	2005	Last year 28/2/05	YTD 28/2/06	1-28 Feb	Previous Month	Difference	2004	2005	Last year 28/2/05	YTD 28/2/06	1-28 Feb	Previous Month	Difference
BRUNEI	14,101	6,642	0	1,130	1,130	0	+1,130	10,492	6,462	0	1,130	1,130	0	+1,130
INDONESIA	158,600	186,031	24,406	18,508	10,159	8,349	+1,810	150,048	184,767	24,406	18,508	10,159	8,349	1,810
PHILIPPINES	31,623	13,052	0	0	0	0	0	29,393	12,438	0	0	0	0	0
SABAH	304	1,905	0	0	0	0	0	304	1,905	0	0	0	0	0
SARAWAK	320	04,893	0	0	0	0	0	0	4,893	0	0	0	0	0
W-MALAYSIA	6,379	93	93	112	112	0	+112	6,272	93	93	0	0	0	0
EAST TIMOR	35	0	0	0	0	0	0	0	0	0	0	0	0	0
TOTAL	211,042	212,616	24,499	19,750	11,401	8,349	+3,052	212,520	210,558	24,499	19,638	11,289	8,349	+2,940
				-4,749							-4,861			

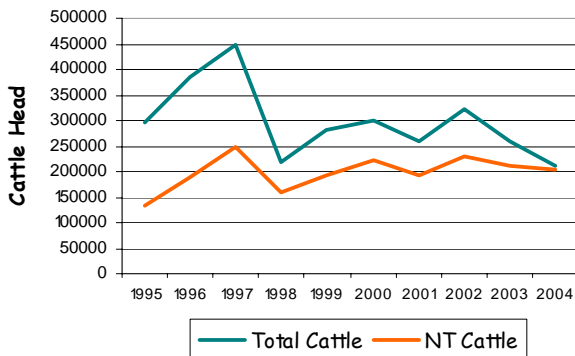
"February at a glance"

- 11,401 head of cattle through the Port of Darwin during February, 3,052 head more than January and 656 more than February last year.
- YTD figures indicate 4,749 head less than the same time last year.
- 112 dairy heifers from NSW to Malaysia through the Port of Darwin in February
- 750 buffalo were exported to Malaysia and 70 head to Brunei.

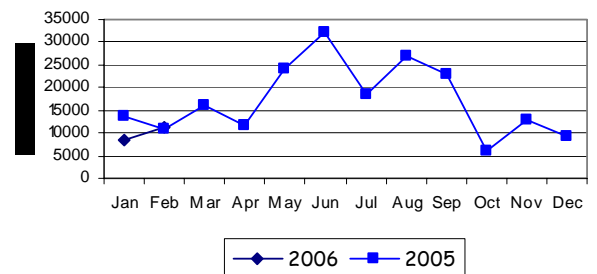
TOTAL Live Cattle Exports thru Port of Darwin 2005 v 2006



Live Cattle Exports thru the Port of Darwin (last 10 years)



NT Live Cattle Exports thru Port of Darwin 2005 v 2006




PREVIOUS 7 YEARS

Total Cattle, Port of Darwin							NT Cattle, Port of Darwin								
1998	1999	2000	2001	2002	2003	2004	2005	1998	1999	2000	2001	2002	2003	2004	2005
219,439	280,011	299,179	258,127	322,602	260,618	211,042	212,616	160,412	192,441	222,669	193,172	229,796	212,520	205,204	210,558

OTHER LIVESTOCK EXPORTS VIA DARWIN PORT (includes NT and Interstate Stock)

Destination	Buffalo			Camels			Goats			Deer			Horses			Sheep			Pigs			
	2005	2006	1-28 FEB	2005	2006	1-28 FEB	2005	2006	1-28 FEB	2005	2006	1-28 FEB	2005	2006	1-28 FEB	2005	2006	1-28 FEB	2005	2006	1-28 FEB	
BRUNEI	816	70	70	34	0	0	1,097	0	0	0	0	0	0	0	0	0	0	0	0	0	0	0
INDONESIA	100	0	0	0	0	0	10	0	0	0	0	0	9	0	9	0	0	0	0	0	0	0
PHILIPPINES	0	0	0	0	0	0	0	0	0	0	0	0	0	0	0	0	0	0	0	450	0	0
W-MALAYSIA	672	450	450	0	0	0	0	0	0	0	0	0	4	0	0	0	0	0	0	0	0	0
SABAH	0	0	0	0	0	0	3,016	0	0	0	0	0	18	0	0	0	0	0	0	0	0	0
TOTAL	1,902	520	520	34	0	0	4,113	0	0	0	0	0	27	0	0	0	0	0	0	450	0	0

NATIONAL CATTLE PRICES - W/E 24/2/06

JAPAN OX									MEDIUM STEER										
Estimated dressed weight price (cents/kg)									Estimated dressed weight price (cents/kg)										
SALEYARDS				O.T.HOOKS					SALEYARDS				O.T.HOOKS						
NSW	QLD	SA	AV (Aust)	NSW	QLD	SA	AV (Aust)	NSW	QLD	SA	AV (Aust)	NSW	QLD	SA	AV (Aust)	NSW	QLD	SA	AV (Aust)
This week	332	337	NQ	333	316	334	330	320	This week	338	343	312	336	310	329	321	318		
Last week	328	329	NQ	327	315	330	330	319	Last week	330	328	309	329	308	324	321	316		
Year ago	328	338	329	332	327	332	313	319	Year ago	330	336	333	336	327	324	309	319		
US COW									TRADE STEER										
Estimated dressed weight price (cents/kg)									Estimated dressed weight price (cents/kg)										
SALEYARDS				O.T.HOOKS					SALEYARDS				O.T.HOOKS						
NSW	QLD	SA	AV (Aust)	NSW	QLD	SA	AV (Aust)	NSW	QLD	SA	AV (Aust)	NSW	QLD	SA	AV (Aust)	NSW	QLD	SA	AV (Aust)
This week	278	298	290	286	262	284	250	253	This week	359	372	330	355	318	314	305	326		
Last week	273	290	273	280	262	281	250	252	Last week	363	354	319	353	324	310	305	324		
Year ago	297	288	301	292	259	287	255	251	Year ago	371	353	364	369	326	317	290	324		
LIVE EXPORT QUOTES									<p>Prices courtesy of Meat & Livestock Australia</p>  <p>www.mla.com.au</p>										
Estimated <u>live</u> weight price (cents/kg)																			
LIGHT STEERS (280-400 kg)				HEAVY STEERS (400+ kg)															
Darwin		Fremantle		Darwin		Fremantle													
This week	175		nq		160		Nq												
Last week	175		NQ		150		Nq												
Year ago	185		170		150		155												

CURRENCY EXCHANGE RATES

Key Currencies 1AUD =	Current 28/2.2006	Previous month 31/1.2006	3 months ago 30.11.2005	1 Year ago 28/2.2005	Pre-devaluation 01.07.1997
Brunei Dollar	1.22000	1.23830	1.26318	1.2806	1.076
Indonesian Rupiah	6,877.37	6,962.51	7,407.34	7095.25	1830
Philippine Peso	38.39179	38.58396	39.93826	42.7435	19.84
Malaysian Ringgit	2.75255	2.79289	2.78178	2.9455	1.9
Euro	0.62304	0.62194	0.62822	0.5942	N/A
US Dollar	0.73863	0.74638	0.73629	0.7749	0.752

Prepared by the NT Department of Primary Industry, Fisheries and Mines

This publication contains commodity market information prepared for DPIFM staff use in strategic research and extension planning. While DPIFM exercise care in the compilation and preparation of this information, no responsibility is taken for its accuracy or for the completeness of any information that is reproduced from other sources. DPIFM denies any loss or damage to any person whether caused directly or indirectly by the use of any of the information provided.