



# Pastoral Market Update

## Live Cattle Exports via Darwin Port – **SEPTEMBER 2005**

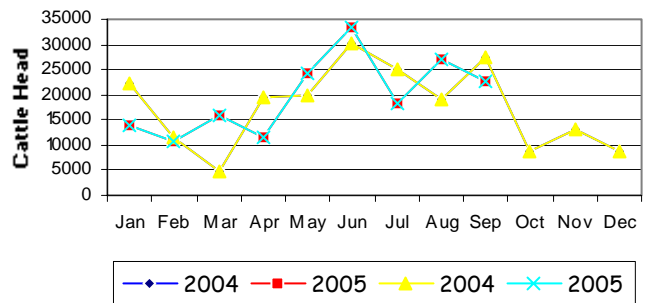
# Please note that the "NT CATTLE" figures are NT cattle exported through the Port of Darwin only, some NT cattle are exported through interstate ports.

Destination	TOTAL CATTLE (including interstate)							# NT CATTLE						
	2003	2004	Last year 30/09/04	YTD 30/09/05	1-30 Sept	Previous Month	Difference	2003	2004	Last year 30/09/04	YTD 30/09/05	1-30 Sept	Previous Month	Difference
BRUNEI	16,572	14,101	8,115	4,106	0	824	-824	13,574	10,492	8,099	4,106	0	824	-824
INDONESIA	182,624	158,600	134,160	162,648	22,804	24,915	-2,111	145,274	150,048	131,948	161,384	22,804	24,915	-2,111
PHILIPPINES	51,792	31,623	31,623	13,052	0	0	0	46,243	29,393	29,393	12,438	0	0	0
SABAH	224	304	304	1,565	0	0	0	224	304	304	1,565	0	0	0
SARAWAK	320	0	0	2,993	0	1,385	-1,385	92	0	0	2,993	0	1,385	-1,385
W-MALAYSIA	9,028	6,379	6,023	93	0	0	0	7,055	6,272	6,023	93	0	0	0
EAST TIMOR	58	35	35	0	0	0	0	58	0	0	0	0	0	0
<b>TOTAL</b>	<b>260,618</b>	<b>211,042</b>	<b>180,260</b>	<b>184,457</b>	<b>22,804</b>	<b>27,124</b>	<b>-4,320</b>	<b>212,520</b>	<b>205,204</b>	<b>175,767</b>	<b>182,579</b>	<b>22,804</b>	<b>27,124</b>	<b>-4,320</b>
				<b>+4,197</b>							<b>+6,812</b>			

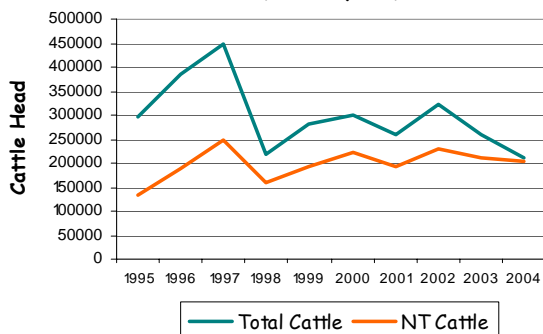
### "September at a glance"

- 22,804 head of cattle through the Port of Darwin during September, 4,320 head less than August and 6,508 less than September last year.
- YTD figures indicate 4,197 head more than the same time last year.
- No interstate cattle through the Port of Darwin in September.
- 1,438 goats from Qld & WA were exported to Sabah
- 314 breeder buffalo were exported to Sabah

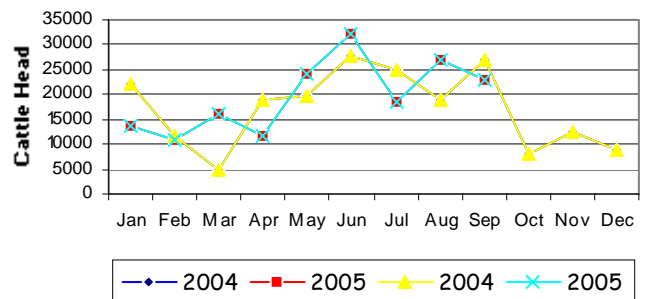
**TOTAL Live Cattle Exports thru Port of Darwin 2004 v 2005**



**Live Cattle Exports thru the Port of Darwin (last 10 years)**



**NT Live Cattle Exports thru Port of Darwin 2004 v 2005**




PREVIOUS 7 YEARS

Total Cattle, Port of Darwin							NT Cattle, Port of Darwin								
1997	1998	1999	2000	2001	2002	2003	2004	1997	1998	1999	2000	2001	2002	2003	2004
448,196	219,439	280,011	299,179	258,127	322,602	260,618	211,042	246,389	160,412	192,441	222,669	193,172	229,796	212,520	205,204

### OTHER LIVESTOCK EXPORTS VIA DARWIN PORT (includes NT and Interstate Stock)

Destination	Buffalo			Camels			Goats			Deer			Horses			Sheep			Pigs		
	2004	2005	1-30 Sept	2004	2005	1-30 Sept	2004	2005	1-30 Sept	2004	2005	1-30 Sept	2004	2005	1-30 Sept	2004	2005	1-30 Sept	2004	2005	1-30 Sept
BRUNEI	2,279	153	0	115	0	0	3,680	0	0	30	0	0	0	0	0	0	0	0	0	0	0
INDONESIA	0	0	0	0	0	0	0	0	0	0	0	0	3	0	0	0	0	0	0	0	0
PHILIPPINES	0	0	0	0	0	0	100	0	0	0	0	0	0	0	0	0	0	0	640	0	0
W-MALAYSIA	1,556	672	0	0	0	0	725	0	0	0	0	0	4	0	0	0	0	0	0	0	0
SABAH	0	0	314	0	0	0	217	0	1438	0	0	0	0	0	0	0	0	0	0	0	0
<b>TOTAL</b>	<b>3,835</b>	<b>1139</b>	<b>314</b>	<b>115</b>	<b>0</b>	<b>0</b>	<b>4,722</b>	<b>1728</b>	<b>1438</b>	<b>30</b>	<b>0</b>	<b>0</b>	<b>7</b>	<b>0</b>	<b>0</b>	<b>0</b>	<b>0</b>	<b>0</b>	<b>640</b>	<b>450</b>	<b>0</b>

### NATIONAL CATTLE PRICES - W/E 30/09/05

JAPAN OX									MEDIUM STEER										
Estimated dressed weight price (cents/kg)									Estimated dressed weight price (cents/kg)										
SALEYARDS				O.T.HOOKS					SALEYARDS				O.T.HOOKS						
NSW	QLD	SA	AV (Aust)	NSW	QLD	SA	AV (Aust)	NSW	QLD	SA	AV (Aust)	NSW	QLD	SA	AV (Aust)	NSW	QLD	SA	AV (Aust)
This week	362	351	363	353	313	335	350	339	This week	361	357	357	358	334	328	355	339		
Last week	361	352	331	353	317	353	350	340	Last week	364	360	359	359	335	327	355	340		
Year ago	350	359	331	354	349	355	318	349	Year ago	361	350	337	346	345	351	349	349		
US COW									TRADE STEER										
Estimated dressed weight price (cents/kg)									Estimated dressed weight price (cents/kg)										
SALEYARDS				O.T.HOOKS					SALEYARDS				O.T.HOOKS						
NSW	QLD	SA	AV (Aust)	NSW	QLD	SA	AV (Aust)	NSW	QLD	SA	AV (Aust)	NSW	QLD	SA	AV (Aust)	NSW	QLD	SA	AV (Aust)
This week	320	308	306	309	274	295	280	272	This week	231	216	226	227	341	325	350	353		
Last week	322	319	308	311	274	293	283	272	Last week	231	209	214	225	343	311	350	350		
Year ago	317	319	295	312	237	318	298	272	Year ago	206	211	201	203	359	337	346	350		
LIVE EXPORT QUOTES									<p>Prices courtesy of Meat &amp; Livestock Australia</p>  <p>www.mla.com.au</p>										
Estimated <u>live</u> weight price (cents/kg)																			
LIGHT STEERS (280-400 kg)				HEAVY STEERS (400+ kg)															
Darwin		Fremantle		Darwin		Fremantle													
This week	175	nq		155		nq													
Last week	165	nq		145		nq													
Year ago	185	nq		185		nq													

### CURRENCY EXCHANGE RATES

Key Currencies 1AUD =	Current 30.09.2005	Previous month 24.08.2005	3 months ago 31.07.2005	1 Year ago 30.9.2004	Pre-devaluation 01.07.1997
Brunei Dollar	1.28924	1.29533	1.28656	1.2131	1.076
Indonesian Rupiah	7852.38	7502.10	7407.18	6556.35	1830
Philippine Peso	42.69084	42.89834	42.45115	40.2833	19.84
Malaysian Ringgit	2.86534	2.89549	2.87820	2.7088	1.9
Euro	0.63132	0.63449	0.61867	0.5799	N/A
US Dollar	0.76030	0.76570	0.75738	0.7126	0.752

Prepared by the NT Department of Business, Industry and Resource Development.

This publication contains commodity market information prepared for DBIRD staff use in strategic research and extension planning. While DBIRD exercise care in the compilation and preparation of this information, no responsibility is taken for its accuracy or for the completeness of any information that is reproduced from other sources. DBIRD denies any loss or damage to any person whether caused directly or indirectly by the use of any of the information provided.