



# Pastoral Market Update

## Live Cattle Exports via Darwin Port – **AUGUST 2005**

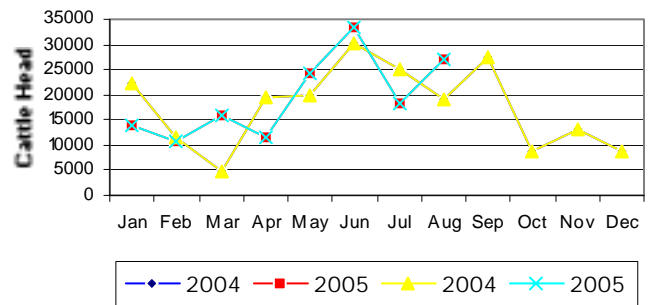
# Please note that the "NT CATTLE" figures are NT cattle exported through the Port of Darwin only, some NT cattle are exported through interstate ports.

Destination	TOTAL CATTLE (including interstate)							# NT CATTLE						
	2003	2004	Last year 31/08/04	YTD 31/08/05	1-31 August	Previous Month	Difference	2003	2004	Last year 31/08/04	YTD 31/08/05	1-31 August	Previous Month	Difference
BRUNEI	16,572	14,101	7,114	4,106	824	0	+824	13,574	10,492	7,098	4,106	824	0	+824
INDONESIA	182,624	158,600	111,686	139,844	24,915	12,487	+12248	145,274	150,048	109,222	138,580	24,915	12,487	+12428
PHILIPPINES	51,792	31,623	31,623	13,052	0	4,312	-4,312	46,243	29,393	29,393	12,438	0	4,312	-4,312
SABAH	224	304	304	1,565	0	0	0	224	304	304	1,565	0	1,565	-1,565
SARAWAK	320	0	0	2,993	1385	0	+1,385	92	0	0	2,993	1385	0	+1,385
W-MALAYSIA	9,028	6,379	2,186	93	0	0	0	7,055	6,272	2,186	93	0	0	0
EAST TIMOR	58	35	35	0	0	0	0	58	0	0	0	0	0	0
<b>TOTAL</b>	<b>260,618</b>	<b>211,042</b>	<b>152,948</b>	<b>161,653</b>	<b>27,124</b>	<b>33,247</b>	<b>+10145</b>	<b>212,520</b>	<b>205,204</b>	<b>148,903</b>	<b>159,775</b>	<b>27,124</b>	<b>18,364</b>	<b>+8760</b>
				<b>+8,705</b>							<b>+10,872</b>			

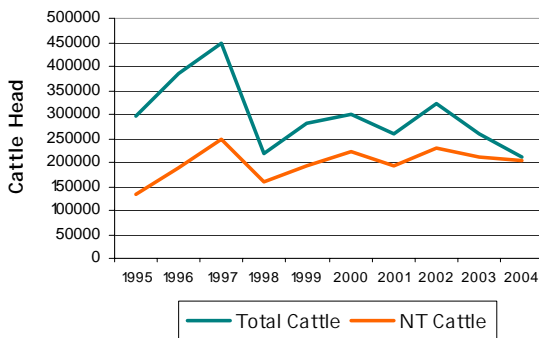
### "August at a glance"

- 27,124 head of cattle through the Port of Darwin during August, 10,145 head more than July and 1,888 more than July last year.
- YTD figures indicate 8,705 head more than the same time last year.
- No interstate cattle through the Port of Darwin in July.
- 290 goats from Qld were exported to Brunei.

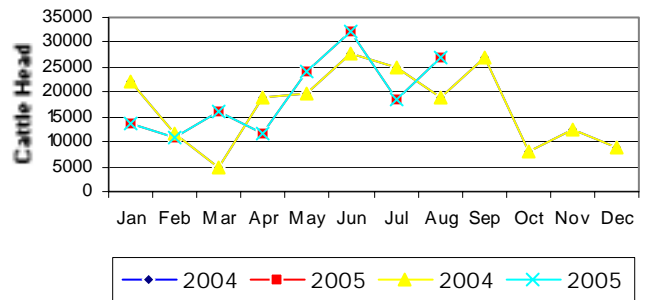
**TOTAL** Live Cattle Exports thru Port of Darwin  
2004 v 2005



Live Cattle Exports thru the Port of Darwin  
(last 10 years)



**NT** Live Cattle Exports thru Port of Darwin  
2004 v 2005




### PREVIOUS 7 YEARS

Total Cattle, Port of Darwin							NT Cattle, Port of Darwin								
1997	1998	1999	2000	2001	2002	2003	2004	1997	1998	1999	2000	2001	2002	2003	2004
448,196	219,439	280,011	299,179	258,127	322,602	260,618	211,042	246,389	160,412	192,441	222,669	193,172	229,796	212,520	205,204

### OTHER LIVESTOCK EXPORTS VIA DARWIN PORT (includes NT and Interstate Stock)

Destination	Buffalo			Camels			Goats			Deer			Horses			Sheep			Pigs		
	2004	2005	1-31 Aug	2004	2005	1-31 Aug	2004	2005	1-31 Aug	2004	2005	1-30 Augy	2004	2005	1-31 Aug	2004	2005	1-31 Aug	2004	2005	1-31 Aug
BRUNEI	2,279	153	0	115	0	0	3,680	0	290	30	0	0	0	0	0	0	0	0	0	0	0
INDONESIA	0	0	0	0	0	0	0	0	0	0	0	0	3	0	0	0	0	0	0	0	0
PHILIPPINES	0	0	0	0	0	0	100	0	0	0	0	0	0	0	0	0	0	0	640	0	0
W-MALAYSIA	1,556	672	0	0	0	0	725	0	0	0	0	0	4	0	0	0	0	0	0	0	0
E-MALAYSIA	0	0	0	0	0	0	217	0	0	0	0	0	0	0	0	0	0	0	0	0	0
<b>TOTAL</b>	<b>3,835</b>	<b>825</b>	<b>0</b>	<b>115</b>	<b>0</b>	<b>0</b>	<b>4,722</b>	<b>0</b>	<b>290</b>	<b>30</b>	<b>0</b>	<b>0</b>	<b>7</b>	<b>0</b>	<b>0</b>	<b>0</b>	<b>0</b>	<b>0</b>	<b>640</b>	<b>450</b>	<b>0</b>

### NATIONAL CATTLE PRICES - W/E 26/08/05

JAPAN OX									MEDIUM STEER										
Estimated dressed weight price (cents/kg)									Estimated dressed weight price (cents/kg)										
SALEYARDS				O.T.HOOKS					SALEYARDS				O.T.HOOKS						
NSW	QLD	SA	AV (Aust)	NSW	QLD	SA	AV (Aust)	NSW	QLD	SA	AV (Aust)	NSW	QLD	SA	AV (Aust)	NSW	QLD	SA	AV (Aust)
This week	351	351	nq	345	336	338	350	339	This week	345	357	365	354	343	337	348	341		
Last week	358	347	349	352	338	341	350	340	Last week	372	360	358	363	344	340	348	342		
Year ago	358	351	350	353	355	341	318	338	Year ago	351	350	349	350	349	333	315	321		
US COW									TRADE STEER										
Estimated dressed weight price (cents/kg)									Estimated dressed weight price (cents/kg)										
SALEYARDS				O.T.HOOKS					SALEYARDS				O.T.HOOKS						
NSW	QLD	SA	AV (Aust)	NSW	QLD	SA	AV (Aust)	NSW	QLD	SA	AV (Aust)	NSW	QLD	SA	AV (Aust)	NSW	QLD	SA	AV (Aust)
This week	313	312	313	308	274	307	270	272	This week	225	216	231	224	344	320	327	350		
Last week	319	311	321	312	274	307	270	270	Last week	226	214	214	225	338	323	327	349		
Year ago	302	311	304	304	290	30	268	270	Year ago	205	203	203	204	335	325	328	344		
LIVE EXPORT QUOTES									<p>Prices courtesy of Meat &amp; Livestock Australia</p>  <p>www.mla.com.au</p>										
Estimated <u>live</u> weight price (cents/kg)																			
LIGHT STEERS (280-400 kg)				HEAVY STEERS (400+ kg)															
Darwin		Fremantle		Darwin		Fremantle													
This week	175		nq		160		nq												
Last week	175		nq		160		nq												
Year ago	180		nq		180		nq												

### CURRENCY EXCHANGE RATES

Key Currencies 1AUD =	Current 1.09.2005	Previous week 24.08.2005	3 months ago 1.06.2005	1 Year ago 1.9.2004	Pre-devaluation 01.07.1997
Brunei Dollar	1.27356	1.29533	1.2742	1.2116	1.076
Indonesian Rupiah	7868.16	7502.10	7391.75	6534.31	1830
Philippine Peso	42.52960	42.89834	42.0394	39.3505	19.84
Malaysian Ringgit	2.84718	2.89549	2.9345	2.6584	1.9
Euro	0.61182	0.63449	0.60120	0.5804	N/A
US Dollar	0.75474	0.76570	0.77480	0.6994	0.752

Prepared by the NT Department of Business, Industry and Resource Development.

This publication contains commodity market information prepared for DBIRD staff use in strategic research and extension planning. While DBIRD exercise care in the compilation and preparation of this information, no responsibility is taken for its accuracy or for the completeness of any information that is reproduced from other sources. DBIRD denies any loss or damage to any person whether caused directly or indirectly by the use of any of the information provided.