



# Pastoral Market Update

## Live Cattle Exports via Darwin Port – JUNE 2005

# Please note that the "NT CATTLE" figures are NT cattle exported through the Port of Darwin only, some NT cattle are exported through interstate ports.

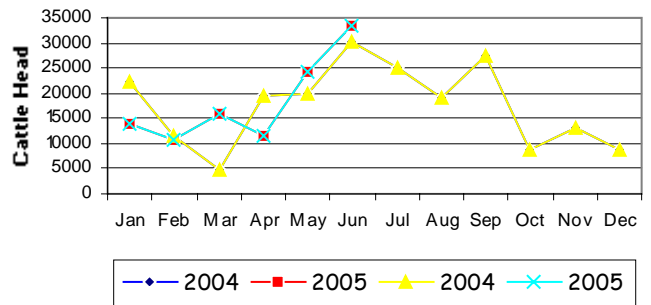
Destination	TOTAL CATTLE (including interstate)							# NT CATTLE						
	2003	2004	Last year 30/06/04	YTD 30/06/05	1-30 JUNE	Previous Month	Difference	2003	2004	Last year 30/06/04	YTD 30/06/05	1-30 JUNE	Previous Month	Difference
BRUNEI	16,572	14,101	5,699	3,282	877	846	-31	13,574	10,492	5,863	3,282	877	846	-31
INDONESIA	182,624	158,600	78,672	102,442	27,776	19,092	+8,684	145,274	150,048	77,501	101,178	27,126	19,092	+14155
PHILIPPINES	51,792	31,623	22,018	8,740	4,594	2,545	+2,049	46,243	29,393	19,966	8,126	3,980	2,545	+1435
SABAH	224	304	0	0	0	0	0	224	304	0	0	0	0	0
SARAWAK	320	0	0	1,608	0	0	+1,608	92	0	0	1,608	0	0	
W-MALAYSIA	9,028	6,379	2,186	93	0	0	0	7,055	6,272	2,186	93	0	0	0
EAST TIMOR	58	35	0	0	0	0	0	58	0	0	0	0	0	0
<b>TOTAL</b>	<b>260,618</b>	<b>211,042</b>	<b>108,575</b>	<b>116,165</b>	<b>33,247</b>	<b>22,483</b>	<b>+10,764</b>	<b>212,520</b>	<b>205,204</b>	<b>105,366</b>	<b>114,287</b>	<b>31,983</b>	<b>24,091</b>	<b>+7892</b>
				<b>+7,590</b>							<b>+8,921</b>			

### "June at a glance"

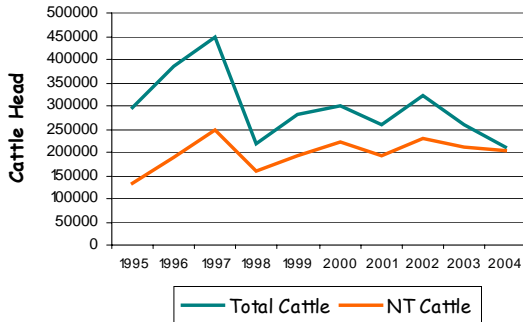
- 33,247 head of cattle through the Port of Darwin during June, 10,764 head more than May and 2,920 more than June last year.
- YTD figures indicate 7,590 head more than the same time last year.
- 1,264 interstate cattle through the Port of Darwin in June, including 358 dairy heifers to the Philippines.

450 pigs from Queensland were loaded for the Philippines.

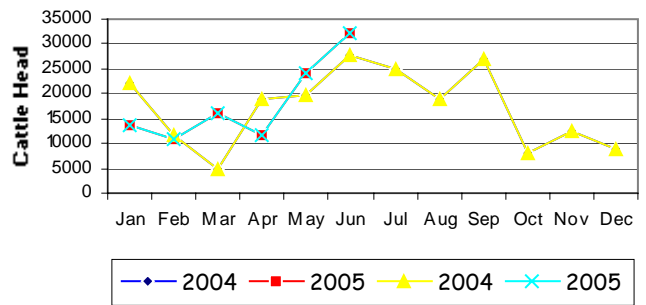
**TOTAL Live Cattle Exports thru Port of Darwin 2004 v 2005**



**Live Cattle Exports thru the Port of Darwin (last 10 years)**



**NT Live Cattle Exports thru Port of Darwin 2004 v 2005**




**PREVIOUS 7 YEARS**

Total Cattle, Port of Darwin							NT Cattle, Port of Darwin								
1997	1998	1999	2000	2001	2002	2003	2004	1997	1998	1999	2000	2001	2002	2003	2004
448,196	219,439	280,011	299,179	258,127	322,602	260,618	211,042	246,389	160,412	192,441	222,669	193,172	229,796	212,520	205,204

### OTHER LIVESTOCK EXPORTS VIA DARWIN PORT (includes NT and Interstate Stock)

Destination	Buffalo			Camels			Goats			Deer			Horses			Sheep			Pigs		
	2004	2005	1-31 May	2004	2005	1-30 Apr	2004	2005	1-30 Apr	2004	2005	1-30 Apr	2004	2005	1-30 Apr	2004	2005	1-30 Apr	2004	2005	1-30 Apr
BRUNEI	2,279	153	60	115	0	0	3,680	0	0	30	0	0	0	0	0	0	0	0	0	0	0
INDONESIA	0	0	0	0	0	0	0	0	0	0	0	0	3	0	0	0	0	0	0	0	0
PHILIPPINES	0	0	0	0	0	0	100	0	0	0	0	0	0	0	0	0	0	0	640	0	0
W-MALAYSIA	1,556	672	0	0	0	0	725	0	0	0	0	0	4	0	0	0	0	0	0	0	0
E-MALAYSIA	0	0	0	0	0	0	217	0	0	0	0	0	0	0	0	0	0	0	0	0	0
<b>TOTAL</b>	<b>3,835</b>	<b>825</b>	<b>60</b>	<b>115</b>	<b>0</b>	<b>0</b>	<b>4,722</b>	<b>0</b>	<b>0</b>	<b>30</b>	<b>0</b>	<b>0</b>	<b>7</b>	<b>0</b>	<b>0</b>	<b>0</b>	<b>0</b>	<b>0</b>	<b>640</b>	<b>0</b>	<b>0</b>

### NATIONAL CATTLE PRICES - W/E 08/07/05

JAPAN OX									MEDIUM STEER										
Estimated dressed weight price (cents/kg)									Estimated dressed weight price (cents/kg)										
SALEYARDS				O.T.HOOKS					SALEYARDS				O.T.HOOKS						
NSW	QLD	SA	AV (Aust)	NSW	QLD	SA	AV (Aust)	NSW	QLD	SA	AV (Aust)	NSW	QLD	SA	AV (Aust)	NSW	QLD	SA	AV (Aust)
This week	341	346	346	344	328	326	325	324	This week	333	359	348	350	332	322	318	322		
Last week	334	337	327	335	322	319	319	320	Last week	339	343	342	342	322	317	311	318		
Year ago	326	322	322	326	321	326	330	324	Year ago	323	316	335	318	313	316	nq	315		
US COW									TRADE STEER										
Estimated dressed weight price (cents/kg)									Estimated dressed weight price (cents/kg)										
SALEYARDS				O.T.HOOKS					SALEYARDS				O.T.HOOKS						
NSW	QLD	SA	AV (Aust)	NSW	QLD	SA	AV (Aust)	NSW	QLD	SA	AV (Aust)	NSW	QLD	SA	AV (Aust)	NSW	QLD	SA	AV (Aust)
This week	303	294	290	296	248	278	253	251	This week	397	356	384	388	317	294	293	328		
Last week	287	287	287	287	244	267	251	247	Last week	378	342	362	375	313	289	295	326		
Year ago	276	286	286	283	258	276	278	253	Year ago	356	339	356	356	316	305	320	322		
LIVE EXPORT QUOTES									<p>Prices courtesy of Meat &amp; Livestock Australia</p>  <p>www.mla.com.au</p>										
Estimated <u>live</u> weight price (cents/kg)																			
LIGHT STEERS (280-400 kg)				HEAVY STEERS (400+ kg)															
Darwin		Fremantle		Darwin		Fremantle													
This week	170		nq		160		nq												
Last week	165		nq		155		nq												
Year ago	170		nq		170		nq												

### CURRENCY EXCHANGE RATES

Key Currencies 1AUD =	Current 13.07.05	Previous month 30.5/05	3 months ago 31.03.05	1 Year ago 30.6.04	Pre-devaluation 01.07.97
Brunei Dollar	1.28656	1.2742	1.2742	1.2334	1.076
Indonesian Rupiah	7407.18	7391.75	7335.44	6629.45	1830
Philippine Peso	42.45115	42.0394	42.1987	40.0689	19.84
Malaysian Ringgit	2.87820	2.9345	2.9272	2.7143	1.9
Euro	0.61867	0.60120	0.5964	0.5839	N/A
US Dollar	0.75738	0.77480	0.7702	0.7148	0.752

Prepared by the NT Department of Business, Industry and Resource Development.

This publication contains commodity market information prepared for DBIRD staff use in strategic research and extension planning. While DBIRD exercise care in the compilation and preparation of this information, no responsibility is taken for its accuracy or for the completeness of any information that is reproduced from other sources. DBIRD denies any loss or damage to any person whether caused directly or indirectly by the use of any of the information provided.