



Pastoral Market Update

Live Cattle Exports via Darwin Port – **MARCH 2005**

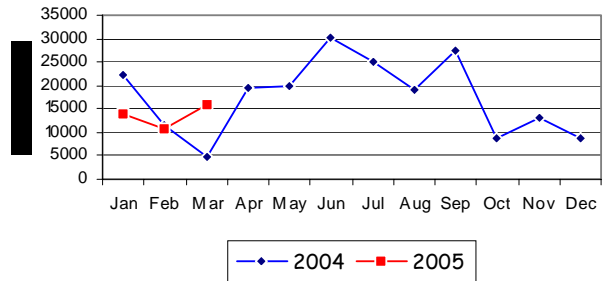
Please note that the "NT CATTLE" figures are NT cattle exported through the Port of Darwin only, some NT cattle are exported through interstate ports.

Destination	TOTAL CATTLE (including interstate)							# NT CATTLE						
	2003	2004	Last year 31/03/04	YTD 31/03/05	1-31 Mar	Previous Month	Difference	2003	2004	Last year 31/03/04	YTD 31/03/05	1-31 Mar	Previous Month	Difference
BRUNEI	16,572	14,101	3,246	0	0	0	0	13,574	10,492	3,246	0	0	0	0
INDONESIA	182,624	158,600	27,425	40,298	15,892	10,652	+5,240	145,274	150,048	27,425	40,298	15,892	10,652	+5,240
PHILIPPINES	51,792	31,623	8,065	0	0	0	0	46,243	29,393	8,065	0	0	0	0
SABAH	224	304	0	0	0	0	0	224	304	0	0	0	0	0
SARAWAK	320	0	0	0	0	0	0	92	0	0	0	0	0	0
W-MALAYSIA	9,028	6,379	0	93	0	93	-93	7,055	6,272	0	93	0	93	-93
EAST TIMOR	58	35	0	0	0	0	0	58	0	0	0	0	0	0
TOTAL	260,618	211,042	38,736	40,391	15,892	10,745	+5,147	212,520	205,204	38,736	40,391	15,892	10,745	+5,147
				+1,655							+1,655			

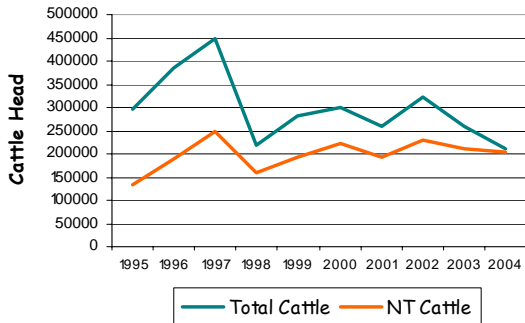
"March at a glance"

- 15,892 head of cattle through the Port of Darwin during March, 5,147 head more than February and 11,156 more than March last year.
- YTD figures indicate 1,655 head in front of the same time last year!
- No interstate cattle through the Port of Darwin for the first 3 months of 2005.

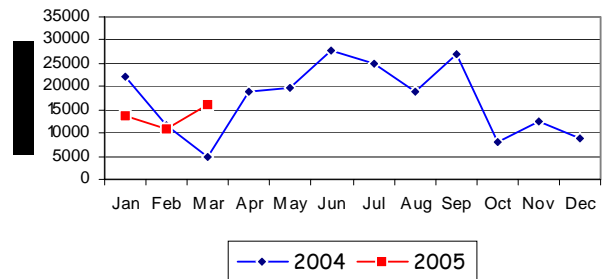
TOTAL Live Cattle Exports thru Port of Darwin
2004 v 2005



Live Cattle Exports thru the Port of Darwin
(last 10 years)



NT Live Cattle Exports thru Port of Darwin
2004 v 2005




PREVIOUS 7 YEARS

Total Cattle, Port of Darwin							NT Cattle, Port of Darwin							
1997	1998	1999	2000	2001	2002	2003	1997	1998	1999	2000	2001	2002	2003	2004
448,196	219,439	280,011	299,179	258,127	322,602	260,618	246,389	160,412	192,441	222,669	193,172	229,796	212,520	205,204

OTHER LIVESTOCK EXPORTS VIA DARWIN PORT (includes NT and Interstate Stock)

Destination	Buffalo			Camels			Goats			Deer			Horses			Sheep			Pigs			
	2004	2005	1-31 Mar	2004	2005	1-31 Mar	2004	2005	1-31 Mar	2004	2005	1-31 Mar	2004	2005	1-31 Mar	2004	2005	1-31 Mar	2004	2005	1-31 Mar	
BRUNEI	2,279	0	0	115	0	0	3,680	0	0	30	0	0	0	0	0	0	0	0	0	0	0	0
INDONESIA	0	0	0	0	0	0	0	0	0	0	0	0	3	0	0	0	0	0	0	0	0	0
PHILIPPINES	0	0	0	0	0	0	100	0	0	0	0	0	0	0	0	0	0	0	640	0	0	0
W-MALAYSIA	1,556	672	0	0	0	0	725	0	0	0	0	0	4	0	0	0	0	0	0	0	0	0
E-MALAYSIA	0	0	0	0	0	0	217	0	0	0	0	0	0	0	0	0	0	0	0	0	0	0
TOTAL	3,835	672	0	115	0	0	4,722	0	0	30	0	0	7	0	0	0	0	0	640	0	0	0

NATIONAL CATTLE PRICES - W/E 01/04/05

JAPAN OX									MEDIUM STEER										
Estimated dressed weight price (cents/kg)									Estimated dressed weight price (cents/kg)										
SALEYARDS				O.T.HOOKS					SALEYARDS				O.T.HOOKS						
NSW	QLD	SA	AV (Aust)	NSW	QLD	SA	AV (Aust)	NSW	QLD	SA	AV (Aust)	NSW	QLD	SA	AV (Aust)	NSW	QLD	SA	AV (Aust)
This week	319	321	334	322	311	309	335	320	This week	305	331	343	326	307	306	331	318		
Last week	318	321	342	323	311	305	335	318	Last week	317	326	nq	327	307	303	331	318		
Year ago	294	295	286	292	294	296	290	288	Year ago	296	298	297	295	nq	nq	nq	nq		
US COW									TRADE STEER										
Estimated dressed weight price (cents/kg)									Estimated dressed weight price (cents/kg)										
SALEYARDS				O.T.HOOKS					SALEYARDS				O.T.HOOKS						
NSW	QLD	SA	AV (Aust)	NSW	QLD	SA	AV (Aust)	NSW	QLD	SA	AV (Aust)	NSW	QLD	SA	AV (Aust)	NSW	QLD	SA	AV (Aust)
This week	282	279	293	281	259	261	268	250	This week	362	353	370	362	317	286	308	322		
Last week	275	282	290	279	259	257	268	249	Last week	373	350	386	368	317	282	308	321		
Year ago	248	263	241	252	241	255	228	230	Year ago	319	320	324	317	290	282	255	292		
LIVE EXPORT QUOTES									<p>Prices courtesy of Meat & Livestock Australia</p>  <p>www.mla.com.au</p>										
Estimated <u>live</u> weight price (cents/kg)																			
LIGHT STEERS (280-400 kg)				HEAVY STEERS (400+ kg)															
Darwin		Fremantle		Darwin		Fremantle													
This week	160	170	145	155															
Last week	160	170	145	155															
Year ago	165	150	165	150															

CURRENCY EXCHANGE RATES

Key Currencies 1AUD =	Current 31.03.05	Previous week 24.03.05	3 months ago 31.12.04	1 Year ago 31.03.04	Pre-devaluation 01.07.97
Brunei Dollar	1.2742	1.2627	1.2834	1.2693	1.076
Indonesian Rupiah	7335.44	7269.03	7230.38	6497.91	1830
Philippine Peso	42.1987	41.848	43.865	42.5217	19.84
Malaysian Ringgit	2.9272	2.9311	2.9609	2.8688	1.9
Euro	0.5964	0.5945	0.5719	0.6192	N/A
US Dollar	0.7702	0.7713	0.7801	0.7537	0.752

Prepared by the NT Department of Business, Industry and Resource Development.

This publication contains commodity market information prepared for DBIRD staff use in strategic research and extension planning. While DBIRD exercise care in the compilation and preparation of this information, no responsibility is taken for its accuracy or for the completeness of any information that is reproduced from other sources. DBIRD denies any loss or damage to any person whether caused directly or indirectly by the use of any of the information provided.